



CINCINNATI
BENGALS



2004
MEDIA GUIDE



CINCINNATI BENGALS

One Paul Brown Stadium, Cincinnati, Ohio 45202

(513) 621-3550

FAX: (513) 621-3570

Ticket Office: (513) 621-TDTD (621-8383)

www.bengals.com

— 2004 SCHEDULE —

PRESEASON

DAY	DATE	OPPONENT	TIME
Sat.	Aug. 14	at Tampa Bay	7:00 p.m.
Sat.	Aug. 21	NEW ENGLAND	7:30 p.m.
Sat.	Aug. 28	at Atlanta	7:30 p.m.
Fri.	Sept. 3	INDIANAPOLIS	7:30 p.m.

REGULAR SEASON

DAY	DATE	OPPONENT	TIME
Sun.	Sept. 12	at N.Y. Jets	1:00 p.m.
Sun.	Sept. 19	MIAMI (ESPN national TV)	8:30 p.m.
Sun.	Sept. 26	BALTIMORE	1:00 p.m.
Sun.	Oct. 3	at Pittsburgh	1:00 p.m.
Sun.	Oct. 10	— BYE —	
Sun.	Oct. 17	at Cleveland	1:00 p.m.
Mon.	Oct. 25	DENVER (ABC national TV)	9:00 p.m.
Sun.	Oct. 31	at Tennessee	1:00 p.m.
Sun.	Nov. 7	DALLAS	1:00 p.m.
Sun.	Nov. 14	at Washington	4:05 p.m.
Sun.	Nov. 21	PITTSBURGH	1:00 p.m.
Sun.	Nov. 28	CLEVELAND	1:00 p.m.
Sun.	Dec. 5	at Baltimore	1:00 p.m.
Sun.	Dec. 12	at New England	1:00 p.m.
Sun.	Dec. 19	BUFFALO	1:00 p.m.
Sun.	Dec. 26	N.Y. GIANTS	1:00 p.m.
Sun.	Jan. 2	at Philadelphia	1:00 p.m.

HOME GAMES IN ORANGE

All times are Eastern

CINCINNATI BENGALS 2004 MEDIA GUIDE

Table of Contents

STAFF/SCHEDULE

Assistant Coaches	5-16
Lewis, Marvin	3-4
Schedule, Bengals 2004	Inside Front Cover
Staff Directory	2

THE PLAYERS

Depth Chart	20
Draft Choices	115-124
Rookie Free Agents	125-128
Rosters	18-19
Veteran Players	21-114

2003 IN REVIEW

Best Single-Game Performances, Individual	133
Daily Log (Transactions)	144-145
Game-by-Game Team Statistics	132
Game Summaries	134-141
In 2003, The Bengals Were	145
Participation Chart	142-143
Red Zone Report	132
Standings, NFL	145
Starting Lineups	133
Statistics, Preseason	146
Statistics, Regular Season	130-131

TEAM HISTORY

100-Yard Receivers	195
100-Yard Rushers	194
300-Yard Passers	196
1000-Yard Duos (Rushing & Receiving)	194
AFL Expansion Draft, 1968	209
Alumni List 1968-2003	172
Chronology	202-204
Cincinnati Pro Football History	205
Coaching History	178-181
Draft Choices 1968-2004	167-171
Franchise Firsts	209
Last Times	197
Leaders (Rushing, Passing, Receiving, etc.), Year-by-Year	182-184
League Rankings, Bengals Year-by-Year	166
Logos, Bengals, Then & Now	215
Longest Plays, Bengals & Opponents	198
Offense & Defense Year-by-Year	199
Overtime Results	201
Playoff Results	166
Pro Bowl Players	192
Results, All-Time by Opponents	162-164
Results, All-Time Preseason	160-161
Results, All-Time Preseason vs. 2004 Preseason Opponents	165
Results, All-Time Regular Season and Postseason	148-159
Roster, All-Time	173-177
Stadium Firsts & Lasts	200

TEAM HISTORY (cont'd)

Statistics, All-Time Individual	185-193
Statistics, Final Year-by-Year	216-258
Super Bowls XVI and XXIII	206-207
Superlative Individual Seasons	184
Uniforms, Bengals, Then & Now	210-214

RECORDS

Regular Season:	
Bengals Individual Records	260-264
Bengals Team Records	265-267
Opponents Single-Game Records vs. Bengals	268
Postseason:	
Bengals Individual Single-Game Records	269
Opponents Individual Single-Game Records	270

STADIUM, NFL & MEDIA

Bengals in the Community	276-277
Bengals TV, Radio & Internet	287
FieldTurf	274
Media Information	288
Medical Terms, Glossary	284-285
Paul Brown Stadium	272-273
Public Relations Contacts, NFL	286
Schedule, 2004 NFL Preseason	279
Schedule, 2004 NFL Regular Season ..	278-279
Scores, NFL 2003	280-283
Training Camp — Georgetown College ..	275

MISCELLANEOUS

Hall of Famers:	
Paul Brown	128, 273
Anthony Munoz	208
Hôtels on the Road	113
Ticket Information	Inside Back Cover

INFORMATION BOXES

10 Wins, No Playoffs	198
43 in a Row	156
100-Yard Pair	8
1000-Yard Duos	194
AFC Players of the Month, 2003	102
Attendance Records	159
Bengals Featured in Award-Winning Photos	41, 114
Bengals Selections in AFL Expansion Draft ..	209
Bengals Tap Buckeye Pipeline	172
Biggest Improvement in NFL	31
Busiest Bengals — Offense & Defense	131
Busiest Bengals — Special Teams	60
Change For the Better	159
Dialing Long Distance	64
Double-Digit Club, Bengals	81
Double Whammy	157

INFORMATION BOXES (cont'd)

Doubling Up	205
First-Round Draft Picks — Offense vs. Defense	121
Fond Farewell	73
Future Opponents, Bengals'	204
Future Super Bowl Dates and Sites	99
Games Were This Close	72
Get the Point?	204
Go Long ... Real Long	196
Going For Two	44
Graham Hits New Accuracy High	110
Ground Game	96
Hôtels on the Road, Bengals'	113
In 2003, The Bengals Were	145
In Control	88
In the NFL in 2003	27
Instant Replay Rules	165
Johnsons Lead Bengals Over Houston	54
Key NFL Dates in 2004 and 2005	21
Late Show	120
Lighting up the Scoreboard	5
Long Distance Leaders	152
Longest Shots	171
Lucky 13	79
Major Improvement	199
Name Game	51
No TDs, No Problem	153
No-Win Situation	7
One-Possession NFL Overtimes	86
Outstanding Offense	85
P.B. and the Hall of Fame	128
PBS Win Streak	68
Parrish Hits Paydirt	193
Passing Fancy	167
Perfection at Home	155
Playoff Results, Bengals	166
Pronunciation Guide, Bengals	62
Racking Up the Points	165
Rankings, Bengals 2003 NFL	6
Rare Runner	148
Red Zone Report, Bengals 2003	132
Replay Challenges	128
Riley Reigns Supreme	46
Road is Sweet in OT	201
Scoring First Pays	101
Scoring Spree	77
Special Explosion	13
Streaks to Remember	197
Talent Isn't Everything	43
This Record Holds the Record	23
Top-10 Rushing Games, Bengals	55
Top Receptions Duo	69
Top Yards Duo	58
Tops on the Road	151
Triple Figures	164
Worst to First	158

The Cincinnati Bengals 2004 Media Guide was prepared by the Bengals Public Relations Department based on information through July 10, 2004. Copyright © 2004 by The Cincinnati Bengals.

Editors: Jack Brennan, P.J. Combs, Jon Braude. Typography, research and layout: Jon Braude. Editorial Assistance: Inky Moore. Individual and team records compiled by Jim Blount. Research and statistical assistance provided by the Elias Sports Bureau and the Pro Football Hall of Fame. Photography: Greg Rust. Printing: CJK, Cincinnati, Ohio.

BENGALS STAFF DIRECTORY

— ADMINISTRATION —

President
Mike Brown

Executive Vice President
Katie Blackburn

Vice President
John Sawyer

Business Development
Troy Blackburn

Business Manager
Bill Connelly

Chief Financial Officer
Bill Scanlon

Director of Development — Paul Brown Stadium
Bob Bedinghaus

Controller
Johanna Kappner

Director of Technology
Jo Ann Ralstin

Bengals.com Editor
Geoff Hobson

Director of Player Relations
Eric Ball

Administration Assistant
Jan Sutton

Business Assistant
Terri Stewart

Receptionist
Teri Moratschek

— PLAYER PERSONNEL —

Senior Vice President — Player Personnel
Pete Brown

Vice President — Player Personnel
Paul Brown

Director of Football Operations
Jim Lippincott

Director of Player Personnel
Duke Tobin

Scout
Greg Seamon

Scouting Consultants
John Cooper, Bruce Coslet, Bill Tobin

Personnel Assistant
Debbie LaRocco

— PUBLIC RELATIONS —

Public Relations Director
Jack Brennan

Assistant Public Relations Director
PJ Combs

Public Relations Assistant
Inky Moore

— SALES —

Director of Sales and Public Affairs
Jeff Berding

Director of Corporate Sales and Marketing
Vince Cicero

Ticket Manager
Tim Kelly

Director of Ticket Sales
Kevin Lane

Merchandise Manager
Monty Montague

Premium Seating Sales Executive
Nick Nicastro

Premium Seating Services Manager
Andy Spence

Assistant Director of Corporate Sales and Marketing
Brian Sells

Senior Corporate Sales Manager
Joe Fisher

Corporate Sales Coordinator
Jamie Solomon

Assistant Ticket Manager
Jason Williams

Ticket Office
Sallie Huston, Bev Schmidt, Bill Sweeney

Ticket Sales Executives
Andrew Brown, Trey Ely, Peter Hiltz, Barry Katz, Andrew Squibb, Tony Stickney

Pro Shop
Ron Runk, Steve Wolf

— FOOTBALL STAFF —

Athletic Trainer
Paul Sparling

Assistant Athletic Trainers
Billy Brooks, Brian Dykhuizen

Equipment Manager
Rob Recker

Assistant Equipment Manager
Jeff Brickner

Video Director
Travis Brammer

Assistant Video Director
Kent Stearman

— PAUL BROWN STADIUM —

Managing Director
Eric Brown

JungleVision Producer
Scott Simpson

Events Coordinator
Ellen Ritter

— SUPPORT STAFF —

Team Physicians
Angelo Colosimo, Jeff Craig, Robert Heidt Jr., Doug Logan, Walter Timperman

Scouting
Earl Biederman

Equipment
Bill Dinger, Scott Hill

Accounting
Craig Keller

Cheerleader Coordinator
Charlotte Jacobs

Publications/Game Statistics
Jon Braude

Stadium Public Address Announcer
Tom Kinder

Press Box Public Address Announcer/Statistics/Records
Jim Blount

Photographer
Greg Rust

— COACHING STAFF —

Head Coach
Marvin Lewis

Asst. Head Coach/Offensive Line
Paul Alexander

Offensive Coordinator
Bob Bratkowski

Defensive Coordinator
Leslie Frazier

Quarterbacks
Ken Zampese

Running Backs
Jim Anderson

Wide Receivers
Hue Jackson

Tight Ends
Jonathan Hayes

Assistant Offensive Line
Bob Surace

Defensive Line
Jay Hayes

Linebackers
Ricky Hunley

Defensive Backs
Kevin Coyle

Assistant Defensive Backs
Louie Cioffi

Assistant Coach
Chuck Bresnahan

Special Teams
Darrin Simmons

Strength & Conditioning
Chip Morton

Assistant Strength & Conditioning
Ray Oliver

Assistants to the Coaching Staff
Jamie Janette, Sandy Schick

BENGALS COACHING STAFF

MARVIN LEWIS — Head Coach



Marvin Lewis is in his second season as Bengals head coach, following a 2003 campaign which saw him lead a new wave of enthusiasm among supporters of the Orange and Black.

The Bengals posted an 8-8 record in Lewis' first season, rising from 2-14 in

2002, and fans turned out in record numbers at Paul Brown Stadium. The four largest crowds in team history were included in a total of five sellouts, and total regular season attendance was an all-time high of 479,488.

The team's accomplishments included:

- ▶ The biggest improvement among all NFL clubs in 2003 (six more wins than in '02.)

- ▶ The second-largest one-season improvement in

Bengals history (the 1988 team went 12-4 following a 4-11 record in '87).

- ▶ Only the third instance (among 17 possibilities) of an NFL team finishing at .500 or better the year after a 2-14 season.

Lewis finished second behind New England's Bill Belichick in *Associated Press* voting for NFL Coach of the Year. The Bengals finished second in the AFC North Division, and their playoff hopes were very much alive entering the season's final weekend.

"Our guys made Sundays fun again for the fans," Lewis said, "and the fans helped us restore a real home-field advantage."

Lewis still faces the challenge of ending a Cincinnati playoff drought that covers the last 13 seasons. His ground rule is that no one assume anything regarding the team's further improvement.

"We don't get the chance to start where we left off," he says. "We don't get to go back to being just short of the playoffs and move on from there. We start from scratch like everybody else, and we know we've got to work harder

than ever before."

The '03 Bengals showed resilience in rebounding from an 0-3 start, winning eight of their next 11 games. Their 8-6 mark through 14 games tied them with Baltimore for the AFC North lead, with all possible tiebreakers in their favor. But the Bengals lost their last two, including a home setback against Cleveland in the season finale.

"I felt from the start that we could compete to win the division, and we did that," Lewis said. "But we learned a valuable lesson: That the things down the stretch — the little things, the minute details — make the difference."

Lewis set a general goal of "raising the level of professionalism" of Bengals players. He stressed punctuality, accountability and attention to detail.

While demanding more, Lewis gave more. With support from team ownership, he upgraded the weight room, brought more amenities to the locker room and improved team meal service.


"He treated guys like pros, and we acted more like pros," said offensive tackle Willie Anderson. "He helped us to believe in ourselves, and to believe we could be winners."

QB Jon Kitna was among a number of Bengals players who had career-best years under Lewis in 2003. Kitna posted personal highs in completions (324), passing yards (3591), TD passes (26), completion percentage (62.3) and passer rating (87.4).

"I've never worked with a head coach before who was so well attuned to my game and my personality," Kitna said. "Marvin is very aggressive in his game management, but he doesn't do stupid things. With him having been a defensive coordinator, you'd tend to think he'd be conservative on offense."

But he's like, "We're going to get after it and do whatever it takes to put the ball in the end zone." He just fit me so well. He gave me a lot of leeway. I loved the feeling of being in control that I had with him."

In addition to bringing the football team more confidence and unity, Lewis reached out to strengthen the



franchise's ties to the community.

In just his first six months, he made more than 40 appearances, participating in support of organizations such as the YWCA, Cincinnati Public Library, Free Store Food Bank, Over-the-Rhine Chamber of Commerce, Taft High School, Cystic Fibrosis, Calvary United Methodist Church, Procter & Gamble's "A.D.O.P.T." program, NAACP, Juvenile Diabetes Research Foundation, Boys & Girls Clubs of Greater Cincinnati, The Youth Foundation and Youth, Incorporated.

In October of 2003, Lewis launched the Marvin Lewis Community Fund to "empower, educate, and inspire children while enriching inner-city communities." The Fund donated more than \$100,000 to its recipients in 2003.

Lewis was hired as the ninth head coach in Bengals history on Jan. 14, 2003. He brought credentials as a record-setting NFL defensive coordinator with a Super Bowl championship ring.

Before offering Lewis the head coaching job, Bengals management conducted a process that included formal interviews with five candidates.

"We knew Marvin had outstanding football credentials," Bengals president Mike Brown said, "but what impressed us most was the tremendous grasp he displayed of the overall operation of an NFL franchise. He showed an awareness that you would expect to see only in someone who had been a head coach before."

In 2002, the season before he joined the Bengals, Lewis led the Washington Redskins to a No. 5 NFL defensive ranking, serving as assistant head coach as well as defensive coordinator. He came to the Redskins after six seasons (1996-2001) as defensive coordinator with the Baltimore Ravens, a tenure that included a Super Bowl victory in the 2000 season.

In the 2000 regular season, Lewis' Baltimore defense set the NFL record for fewest points allowed in a 16-game campaign (165), clipping 22 points off the previous mark.

Lewis' 2000 defensive unit has been widely considered as a candidate for the best NFL defense of all time. It also finished first in the NFL in rushing yards allowed (970), rushing average allowed (2.7), total takeaways (49), fumble recoveries (26) and shutouts (4).

The 970 rushing yards allowed were the fewest in NFL history for a 16-game season. The Ravens' four shutouts were the most by an NFL team since Pittsburgh had five in 1976. The defense held opponents scoreless in 41 of 64 quarters (64%) and allowed one TD or fewer in 14 of the team's last 18 games (including postseason). In the last four games, all postseason contests, the Ravens defense allowed only one TD.

In total yardage allowed, Lewis' last three Baltimore defenses each ranked No. 2 in the NFL. His 2001 unit also led the Ravens to the league's second-fewest points allowed and finished in the top four in six other categories.

Lewis had his first NFL assignment from 1992-95, as linebackers coach for the Pittsburgh Steelers. The opportunity came after 11 years in college coaching.

Lewis helped the Steelers defense rank among the top three in the NFL each season, and he guided the careers of some of the NFL's best linebackers, including Pro Bowl selections Kevin Greene, Chad Brown, Levon Kirkland and Greg Lloyd. Of Pittsburgh's 97 sacks over Lewis' last two seasons, the linebackers were credited with 63.5.

Lewis began his coaching career working with the linebackers at his alma mater, Idaho State, from 1981-84. Also nicknamed the Bengals, ISU finished 12-1 during Lewis' first season and won the NCAA Division 1-AA championship. In 1985-86, Lewis was on the staff at Long Beach State, before moving to New Mexico ('87-89), coaching linebackers at both schools. In 1990, he accepted a position coaching outside linebackers at the University of Pittsburgh.

Lewis earned All-Big Sky Conference honors as a linebacker at Idaho State for three consecutive years (1978-80), and

he also saw action at quarterback and free safety during his college career. He received his bachelor's degree in physical education from Idaho State in 1981, and earned his master's in athletic administration in '82. He was inducted into Idaho State's Hall of Fame in 2001.

Born, Sept. 23, 1958, Lewis attended Fort Cherry High School in McDonald, Pa. (near Pittsburgh), where he was an all-conference quarterback and safety. He also earned high school letters in wrestling and baseball. He and his wife, Peggy, have a daughter, Whitney, and a son, Marcus.

Lewis was the eighth African-American to be named to an NFL head coaching position. The first seven were Fritz Pollard (Akron 1921; Milwaukee 1925), Art Shell (L.A. Raiders 1989-94), Dennis Green (Minnesota 1992-2001), Ray Rhodes (Philadelphia 1995-98; Green Bay 1999), Tony Dungy (Tampa Bay 1996-2001; Indianapolis 2002-present), Terry Robiskie (Washington 2000), and Herman Edwards (N.Y. Jets 2001-present).

Since Lewis' hiring, two more teams have named African-Americans to head coaching jobs. Following the 2003 season, Dennis Green returned to the ranks as head coach at Arizona, and Lovie Smith was hired to lead the Chicago Bears.

PLAYING AND COACHING HISTORY — 1978-80: Played linebacker, quarterback and safety at Idaho State. **1981-84:** Assistant coach (AC), Idaho State. **1985-86:** AC, Long Beach State. **1987-89:** AC, New Mexico. **1990-91:** AC, Univ. of Pittsburgh. **1992-95:** AC, Pittsburgh Steelers. **1996-2001:** Defensive coordinator, Baltimore Ravens. **2002:** Assistant head coach/defensive coordinator, Washington Redskins. **2003-present:** Bengals head coach.





Paul Alexander returns for his 11th season on the Bengals coaching staff in 2004. It's his 10th straight season as offensive line coach, and for the second straight year, he has the added role of assistant head coach.

"It was important to me to have Paul with us for my first season," said Bengals head coach Marvin Lewis. "He had some options around the league (following the 2002 season), and we gave him the opportunity as assistant head coach to help me in a lot of areas off and on the field. He knew our team, and it helped give me some direction."

As offensive line coach last season, Alexander directed a unit that supported the Bengals' rise to 13th in NFL scoring (21.6 points per game) with an attack that featured excellent balance. Cincinnati ranked 13th in rushing, despite an injury-plagued season for three-time Pro Bowl HB Corey Dillon, and the passing game ranked 12th in yards among the 32 teams.

After a disappointing season opener against Denver, in which Cincinnati scored only 10 points and averaged just 2.3 yards per rush, Alexander provided the push for a lineup change that paid dividends the remainder of the season. Veteran Rich Braham was promoted from a reserve role to the starting center position he had held in previous seasons, and Mike Goff was moved from center back to the starting guard spot he had held the previous three years.

"I've gotten advice on a lot of things," Lewis said near the season's end, "and there have been few times I've been more glad about listening to someone else's opinion. It was one of the best moves we made all year."

The team's improvement to a playoff-contending position last season helped right tackle Willie Anderson get some overdue recognition with his first trip to the Pro Bowl. Anderson was the player Alexander recommended when the Bengals looked for an offensive tackle with their first choice in the 1996 NFL Draft.

Two more recent Alexander draftees, left tackle Levi Jones and left guard Eric Steinbach, also had fine years in 2003.

Jones, Cincinnati's first-round pick in the 2002 Draft, started every game and showed exceptional toughness and desire. Though he suffered torn knee cartilage Dec. 7

at Baltimore and underwent arthroscopic surgery the next day, he came back to play all the way in the Dec. 14 victory over San Francisco.

Steinbach, a rookie second-round pick in 2003, started 15 games and earned a spot on *Pro Football Weekly's* NFL All-Rookie team. Jones and Anderson also were all-rookie selections in their first Bengals seasons, and Alexander had another star pupil in 1993, when he was tight ends coach for the N.Y. Jets and Johnny Mitchell earned all-rookie honors.

On Oct. 22, 2000, Alexander's Bengals line shared the glory of a 278-yard rushing game by HB Corey Dillon vs. Denver. It was an NFL record at the time and still stands second in league annals entering the 2004 season. The Bengals' 407 total rushing yards in that game ranks as the fifth-highest single-game total in NFL history, and as the most yards in 53 years. The last team to top it was the New York Giants, who gained 423 against Baltimore in 1950.

Alexander began his NFL coaching career in 1992 as tight ends coach of the N.Y. Jets, under head coach Bruce Coslet. When Coslet moved to Cincinnati as offensive coordinator in 1994, Alexander joined him, in the role of Bengals tight ends coach.

But Alexander's first love in football has always been the offensive line. He was afforded the chance to take over that job for the Bengals in 1995, and has held it ever since.

His 1995 unit produced the team's best-ever performance in sacks allowed — only 1.6 per game (25 total).

Alexander is a product of distinguished teachers. He coached under Joe Paterno at Penn State and Bo Schembechler at Michigan. He also was offensive line coach at Central Michigan, a school whose coach, Herb Deromedi, ranks with Paterno and Schembechler among the winningest coaches in NCAA Division I history.

Alexander's birthdate is Feb. 12, 1960. He's a native of Rochester, N.Y., where he attended Cardinal Mooney High School. He was an Academic All-American at Cortland State (N.Y.) and holds a master's degree in exercise physiology from Penn State. He and his wife, Kathy, have three daughters, Mary Beth, Carolyn and Emily.

PLAYING AND COACHING HISTORY — 1979-

81: Played offensive tackle at Cortland State. **1982-84:** Graduate assistant, Penn State. **1985-86:** Graduate assistant, Michigan. **1987-91:** Assistant coach (AC), Central Michigan. **1992-93:** AC, New York Jets. **1994-2002:** AC, Bengals. **2003-present:** Assistant head coach/offensive line coach, Bengals.

LIGHTING UP THE SCOREBOARD

In Games 12-15 of the 1997 season, the Bengals became the first Cincinnati team to score 30 or more points in four straight games.

Cincinnati scored 31 vs. Jacksonville on Nov. 23, posted 42 at Philadelphia on Nov. 30, scored 41 vs. Tennessee on Dec. 4, and notched 31 vs. Dallas on Dec. 14.

BOB BRATKOWSKI — Offensive Coordinator



Bob Bratkowski is in his fourth season as Bengals offensive coordinator, coming off a 2003 campaign in which the team ranked 13th in NFL scoring (21.6 avg.) while displaying a balance that bodes well for the future.

The Bengals ranked 13th among the 32 teams in rushing at 124.2 yards per game, despite having three-time Pro Bowl HB Corey Dillon limited by injuries for most of the season. Though Dillon managed only 541 yards, less than half the total of any of his six previous seasons, Bratkowski had groomed an excellent replacement in third-year pro Rudi Johnson, who became the first rusher in team history with three games of 150-plus yards in a season.

In passing yards, the Bengals ranked 12th (208.9), as seventh-year QB Jon Kitna had the finest season of his career, posting personal highs in completions, yards, TD passes, completion percentage, and passer rating. WR Chad Johnson set a team record with 1355 receiving yards and went to the Pro Bowl along with OT Willie Anderson.

The balance helped the Bengals finish fourth in the NFL in third-down conversions at 44.7%, the team's best mark since 1989.

"If you can stay balanced, then you are truly capable of taking advantage of situations," Bratkowski says. "If they want to stop the run, you're able to throw it. If they want to stop the pass, you're able to run it. You would hope you can do them well enough that you can call on either one to win a game for you."

Bratkowski (pronounced "brat-COW-skee") has been an NFL coach since 1992, and was coordinator of the University of Miami's NCAA champion offenses in '89 and '91. He left the Pittsburgh Steelers, where he spent the 1999 and 2000 seasons as wide receivers coach, to join the Bengals in '01. He closed a seven-year stint with the Seattle Seahawks in 1998 with the departure of head coach Dennis Erickson. Bratkowski was coordinator for the NFL's top passing offense at Seattle in 1997, and he had previously served as Erickson's offensive coordinator at three major college programs — Wyoming (1986), Washington State ('87-88) and Miami, Fla. ('89-91).

Bratkowski's first Bengals campaign, in 2001, had its share of season-long offensive accomplishments. The

Bengals allowed only 28 sacks, the fourth-best performance in club history, despite attempting a team-record 602 passes. The offense showed significant improvement over its 2000 season performance in a number of categories, including points (226-185), first downs (294-254), total yards (4800-4260), passing yards (3088-1946), third-down conversion percentage (38.3-33.9) and possession time (29:16-27:13).

In 2002, the offense started slowly but was revived when Kitna took command of the starting QB job in Game 5. Had Cincinnati's averages for the last 12 games been the team averages for the full season, the Bengals would have ranked 8th in the NFL in net offense (357.3) and 7th in net passing (240.1).

In 1999, his first season with Pittsburgh, Bratkowski was instrumental in the development of rookie wide receiver and No. 1 draft pick Troy Edwards, who tied for the team lead with 61 receptions. He also helped in the emergence of second-year receiver Hines Ward, who tied Edwards with 61 catches.

In 1997, Bratkowski's Seattle offense posted an NFL-leading average of 247.4 passing yards per game and ranked third in the NFL in total offense. Seattle also established club season records in '97 for most yards passing (4187) and completions (359). The Seahawks were second in the NFL in first downs (331).

Prior to his Seattle appointment in 1992, Bratkowski spent 14 years as a college coach, including his three college stops with Erickson.

As a college player, Bratkowski was a three-year letterman as a wide receiver at Washington State. His father, Zeke, played quarterback for 14 seasons in the NFL (with the Bears, Rams and Packers).

Bratkowski was born Dec. 22, 1955, in San Angelo, Texas. Bob and his wife, Rebecca, have two children — son Shane and daughter Courtney.

PLAYING AND COACHING HISTORY — 1975-77: Played wide receiver at Washington State. **1978-80:** Assistant coach (AC), Missouri. **1981-85:** Offensive coordinator, Weber State. **1986:** Offensive coordinator, Wyoming. **1987-88:** Offensive coordinator, Washington State. **1989-91:** Offensive coordinator, Miami (Fla.). **1992-94:** AC, Seattle Seahawks. **1995-98:** Offensive coordinator, Seattle Seahawks. **1999-2000:** AC, Pittsburgh Steelers. **2001-present:** Offensive coordinator, Bengals.

BENGALS 2003 NFL RANKINGS

SCORING (AVG. POINTS):

Points scored	13th (21.6)
Points allowed	28th (24.0)

NET OFFENSE (AVG. YARDS):

Total	13th (333.1)
Rushing	13th (124.2)
Passing	12th (208.9)

NET DEFENSE (AVG. YARDS):

Total	28th (351.3)
Rushing	T-25th (138.6)
Passing	24th (212.6)

TURNOVERS:

Differential	T-10th (plus-2)
--------------------	-----------------

LESLIE FRAZIER — Defensive Coordinator



Leslie Frazier is in Year Two of his plan to build the Bengals defense into a playoff-quality unit. His 2003 debut season as defensive coordinator showed the defense to have areas in need of further personnel help, but the defense still played its role as the Bengals were the NFL's most improved team. Cincinnati rose six games in the standings, finishing 8-8 following a 2-14 campaign in 2002.

"Our players played with the right attitude and with an aggressive tempo," Frazier says, "and we ended up making some big plays in key situations. Those are the things we want to build on. We saw flashes of a defense playing with a great deal of confidence and success. This year we'll have more familiarity with one another, and we'll put some things together a little differently to become more consistent."

The defense keyed the 2003 team's rise from an 0-3 start to playoff contention. When the Bengals broke into the win column by a 21-14 score in Game 4 at Cleveland, the Browns were held scoreless in the second half. In back-to-back October wins over division leaders Baltimore and Seattle, Bengals takeaways made the difference. The Bengals had 5 takeaways in the Seattle game alone, and OLB Brian Simmons was named AFC Defensive Player of the Week.

Frazier began the rebuilding of the defense by playing instrumental roles in the 2003 free agent signings of DE Duane Clemons, LB Kevin Hardy, CB Tory James and DT John Thornton. Clemons and Thornton tied for the team lead in sacks (6 each), James led in interceptions (4) and passes defended (18), and Hardy led in tackles (124).

Areas targeted for improvement in 2004 include middle linebacker, where needed speed was acquired with the signing of free agent Nate Webster of Tampa Bay, and the defensive secondary, where S Kim Herring was acquired in free agency, cornerback Deltha O'Neal was obtained in a trade with Denver, and the draft produced a pair of second-round prospects in CB Keiwan Ratliff and FS Madiou Williams.

Before being chosen to head Marvin Lewis' first Cincinnati defensive staff, Frazier coached some of the NFL's most successful defensive backs while serving as the Philadelphia Eagles' secondary coach from 1999-2002.

Three of Frazier's Philadelphia players — CB Troy

Vincent, CB Bobby Taylor and FS Brian Dawkins — played in the Pro Bowl following the 2002 season. Vincent was in the Pro Bowl for the fourth consecutive season.

Following a playing career during which he won a Super Bowl title with the Chicago Bears, Frazier began his coaching career with a nine-year stint (1988-96) at Trinity (IL) College, which is now known as Trinity International University.

He was the first head coach at the school, building the program and quickly developing the NAIA institution into two-time champions of the Northern Illinois Intercollegiate Conference. The small school developed a number of high-quality players, including WR Karl Hankton of the Carolina Panthers.

Frazier's impact on the program was duly recognized, as the school named its football field after him in 1997, when he departed to become defensive secondary coach at the University of Illinois.

After two years with the Illini, he entered the NFL in 1999, the first season for current Eagles head coach Andy Reid.

Frazier played in the NFL as a cornerback with the Bears from 1981-86. In 1985, he was a starter on a Super Bowl champion Bears defensive unit that some consider the best of all time. Frazier led the Bears in interceptions in each of his last three seasons and finished with 20 INTs in 65 career games. He had 2 INT returns for touchdowns.

His career was ended prematurely by a major knee injury (torn anterior cruciate ligament) that he suffered in the second quarter of the Super Bowl, while running with the ball on a fake punt play.

A native of Columbus, Miss., Frazier played college football in his home state at Alcorn State. He earned small-college All-America honors in both 1979 and '80 as a cornerback, and he also was a standout baseball player, serving as a team captain while playing first base and the outfield.

Born on April 3, 1959, Frazier attended S.D. Lee High School in Columbus and earned a degree from Alcorn State in business administration.

Frazier and his wife, Gale, have three children — sons Kieron (age 19) and Corey (13), and daughter Chantel (16).

PLAYING AND COACHING HISTORY — 1977-80: Played cornerback at Alcorn State. **1981-86:** Cornerback, Chicago Bears. **1988-96:** Head coach, Trinity (IL) College. **1997-98:** Assistant coach (AC), Illinois. **1999-2002:** AC, Philadelphia Eagles. **2003-present:** Defensive coordinator, Bengals.

A NO-WIN SITUATION

The Bengals' Nov. 9, 1969 game at the Astrodome in Houston is unique in club history. It's the only game nobody won.

Cincinnati played its only regular-season tie that afternoon, catching the Oilers at 31-31 on K Horst Muhlmann's 18-yard field goal with 0:22 left in the fourth quarter. Regular-season overtime was not in the rule book at that time.

JIM ANDERSON — Running Backs



Jim Anderson has coached a long line of Bengals running backs to outstanding performances. Two new names were added to his list last season, and another promising pupil has arrived for 2004.

Last year's additions were third-year HB Rudi Johnson and rookie FB Jeremi Johnson (not related). Rudi Johnson responded with an outstanding season when No. 1 HB Corey Dillon was slowed by injuries, and rookie Jeremi Johnson stepped impressively into the role of No. 1 FB.

The new kid for 2004 is Chris Perry, the outstanding Michigan runner who went to the Bengals in the first round of the NFL Draft.

Rudi Johnson had been groomed under Anderson since his third-round drafting by the Bengals in 2000. He had only 67 total rushing yards entering last season, but gained 957 last year and became the first rusher in team history with three games of 150-plus yards in a season.

Jeremi Johnson played every game with 13 starts. His lead blocking helped Rudi Johnson and Dillon become the first Bengals rushing tandem with 500 or more yards each since Harold Green and Derrick Fenner in 1992. Jeremi Johnson scored 2 TDs while totaling 123 yards from scrimmage himself.

In 2002, fullback Lorenzo Neal — in only his second Cincinnati season — became the fourth Bengal under Anderson to be voted to the Pro Bowl. It was the first Pro Bowl nod in Neal's 10-year NFL career.

Other Anderson pupils to reach the Pro Bowl have been James Brooks (four times), Dillon (three times) and Green (once).

Anderson began his Bengals work in the mid-1980s with Brooks, who went on to reign for 11 years as the leading rusher in Bengals history. In recent years, Anderson guided Dillon beyond Brooks' totals to a near-complete command of the team's rushing record book. Dillon last season became the first Bengal and the 28th NFL player to top 8000 career rushing yards (8061), and also last season, Dillon passed Brooks into the Bengals' No. 1 spot in all-time yards from scrimmage, finishing at 9543.

Dillon entered the NFL as something of a question mark after playing only one season of major college football. But under Anderson, Dillon became only the fourth player in NFL history to top the 1000-yard rushing mark in each of his first six seasons.

Anderson also is the position coach behind the second-greatest rushing game in NFL history, Dillon's 278-yard effort on Oct. 22, 2000 vs. Denver.

Anderson's coaching excellence was recognized following the 2001 season when he made the list of candidates interviewed for the Stanford University head coaching job. Anderson was on the Stanford coaching staff from 1980-83.

Anderson is the all-time dean of Bengals position coaches in years of service (21), and among current NFL position coaches, only Pittsburgh's Dick Hoak has more years of consecutive service (33) with his team.

Anderson has shown the ability to effectively handle all types of running backs. Johnson and Dillon are bruisers, Brooks was a tough and quick smaller back, and Green was a long strider with a combination of speed and power. Anderson also coached Ickey Woods, who was a league-wide sensation as a rookie in 1988, but had his career derailed by a 1989 knee injury. And in 1996, Anderson effectively worked Garrison Hearst into the Bengals offense after the team's acquisition of Hearst in late August.

In six of the nine seasons from 1986-94, Anderson's backs led the Bengals to finishes among the NFL's Top 10 teams in rushing yardage. In 1997, the running backs scored 20 of Cincinnati's NFL-leading 23 rushing TDs.

Anderson's troops won NFL rushing titles in 1988 and '89, and won the AFC rushing crown in '86. From 1986-90, the Bengals finished 2-4-1-1-5 in league rushing.

Anderson was born March 27, 1948, in Harrisburg, Pa. He graduated from Cal Western with a degree in physical education, and has a lifetime teaching certificate in California. Jim and his wife, Marcia, have a son, Derek, 29.

PLAYING AND COACHING HISTORY — 1967-

69: Linebacker-def. end at Cal-Western (U.S. International). **1970-71:** Assistant coach (AC), Cal Western. **1973:** AC, Scottsdale (Ariz.) Community College. **1974-75:** AC, Nevada-Las Vegas. **1976-79:** AC, Southern Methodist. **1980-83:** AC, Stanford. **1984-present:** AC, Bengals.

A 100-YARD PAIR

With **Rudi Johnson** getting four 100-yard rushing games and **Corey Dillon** getting one in 2003, the Bengals boasted two 100-yard rushers in the same campaign for the first time since 1997. **Ki-Jana Carter** had one 100-yard game in '97 and Dillon had four. The last time it happened before 1997 was '91, when **Harold Green** broke the century mark three times and **James Brooks** did it twice.

The Bengals had three 100-yard rushers in a season once, in 1970. But one of the players was a QB, and each of the three players did it only once. RBs **Paul Robinson** and **Jess Phillips** joined QB **Virgil Carter** in posting one 100-yard game each.

The most total 100-yard rushing games in a Bengals season is seven, during the 12-4 season of 1988. **Ickey Woods** had five in '88, and **James Brooks** had two.

CHUCK BRESNAHAN — Assistant Coach



Chuck Bresnahan, defensive coordinator from 2000-03 for the Oakland Raiders, joined the Bengals on May 7 of this year as an assistant coach.

"Chuck is a great addition to our staff," said Bengals head coach Marvin Lewis. "We'll utilize his talents in a lot of different areas. He'll not only assist our defensive coaches, he'll also help the offensive coaches in the breakdown and analysis of the opponent's defense."

Bresnahan has been an NFL coach since 1994. He was with Cleveland and Indianapolis before spending 1998-2003 with Oakland. He was defensive backs coach for his first two Raiders seasons before taking over as defensive coordinator in 2000.

The Raiders won the AFC West Championship in each of Bresnahan's first three seasons at coordinator. His 2002 defense helped carry the Raiders to an AFC Championship and Super Bowl berth vs. Tampa Bay. The '02 Raiders ranked second in the AFC in fewest points allowed (304) and third in the NFL against the run (90.8 yards allowed per game).

In 2000, Bresnahan and Bengals head coach Marvin Lewis were opposing defensive coordinators in the AFC Championship Game, in which Lewis' Baltimore Ravens defeated Oakland.

Bresnahan got his NFL start coaching linebackers at

Cleveland in 1994-95, and he also was linebackers coach during two seasons (1996-97) with the Indianapolis Colts.

He played linebacker at Navy from 1979-82, and from 1983-86, he was a commissioned officer in the Navy at the Adak (Alaska) Naval Air Station, where he was a supply and nuclear weapons safety officer.

Prior to his 1983 assignment to military duty, Bresnahan got his start in coaching as a graduate assistant at Navy. He completed his military duty in time to return to Navy for the 1986 football season as wide receivers and tight ends coach.

From 1987-91, he was an assistant at Georgia Tech, handling tight ends in his first season and then switching to inside linebackers. He was LBs coach for the 1990 Georgia Tech team that won national championship honors with an 11-0-1 record.

In his last two college seasons (1992-93), he was defensive coordinator and linebackers coach at the University of Maine.

Bresnahan was born Sept. 8, 1960. His hometown is Springfield, Mass. He and his wife, Erin, have four daughters — Megan, Caitlin, Caroline and Danielle.

PLAYING AND COACHING HISTORY — 1979-82: Played LB at U.S. Naval Academy. **1983:** Graduate assistant coach, Navy. **1986:** Assistant coach (AC), Navy. **1987-91:** AC, Georgia Tech. **1992-93:** Defensive coordinator/LBs coach, Maine. **1994-95:** AC, Cleveland Browns. **1996-97:** AC, Indianapolis Colts. **1998-99:** AC, Oakland Raiders. **2000-03:** Defensive coordinator, Oakland Raiders. **2004:** Joins Bengals as assistant coach.

SIGISMONDO CIOFFI — Assistant Defensive Backs



Sigismondo "Louie" Cioffi is in his eighth season on the Bengals coaching staff, and for the second straight year he fills the position of assistant defensive backs coach. He teams with defensive backs coach Kevin Coyle to handle the largest position group on the team — the

cornerbacks and safeties. Cioffi was defensive staff assistant for his first six Bengals seasons.

In addition to handling much of the preparation work for the entire defense on the upcoming week's opponent, Cioffi works most often with the safeties on the practice field.

"When we break down into smaller groups for more individual attention, I'll usually take the corners and Louie takes the safeties," Coyle said. "He did an outstanding job with that group last season."

Coyle and Cioffi weathered an injury-plagued season to the cornerbacks in 2003, as starter Jeff Burris and No. 3 CB Artrell Hawkins both missed playing time. But free agent CB Tory James was worked smoothly into the

lineup, leading the team in interceptions (4) and passes defended (18), and the coaches also got a fine year from SS Rogers Beckett, who played every game with nine starts after being picked up on waivers. Beckett ranked fourth on the team in tackles (87), led the DBs in sacks (3) and tied for second on the team in interceptions (2).

Cioffi will work with some new faces this season. Safety Kim Herring signed as a free agent, cornerback Deltha O'Neal was obtained in a trade with Denver, and the draft produced a pair of second-round prospects in CB Keiwan Ratliff and FS Madiou Williams.

Cioffi got an early start in NFL coaching. He took on the job of Bengals defensive staff assistant in 1997 at age 23, and during the first three seasons of his Cincinnati career, he was the youngest full-time assistant coach in the NFL.

Cioffi's association with the NFL dates back to 1993, when he was a 20-year-old coaching assistant to Bruce Coslet's staff on the N.Y. Jets. His responsibilities then included assembling play books and running video printers on game days. Cioffi also worked with the Jets in 1994 in a similar role.

Cioffi was wide receivers coach at C.W. Post University in Brookville, N.Y. in 1995 and '96. The 1996 team posted a 7-3 record en route to the ECAC Division II cham-

ponship. In addition to his on-field responsibilities at C.W. Post, Cioffi prepared computer game analyses and scouting reports. He did all the computer work at Post for the offense and defense.

Bruce Coslet's first full year as Bengals head coach was 1997, and he brought Cioffi to Cincinnati in a Bengals staff reorganization. Cioffi was charged with supervising the weekly distribution of information on how to attack the upcoming opponent's offense, and he also worked on the field, assisting in the coaching of defen-

sive backs. Cioffi later worked under Bengals head coach Dick LeBeau, and was involved in coaching linebackers while continuing with his game preparation responsibilities.

Cioffi was born Sept. 21, 1973, in Queens, N.Y. His wife's name is Cindy. They have a daughter, Cecilia Elle.

COACHING HISTORY — 1993-94: Coaching assistant, New York Jets. **1995-96:** Assistant coach (AC), C.W. Post. **1997-present:** AC, Bengals.

KEVIN COYLE — Defensive Backs



Kevin Coyle returns for his fourth season on the Bengals coaching staff in 2004. He is in his second year as defensive backs coach, after serving as cornerbacks coach in 2001 and '02.

Bengals DBs snagged 12 of the team's 14 interceptions last season, the

highest total by the secondary since the 1997 club had 12. That contribution helped the team finish plus-2 on the season in turnover differential, Cincinnati's first finish on the plus side of that key statistic since '97.

The coaching staff weathered an injury-plagued season to the cornerbacks in 2003, as starter Jeff Burris and No. 3 CB Artrell Hawkins both missed playing time. But free agent CB Tory James was worked smoothly into the lineup, leading the team in interceptions (4) and passes defended (18), and the coaches also got a fine year from SS Rogers Beckett, who played every game with nine starts after being picked up on waivers. Beckett ranked fourth on the team in tackles (87), led the DBs in sacks (3) and tied for second on the team in interceptions (2).

Coyle will work with some new faces this season. Safety Kim Herring signed as a free agent, cornerback Deltha O'Neal was obtained in a trade with Denver, and the draft produced a pair of second-round prospects in CB Keiwan Ratliff from Florida and FS Madiou Williams from Maryland.

As cornerbacks coach in 2002, Coyle led a group that contributed to Cincinnati allowing only 203.9 passing yards per game, ranked 13th among the 32 NFL teams. In 2001, Coyle's first Cincinnati season, the corners snagged 7 of Cincinnati's 13 interceptions, and the Bengals' passing yardage defense improved from a No. 23 ranking to No. 12.

This is Coyle's 28th year in coaching. In his last 10 seasons before joining the Bengals, he was defensive coordinator and secondary coach at three Division I college programs — Syracuse, Maryland and Fresno State.

At Fresno State (1997-2000), Coyle's defenses produced three first team All-Western Athletic Conference players in both 1999 and 2000, best in the league both

years. In 1998, the FSU defense set a school-record low with only 23 touchdowns allowed. The Bulldogs were one of 16 teams in the country to give up 9 or fewer touchdown passes, and they allowed only 16.7 points per game, down from 24.0 in 1997. FSU gave up only 19 points in the first quarter all season.

At Maryland (1994-96), Coyle oversaw a dramatic improvement in the Terrapins' defense, steadily guiding a program that had struggled prior to his arrival to a final total defense ranking of No. 29 nationally in 1996.

At Syracuse (1991-93), Coyle's defense led the nation in interceptions (24) in '92 and set a school record for fewest rushing yards allowed (1007) in an 11-game season.

Coyle was at Holy Cross from 1982 through '90, first serving as outside linebackers coach before being promoted to defensive coordinator in '86. During his five years as coordinator, Holy Cross was the winningest (49-5-1) Division I-AA team in the nation, with the Crusader defense ranked in the top 10 nationally in scoring defense four times. Coyle coached five All-Americans at Holy Cross.

Coyle also has a prior Cincinnati connection, having served as a graduate assistant coach at the University of Cincinnati in 1978-79.

Entering the 2004 season, there are six players in the NFL from Coyle's Fresno State defenses, including three safeties — Cory Hall of Atlanta, Vernon Fox of San Diego and Cameron Worrell of Chicago.

At Maryland, Coyle coached future NFL cornerbacks Chad Scott (Pittsburgh) and Lewis Sanders (Jacksonville). At Syracuse, he coached Jacksonville safety Donovan Darius.

Coyle was born Jan. 14, 1956, in Staten Island, N.Y. He and his wife, Louise, have a daughter, Jenlain, 11.

PLAYING AND COACHING HISTORY — 1974-75: Played DB at Massachusetts. **1978-79:** Graduate assistant, Univ. of Cincinnati. **1980:** Coaching assistant, Arkansas. **1981:** Defensive coordinator, U.S. Merchant Marine Academy. **1982-85:** Assistant coach (AC), Holy Cross. **1986-90:** Defensive coordinator, Holy Cross. **1991-93:** Defensive coordinator, Syracuse. **1994-96:** Defensive coordinator, Maryland. **1997-2000:** Defensive coordinator, Fresno State. **2001-present:** AC, Bengals.

JAY HAYES — Defensive Line



Jay Hayes, a 16-year veteran of major college and NFL coaching, is in his second season as Bengals defensive line coach.

In his Bengals debut last season, Hayes helped recruit DE Duane Clemons and DT John Thornton as veteran free agent signees, and those two players were

immediately productive, tying for the team sacks lead with 6 each. Thornton's total was a career high. Overall, the Bengals defensive line had 20.5 of the team's 30 sacks.

Also last season, Hayes continued the development of DE Justin Smith, Cincinnati's No. 1 choice in the 2002 NFL Draft. Smith led the line with 91 tackles, ranking third on the team, and he also was third in sacks with 5.

Hayes came to the Bengals from the Minnesota Vikings, where he was special teams coach in 2002. The Vikings tied for fifth in the NFL in punt coverage, allowing only 6.2 yards per return with no returns of 25 yards or more.

Hayes was special teams coach for the Pittsburgh Steelers from 1999-2001. Under his direction, Steelers kicker Kris Brown tied for second in the AFC with 124 points in 2001, while Troy Edwards ranked fifth in the conference in kickoff returns with a 23.1-yard average.

In 2000, Steelers rookie Hank Poteat ranked sixth in the NFL with a 13.0 average on punt returns and scored on a 53-yard punt return TD. In 1999, Steelers kicker Brown was a rookie, and he ranked second in the AFC in field goal accuracy (86.2%) and was twice named AFC Special Teams Player of the Week. Brown set an NFL record in 1999 for most consecutive field goals made to start a career (13).

Before starting his NFL coaching career with the

Steelers, Hayes coached 11 years in the college ranks, splitting his time between Notre Dame, California and Wisconsin.

He began his coaching career in 1988 as a graduate assistant at Notre Dame, and for the next three seasons, he coached outside linebackers and special teams for the Irish. He moved to California as outside linebackers coach in 1992, and he also held that job in '93 before adding special teams responsibilities in '94.

Hayes' last college assignment before entering the NFL was from 1995-98 at Wisconsin, where he was outside linebackers and special teams coach. Hayes' Badgers were consistently among the top special teams units in the Big Ten. During his tenure, the Badgers recorded two of the longest plays in school history, an NCAA-record 60-yard field goal and a 100-yard kickoff return.

Hayes played defensive end at the University of Idaho and earned all-conference honors in 1980 and '81. He spent some time in NFL camps before moving on to play for the USFL Michigan Panthers in 1984 and for the Memphis Showboats in '85.

Hayes' younger brother, Jonathan, is Bengals tight ends coach.

Hayes was born March 3, 1960 in Pittsburgh, and attended South Fayette High School. He and his wife, Suzanne, have two sons, Jesse and Miles, and a daughter, Jarzmin.

PLAYING AND COACHING HISTORY — 1978-

81: Played defensive end at Univ. of Idaho. **1984:** Defensive end, Michigan Panthers (USFL). **1985:** Defensive end, Memphis Showboats (USFL). **1988-91:** Assistant coach (AC), Notre Dame. **1992-94:** AC, California. **1995-98:** AC, Wisconsin. **1999-2001:** AC, Pittsburgh Steelers. **2002:** AC, Minnesota Vikings. **2003-present:** AC, Bengals.

JONATHAN HAYES — Tight Ends



Jonathan Hayes, an NFL tight end for 12 seasons, returns for his second Bengals season in 2004. Last season, in his first year coaching in the pros, he directed a group that posted the Bengals' best tight end receiving numbers since 1995.

Second-year TE Matt Schobel ranked third on the Bengals in receiving yards (332) and was fourth in catches (24). TE Tony Stewart had 21 catches for 212 yards, and stout-blocking TE Reggie Kelly, the starter when healthy, had 13 catches for 81 yards despite missing four games due to injury.

Their combined total of 58 catches for 625 yards was the team's most from its tight ends since the 1995 group hit 62 catches and 809 yards.

Schobel had 2 TDs last season, including a dramatic

game-winner with 0:13 to play at Pittsburgh, lifting Cincinnati from a 20-17 deficit to a 24-20 victory. Kelly had one score, and it broke a 14-14 tie to provide the winning points in a 21-14 win at Cleveland.

Schobel's 97 receiving yards vs. Denver were the most by a Bengals TE since 1995, and his 45-yard TD catch Oct. 19 vs. Baltimore was the longest reception by a Cincinnati TE since 1994.

Hayes made his NFL coaching debut last season after four years on the coaching staff at the University of Oklahoma.

Hayes was tight ends coach and special teams coordinator at Oklahoma, helping the Sooners to a four-year record of 44-9, including a 13-0 mark in 2000 which featured an Orange Bowl win over Florida State for the NCAA championship.

Oklahoma was 37-4 over Hayes' last three seasons. Under Hayes' tutelage, tight end Trent Smith finished his Oklahoma career in 2002 as the school's No. 2 all-time receiver, with 148 catches. Also in 2002, Sooners

special teams blocked 7 kicks (3 FGs, 4 punts), and punt returner Antonio Perkins returned 3 punts for touchdowns. Hayes' kick coverage teams were also outstanding in '02, allowing only 6.6 yards per punt return and 17.8 yards per kickoff return.

In 2001, tight end Smith set an OU school season record with 61 receptions, and he also set school marks with 11 catches and 4 TD grabs at Kansas. OU special teams scored 3 touchdowns in '01 — on a kickoff return, a fake punt and a fake field goal.

During the Sooners' 2000 national championship season, J.T. Thatcher returned 2 punts for TDs and earned first-team All-America honors.

Hayes began his NFL playing career in 1985 as a second-round draft pick out of Iowa with the Kansas City Chiefs. He played for the Chiefs through 1993, serving as a team captain, and closed his NFL career with three seasons in Pittsburgh (1994-96). He had 153 career receptions for 1718 yards with 13 TDs. He had career highs in receptions (24) and yards (331) with Kansas City in 1993.

Hayes played in 184 NFL games with 122 starts, and he played all 16 games in each of his final six seasons.

He played in three AFC Championship games, in 1993 with Kansas City and in '94 and '95 with Pittsburgh. In the 1995 season, he played in Super Bowl XXX for Pittsburgh vs. Dallas.

At the University of Iowa, Hayes switched to tight end as a junior after spending his first two seasons at linebacker. He earned first-team All-America honors as a senior and was a team captain. He finished his college career with 50 receptions for 602 yards and 5 TDs. In 1986, he completed work at Iowa on a degree in general studies.

Hayes' older brother, Jay, is Bengals defensive line coach.

Hayes was born Aug. 11, 1962 in South Fayette, Pa. He attended South Fayette High School. He and his wife, Kristi, have a son, Jaxson, and a daughter, Jillian.

PLAYING AND COACHING HISTORY —

1981-84: Played linebacker and tight end at Iowa. **1985-93:** NFL tight end, Kansas City Chiefs. **1994-96:** NFL tight end, Pittsburgh Steelers. **1999-2002:** Assistant coach (AC), Univ. of Oklahoma. **2003-present:** AC, Bengals.

RICKY HUNLEY — Linebackers



Ricky Hunley is in his second season as Bengals linebackers coach. A former All-American college linebacker and a starting linebacker in two Super Bowls, Hunley is a trusted associate of Bengals head coach Marvin Lewis.

The Lewis-Hunley association dates from the early 1990s, when Hunley, a college coach at the time, did a stint with the Pittsburgh Steelers in the NFL's minority intern coaching program. Lewis was on the Steelers staff from 1992-95.

Hunley was defensive line coach for the Washington Redskins in 2002, with Lewis serving as his defensive coordinator. Lewis and Hunley helped lead the Redskins to a No. 5 NFL ranking in fewest yards allowed, and Hunley helped put together a pass rush that ranked tied for ninth in the league with 40 sacks.

"I felt during our Pittsburgh days that Ricky had an outstanding future in coaching," Lewis said. "We managed to get back together in Washington, and I was very glad to have him make the move to Cincinnati with me."

Hunley oversaw a revamping of the Bengals' linebacker corps last season, as veteran Brian Simmons moved from middle linebacker to an outside position while free agent signee Kevin Hardy took over in the middle. Both players were productive in their new roles, as Hardy led the team in total tackles (124) while Simmons led in solo tackles (78) and was the only player with an entry in every category on the defensive stat sheet.

This season, Hunley will supervise another shift, as speedy free agent signee Nate Webster takes over in the middle while Hardy moves back to the outside LB position at which he formerly earned Pro Bowl honors for the

Jacksonville Jaguars.

Hunley's coaching talent was recognized last season when the University of Arizona, his alma mater, had him on the interview list for its head coach position.

With the Bengals, Hunley has "returned" to the team that drafted him as a player in 1984. A two-time consensus All-American linebacker at Arizona, Hunley was Cincinnati's first pick in the '84 draft. But he never signed with the Bengals, and when contract negotiations remained stalled into September, the team traded his rights to Denver.

Hunley's playing career at Arizona earned him induction into the College Football Hall of Fame in 1997. He led Arizona in tackles for three consecutive seasons and was named Pac-10 Co-Player of the Year in 1983.

Hunley played in the NFL for seven seasons. He was with Denver from 1984-87, and was a starter at right inside linebacker for the Broncos in Super Bowls XXI and XXII. He played for the Phoenix Cardinals in 1988, and closed his career with two seasons (1989-90) with the Los Angeles Raiders.

He got his start in coaching as a graduate assistant at Southern California (1992-93), after which he spent seven seasons at the University of Missouri. He was Missouri's defensive line coach from 1994-97, and he was promoted to assistant head coach/linebackers coach for the '98 through 2000 campaigns. In 2001, he joined head coach Steve Spurrier's staff at the University of Florida, overseeing the defensive line and coaching Lombardi Award Finalist Alex Brown. He made the move with Spurrier in 2002 when Spurrier became head coach of the Redskins.

Hunley was born Nov. 11, 1961 in Petersburg, Va. He earned a bachelor's degree in business administration from Arizona in 1987. In 1990, he was voted Executive Vice-President of the NFL Players Association, a position he held for two years. He has also served on

the Board of Directors for the Black Coaches Association and on the Minority Issues Committee of the American Football Coaches Association, and he has represented the Big 12 and the SEC on the AFCA's Assistant Coach Committee.

Ricky and his wife, Camille, have two daughters, Alexis and Kenady.

PLAYING AND COACHING HISTORY —

HUE JACKSON — Wide Receivers



Hue Jackson, offensive coordinator for the Washington Redskins last season, joins the Bengals for 2004 as wide receivers coach.

"I'm excited to be able to add a coach of Hue's energy and talent to our staff," said Bengals head coach Marvin Lewis. "He

has been a coordinator at both the college and pro levels, and I became well acquainted with the way he works when we were at Washington together (in 2002). He has a knowledge of all aspects of the offensive game."

Jackson (first name pronounced "Hugh") joined the Redskins in 2001 as running backs coach, under head coach Marty Schottenheimer. He continued in that role in 2002 under head coach Steve Spurrier, and was promoted under Spurrier to offensive coordinator for '03. Spurrier resigned after the 2003 season.

Lewis and Jackson were colleagues on Washington's staff in 2002, when Lewis was Redskins assistant head coach/defensive coordinator. Current Bengals LBs coach Ricky Hunley also was on that Washington staff.

Jackson helped guide Redskins RB Stephen Davis to a career-high 1432 yards in 2001, and Davis was on pace for another 1000-yard season in '02 before a shoulder injury prematurely ended his year.

After Davis' 2002 injury, Jackson had a ready replacement on hand in RB Kenny Watson, who has since become a Bengal. Originally signed by the Redskins in 2001 as a college free agent, Watson was ready as a second-year player in 2002 to post a pair of 100-yard rushing games en route to a 534-yard season, and he also had 32 pass receptions for 253 yards.

Jackson spent 14 years as a college coach before joining the Redskins. His last college post was as offen-

1980-83: Played linebacker at Univ. of Arizona. **1984-87:** Linebacker, Denver Broncos. **1988:** Linebacker, Phoenix Cardinals. **1989-90:** Linebacker, Los Angeles Raiders. **1992-93:** Graduate assistant, Univ. of Southern California. **1994-97:** Assistant coach (AC), Univ. of Missouri. **1998-2000:** Assistant head coach/linebackers coach, Univ. of Missouri. **2001:** AC, Florida. **2002:** AC, Washington Redskins. **2003-present:** AC, Bengals.

sive coordinator for the University of Southern California from 1997-2000.

Jackson's duties in his last three years at USC included the recruiting and early development of Bengals QB Carson Palmer, No. 1 overall pick in the 2003 NFL Draft. Palmer came to USC in 1998 and was at the school for five seasons, including a '99 campaign in which he was granted a redshirt year after suffering a season-ending collarbone fracture in the third game.

Jackson began his coaching career in 1987 at his alma mater, the University of the Pacific. After three years there, he moved on to Cal State-Fullerton (1990-91), Arizona State ('92-95) and California ('96). At Cal, he was offensive coordinator and led the Golden Bears to an Aloha Bowl berth.

He picked up his first year's experience in the pro ranks in the spring of 1991, coaching running backs, wide receivers and special teams for the London Monarchs of the World League. He also had three NFL summer internships, working with the Los Angeles Rams in 1990, the Arizona Cardinals in '92 and the Redskins in '95.

Born Oct. 22, 1965, Jackson played quarterback at Pacific in 1985-86, throwing for 2544 yards and 19 TDs in his career. He also lettered in basketball in 1986.

Hue and his wife, Michelle, have two daughters, Jordyn and Baylee.

PLAYING AND COACHING HISTORY — 1985-86: Played quarterback at Univ. of the Pacific. **1987-89:** Assistant coach (AC), Univ. of the Pacific. **1990-91:** AC, Cal State-Fullerton. **1991:** AC, London Monarchs (World League). **1992-95:** AC, Arizona State. **1996:** Offensive coordinator, California. **1997-2000:** Offensive coordinator, Southern California. **2001-02:** AC, Washington Redskins. **2003:** Offensive coordinator, Washington Redskins. **2004:** Joins Bengals as wide receivers coach.

A SPECIAL EXPLOSION

The Bengals record for most points in a game by the special teams is 31, from a 43-14 victory at Buffalo on Nov. 8, 1970.

CB **Lemar Parrish** scored two special teams touchdowns, one on a 95-yard kickoff return and another on an 83-yard return of a blocked field goal attempt. K **Horst Muhlmann** added 15 points on five field goals, and four PATs by Muhlmann completed the special teams onslaught.

The offense scored only one TD, one a one-yard run by RB **Jess Phillips**. The defense scored a TD on an eight-yard fumble return by DE **Royce Berry**.

CHIP MORTON — Strength & Conditioning



Chip Morton is in his second season as Bengals strength and conditioning coach, following a 2003 campaign in which his program was considered a major factor in the team's marked improvement and rise to playoff contention.

Morton instituted a program that provided a noticeable upgrade in structure and technology, and he also oversaw an extensive redesign of the team's weight room. He started players on a detailed program in March and continued it throughout the season.

"The effect the strength and conditioning program had on our season should not be underestimated," said Bengals head coach Marvin Lewis. "It came from Chip's direction and from the effort and diligence of our players. It's continuing today, tomorrow and everyday."

"You got a sense of it at crucial points in games last year. From an endurance standpoint, you just knew we were going to be OK, and it's important for our guys to have that feeling. We know we can think with a clear head at the end of the game. We won't make a critical error because we are fatigued. We make the positive play because we are in the right spot and we know what we're doing, and we're playing faster than the other side."

Morton was a coaching colleague of Lewis with the

Baltimore Ravens from 1999-2001, serving as Ravens assistant strength and conditioning coach, and he was with Lewis in '02 at Washington, serving as head strength and conditioning coach for the Redskins.

Morton is in his 13th NFL season, having served as strength and conditioning assistant at San Diego from 1992-94 and as head strength and conditioning coach at Carolina from '95-98.

Morton has worked with two Super Bowl teams, the 1994 Chargers and the 2000 Ravens. He started his career in the collegiate ranks, serving as assistant strength coach at Ohio State (1985-86) while completing his master's degree in physical education. He went on to Penn State in 1987 as the first-ever full-time strength and conditioning assistant for the Nittany Lions football team. He also worked with 14 other men's and women's sports during his five years (1987-91) at Penn State.

Morton's hometown is Hamden, Conn. He graduated from the University of North Carolina at Chapel Hill in 1985 with a degree in zoology, and he earned a varsity letter in swimming. Chip and his wife, Stacey, have five children.

COACHING HISTORY — 1985-86: Assistant strength and conditioning (S/C) coach, Ohio State. **1987-91:** Assistant S/C coach, Penn State. **1992-94:** Assistant S/C coach, San Diego Chargers. **1995-98:** Head S/C coach, Carolina Panthers. **1999-2001:** Assistant S/C coach, Baltimore Ravens. **2002:** Head S/C coach, Washington Redskins. **2003-present:** Head S/C coach, Bengals.

RAY OLIVER — Assistant Strength & Conditioning



Cincinnati native Ray Oliver, a 20-year veteran in pro and college sports, joins the Bengals for 2004 as the team's assistant strength and conditioning coach.

Oliver comes to the Bengals after three years as Director of Performance Enhancement for the University of Memphis basketball program. His resume includes experience as a strength and conditioning coach in the NFL (Tampa Bay, 1992) and in the NBA (New Jersey Nets, 1996-97).

"Ray brings a wealth of knowledge to this position, and he's excited to be coming back home," said Chip Morton, Bengals head strength and conditioning coach. "He's going to be a great addition to our program as we continue to develop it."

"I grew up from age seven living and dying with the Bengals every Sunday," Oliver said. "To come back and be a part of this team is something I couldn't be happier about."

Oliver, 42, attended Withrow and Taft high schools in Cincinnati. He played football at Ohio State (defensive back in 1980-81). He transferred to the University

of Cincinnati in 1982, and while sitting out the '82 season under transfer rules, he became interested in strength training under UC head football coach Mike Gottfried. When Gottfried moved to Kansas University in 1983, Oliver decided to end his football playing career and he followed Gottfried to KU as a transfer student and volunteer coach. Oliver earned his bachelor's degree from Kansas in 1986.

Oliver worked in strength and conditioning at the University of Pittsburgh in the mid-1980s, and during that time he also worked a Bengals training camp and several Bengals minicamps as a volunteer assistant to then-strength coach Kim Wood.

Oliver has a long association with University of Memphis basketball coach John Calipari, having worked with Calipari previously at the University of Kansas, the University of Pittsburgh and with the New Jersey Nets. Oliver also worked under coach Rick Pitino at the University of Kentucky from 1989-92.

Oliver spent his 1992 NFL season at Tampa Bay under head coach Sam Wyche, the former Bengals head coach.

Oliver's work with NFL athletes also includes the years 1997-99, when he was involved in programs for 35 NFL players while working for the Synergy company in Columbia, S.C.

Ray and his wife, Winone, have two children.

PLAYING AND COACHING HISTORY — 1980-81: Played defensive back at Ohio State. **1983-84:** Student assistant strength coach, Univ. of Kansas. **1985:** Assistant strength and conditioning (S/C) coach, Univ. of Pittsburgh basketball. **1986-88:** Head basketball strength coach and head football conditioning coach, Univ. of Pitts-

burgh. **1988-91:** Head S/C coach, Univ. of Kentucky basketball. **1992:** Head S/C coach, Tampa Bay Buccaneers. **1993-95:** Head S/C coach, Univ. of South Carolina. **1996-97:** Head S/C coach, New Jersey Nets (NBA). **2001-03:** Director of performance enhancement, Univ. of Memphis basketball. **2004:** Joins Bengals as assistant S/C coach.

DARRIN SIMMONS — Special Teams



Darrin Simmons returns for his second season as Bengals special teams coach in 2004, looking to build on a 2003 performance which showed the special teams to be among the club's most improved facets.

Simmons' return and coverage units provided a major boost in the punting game, as Cincinnati finished 12th in the NFL in punt return average (11.0 yards) and 11th in opponents' punt return average (8.6). In 2002, the Bengals had finished 31st in punt returns and 32nd in punt coverage.

In place-kicking, Simmons faced a challenge when late roster moves presented him with a brand-new kicker just a week before the regular-season opener. But Shayne Graham, a former Simmons pupil with the Carolina Panthers, went on to set a Bengals season record for field-goal accuracy after coming to Cincinnati on waivers from Carolina. Graham made 22-of-25 tries, an 88.0 accuracy percentage, and also was perfect (40-40) on PATs.

The special teams also had one of the season's biggest individual plays, as Peter Warrick's 68-yard TD on a punt return was a big factor in Cincinnati's 24-19 win over a 9-0 Kansas City team on Nov. 16.

The Bengals did not allow a punt return or kickoff return for a touchdown last season, and Cincinnati finished 10th under Simmons in kickoff coverage (20.7 yards per opponent return.)

Simmons began his NFL coaching career in 1998 on the same Baltimore Ravens staff as Bengals head coach Marvin Lewis. Simmons was assistant special teams coach and assistant strength and conditioning coach for

the Ravens in 1998, and he held that same role for the Carolina Panthers from '99-2002.

A former college punter, Simmons played an integral role at Carolina in the continued development of Todd Sauerbrun as one of the NFL's top punters.

Carolina ranked fourth in the NFL in 2002 in net punting average (37.5), and the Panthers' special units led the league in kickoff coverage with only 18.5 yards allowed per return. Only one other NFL team, Jacksonville at 19.5, held opponents to under 20 yards per kickoff return.

Simmons began his coaching career as a graduate assistant at Kansas University in 1996. He moved to the University of Minnesota in 1997 before joining the NFL with the Ravens in '98.

Simmons excelled as a college punter for the Kansas Jayhawks from 1993-95, earning All-Big Eight honors his final year. As a senior, he helped the Jayhawks to a Top 10 national ranking and to an Aloha Bowl victory over UCLA. Also as a Kansas senior, he won CoSIDA/GTE honors as an Academic All-American.

Prior to playing for Kansas, Simmons was a punter and QB for Dodge City (Kan.) Community College. In 1992 at Dodge City, he led the nation's junior colleges in punting and was a first-team JUCO All-American.

Simmons earned a degree in sports management from Kansas in 1996. Born April 9, 1973, in Elkhart, Kan., he graduated from Elkhart High School. He and his wife, Rhonda, have a daughter, Hannah (born 1-11-02).

PLAYING AND COACHING CAREER: 1991-92:

Played quarterback and punter at Dodge City (Kan.) Community College. **1993-95:** Punter, University of Kansas.

1996: Graduate assistant coach, Kansas. **1997:** Assistant coach (AC), University of Minnesota. **1998:** AC, Baltimore Ravens. **1999-2002:** AC, Carolina Panthers.

2003-present: AC, Bengals.

BOB SURACE — Assistant Offensive Line



In his third season on the Bengals coaching staff, Bob Surace takes on the role of assistant offensive line coach. The new title reflects his many hours working on line play with Paul Alexander, the team's assistant head coach and offensive line coach.

Surace was offensive assistant in his first two Bengals seasons, and in addition to his work with the line, he continues to play a key role in the entire offensive staff's game preparation.

Surace's contributions in 2003 helped the Bengals show offensive balance that bodes well for the future. The '03 Bengals ranked 13th among the 32 teams in rushing at 124.2 yards per game, despite having three-time Pro Bowl HB Corey Dillon limited by injuries for most of the season. In passing yards, the Bengals ranked 12th (208.9), as seventh-year QB Jon Kitna had the finest season of his career, posting personal highs in completions, yards, TD passes, completion percentage, and passer rating. WR Chad Johnson set a team record with 1355 receiving yards and went to the Pro Bowl along with OT Willie Anderson.

The Bengals helped the Bengals finish fourth in the NFL in third-down conversions at 44.7%, the team's best mark since 1989.

(continued)

In 2002, Surace's first season with the Bengals, the team had a 3000-yard passer (Jon Kitna), a 1000-yard rusher (Corey Dillon) and a 1000-yard receiver (Chad Johnson), boasting such a trio for the first time since 1989.

Prior to joining the Bengals, Surace was a championship-level head coach in the NCAA Division III ranks. At Western Connecticut State University in 2000-01, his teams posted an 18-3 overall record. In 2001, WCSU advanced to the second round of the NCAA Division III Championships and won the Freedom Football Conference title. In 2000, the Colonials won the Northeast Championship ECAC playoff game. In both of Surace's seasons, the team ranked in the Top 25 nationally in the American Football Coaches Association poll.

Surace (pronounced "suh-RACE") grew up in a coaching family. His father, Tony, was head coach for his high school football and baseball teams in Millville, N.J. Surace went on to earn All-Ivy League honors as a center at Princeton University.

Surace began his coaching career in 1990 as running backs coach at Springfield (Mass.) College, where he also earned a master's degree in sports management in 1992. In the '92 football season, he was Run Game Coordinator at

Maine Maritime Academy. That season, the Mariners had the nation's top Division III running back. In 1993 at Maine Maritime, Surace was part of an ECAC championship team.

In 1994, when the Canadian Football League fielded teams in the U.S., Surace was with the Shreveport Pirates. He was the assistant to head coach and general manager Forrest Gregg, the former Bengals coach who guided Cincinnati to Super Bowl XVI.

After coaching at Rensselaer Polytechnic Institute (Troy, N.Y.) in 1995, Surace went to Western Connecticut State in '96 as offensive coordinator and recruiting coordinator.

Surace was born April 25, 1968 in Harrisburg, Pa. His wife, Lisa, holds a Ph.D. in psychology and was girls varsity soccer coach at Staples High School in Westport, Conn., from 1999-2001.

PLAYING AND COACHING HISTORY — 1987-89: Played center at Princeton. **1990-91:** Assistant coach (AC), Springfield (Mass.) College. **1992-93:** AC, Maine Maritime Academy. **1994:** AC, Shreveport Pirates (CFL). **1995:** AC, Rensselaer Polytechnic Institute. **1996-99:** AC, Western Connecticut State. **2000-01:** Head coach, Western Connecticut State. **2002-present:** AC, Bengals.

KEN ZAMPESE — Quarterbacks



Ken Zampese returns in 2004 for his second season as Bengals quarterbacks coach. Zampese's initial Bengals season saw QB Jon Kitna produce the best of his seven NFL campaigns, and in 2004, Zampese is mentor for Carson Palmer's assumption of the No. 1 QB spot.

Palmer, the No. 1 overall selection in the 2003 NFL Draft, spent all last season under Zampese's tutelage, but did not play as Kitna was the only NFL QB to take every snap for his team. Zampese's task for this season is to use Palmer's year of learning as the base for a smooth transition to the role of on-field leader.

Last season, Zampese worked with Kitna as Kitna posted career highs in completions (324), passing yards (3591), TD passes (26), completion percentage (62.3) and passer rating (87.4). Though Kitna's statistics in 2002 were solid, his '03 performance still won him NFL Comeback Player of the Year honors from the *Associated Press* and *Pro Football Weekly*.

Zampese (pronounced "zam-PEE-zee") came to the Bengals following three seasons (2000-02) in St. Louis, in which he had an expanding role with the NFL's most prolific passing offense.

Zampese joined the Rams in 2000 as an offensive assistant and helped St. Louis lead the NFL with an average of 327.0 yards per game. He was promoted to wide receivers coach in 2001, and again the Rams led the league, averaging 291.4 yards. In 2002, he added the title of passing game coach, and the Rams finished second in the league at 259.6 yards per game.

Zampese began his NFL coaching career in 1998 as an offensive assistant with the Philadelphia Eagles under

head coach Ray Rhodes. Zampese moved with Rhodes to Green Bay in 1999, also as an offensive assistant, before beginning his three-year stint with the Rams in 2000.

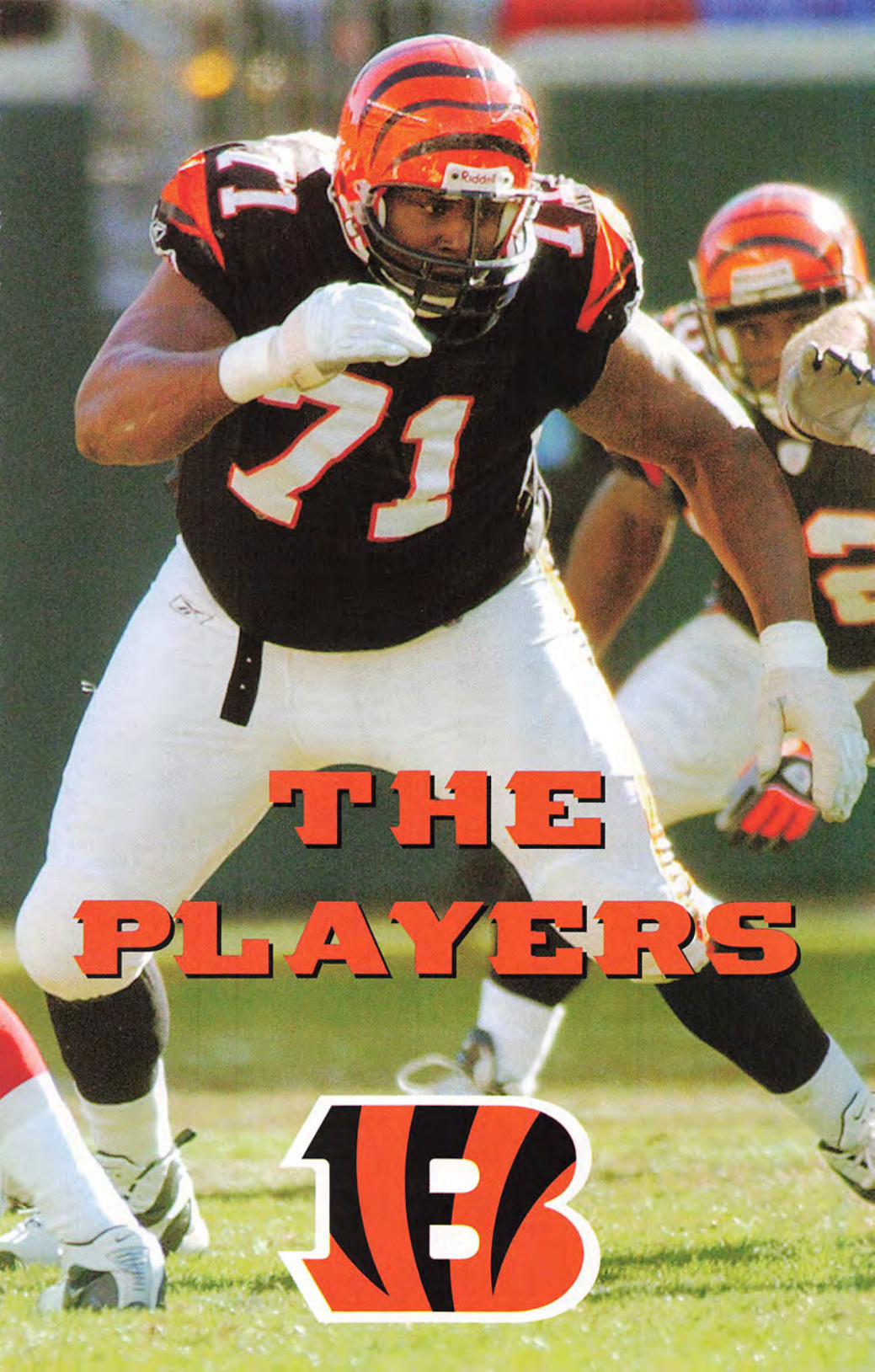
Prior to entering the NFL, Zampese coached for nine years in the college ranks. He started as secondary coach at his alma mater, the University of San Diego, in 1989. He was graduate assistant secondary coach at the University of Southern California from 1990-91.

He then spent four years at Northern Arizona, as wide receivers coach from 1992-94 and as offensive coordinator in '95. In 1996 and '97, he was passing game coordinator and quarterbacks coach at Miami (Ohio). In 1997, Miami averaged 37.4 points per game.

Zampese played wide receiver and was a kickoff and punt returner at the University of San Diego from 1985-88. He was Special Teams Player of the Year as a senior. He earned an undergraduate degree in business from San Diego, and later received a master's degree in adult education from Southern California.

Zampese was born July 19, 1967, in Santa Maria, Calif. He attended the University of San Diego High School. He and his wife, Christine, have a daughter, Marina, and a son, Anthony. Ken's father, Ernie Zampese, was a longtime NFL offensive coordinator. Ernie Zampese coached on a Super Bowl winner with the 1995 Dallas Cowboys, and also coached for the Chargers, Rams and Patriots.

PLAYING AND COACHING HISTORY — 1985-88: Played wide receiver, kickoff returner and punt returner at University of San Diego. **1989:** Assistant coach (AC), University of San Diego. **1990-91:** AC, Southern California. **1992-94:** AC, Northern Arizona. **1995:** Offensive coordinator, Northern Arizona. **1996-97:** AC, Miami (Ohio). **1998:** AC, Philadelphia Eagles. **1999:** AC, Green Bay Packers. **2000-02:** AC, St. Louis Rams. **2003-present:** AC, Bengals.



THE PLAYERS



BENGALS ROSTER — VETERANS

(As of July 10, 2004)

NO	NAME	POS	HT	WT	BORN	EXP	COLLEGE	HOMETOWN	HOW ACQ
53	ABDULLAH, Khalid	OLB	6-2	227	3-6-79	2	Mars Hill	Jacksonville Beach, Fla.	D5'03
71	ANDERSON, Willie	OT	6-5	340	7-11-75	9	Auburn	Whistler, Ala.	D1'96
45	BECKETT, Rogers	SS	6-2	207	1-31-77	5	Marshall	Apopka, Fla.	W(S.D.)'03
74	BRAHAM, Rich	C	6-4	305	11-6-70	11	West Virginia	Morgantown, W.Va.	W(Ariz.)'94
95	CHAMBERLIN, Frank	MLB	6-1	238	1-2-78	4	Boston College	Mahwah, N.J.	FA'03
52	CLEMONS, Duane	DE	6-5	275	5-23-74	9	California	Riverside, Calif.	FA'03
29	GOODMAN, Herbert	HB	5-11	205	8-31-77	3	Graceland	Homestead, Fla.	FA'04
17	GRAHAM, Shayne	K	6-0	197	12-9-77	4	Virginia Tech	Dublin, Va.	W(Car.)'03
51	HARDY, Kevin	OLB	6-4	259	7-24-73	9	Illinois	Evansville, Ind.	UFA(Dall.)'03
46	HAYES, Chad	TE	6-6	254	1-26-79	1	Maine	Old Town, Maine	FA'04
22	HERRING, Kim	FS	6-0	212	9-10-75	8	Penn State	Solon, Ohio	FA'04
38	HICKS, Skip	HB	6-0	230	10-13-74	5	UCLA	Wichita Falls, Texas	FA'04
84	HOUSHMANDZADEH, T.J.	WR	6-1	197	9-26-77	4	Oregon State	Barstow, Calif.	D7'01
95	JACKSON, LaDairis	OLB	6-2	260	6-16-79	3	Oregon State	Houston, Texas	FA'04
20	JAMES, Tory	CB	6-2	186	5-18-73	9	Louisiana State	New Orleans, La.	FA'03
73	*JOHNSON, Belton	OT	6-6	303	7-23-80	1	Mississippi	Coffeeville, Miss.	FA'04
85	JOHNSON, Chad	WR	6-1	192	1-9-78	4	Oregon State	Miami, Fla.	D2'01
31	JOHNSON, Jeremi	FB	5-11	265	9-4-80	2	Western Kentucky	Louisville, Ky.	D4b'03
88	JOHNSON, Patrick	WR/KOR	5-10	196	8-10-76	7	Oregon	Gainesville, Ga.	UFA(Wash.)'04
32	JOHNSON, Rudi	HB	5-10	220	10-1-79	4	Auburn	Eltrick, Va.	D4'01
76	JONES, Levi	OT	6-5	310	8-24-79	3	Arizona State	Eloy, Ariz.	D1'02
42	JOSEPH, Ricot	SS	6-0	195	6-16-78	2	Central Florida	Lake Worth, Fla.	FA'04
34	KAESVIHARN, Kevin	FS	6-1	194	8-29-76	4	Augustana (S.D.)	Lakewood, Calif.	PS(Cin.)'01
82	KELLY, Reggie	TE	6-4	255	2-22-77	6	Mississippi State	Aberdeen, Miss.	UFA(Atl.)'03
3	KITNA, Jon	QB	6-2	220	9-21-72	8	Central Washington	Tacoma, Wash.	UFA(Sea.)'01
75	KOOSTRA, Scott	G	6-6	320	10-14-80	2	North Carolina State	Cary, N.C.	D7a'03
77	LEYVA, Victor	G	6-4	307	12-18-77	4	Arizona State	Porterville, Calif.	D5'01
61	LOUGHEED, Pete	OT	6-5	300	11-5-79	1	Purdue	Fort Wayne, Ind.	FA'04
35	LYNCH, James	FB	5-11	276	6-17-82	1	Maryland	Washington, D.C.	FA'04
64	MABRY, Mike	C	6-1	300	4-26-80	1	Central Florida	Dayton, Texas	FA'04
44	MANUEL, Marquand	SS	6-0	209	7-11-79	3	Florida	Miami, Fla.	D6'02
69	McCLEARY, Norris	DT	6-6	305	5-10-77	2	East Carolina	Shelby, N.C.	FA'04
60	MOORE, Langston	DT	6-1	303	7-17-81	1	South Carolina	Charleston, S.C.	PS(Cin.)'03
50	MOORE, Larry	C	6-3	300	6-1-75	7	Brigham Young	San Diego, Calif.	FA'04
37	MYLES, Reggie	CB	5-11	185	10-10-79	3	Alabama	Pascagoula, Miss.	PS(Cin.)'02
24	O'NEAL, Deltha	CB	5-11	190	1-30-77	5	California	Milpitas, Calif.	T(Den.)'04
9	PALMER, Carson	QB	6-5	230	12-27-79	2	Southern California	Laguna Hills, Calif.	D1'03
98	PATTERSON, Elton	DE	6-2	271	6-3-81	2	Central Florida	Tallahassee, Fla.	D7b'03
21	PORTER, Alvin	CB	5-11	175	5-10-77	3	Oklahoma State	Dallas, Texas	FA'04
72	POWELL, Carl	DE	6-2	285	1-4-74	6	Louisville	Detroit, Mich.	UFA(Wash.)'03
10	RICHARDSON, Kyle	P	6-2	210	3-2-73	7	Arkansas State	Farmington, Mo.	FA'03
30	ROBERTS, Terrell	CB	5-10	197	4-7-81	2	Oregon State	Richmond, Calif.	CFA'03
57	ROSS, Adrian	MLB	6-2	245	2-19-75	7	Colorado State	Elk Grove, Calif.	CFA'98
48	ST. LOUIS, Brad	LS/TE	6-3	247	8-19-76	5	SW Missouri State	Belton, Mo.	D7'00
89	SCHOBEL, Matt	TE	6-5	257	11-4-78	3	TCU	Columbus, Texas	D3'02
93	SCOTT, Greg	DT	6-4	293	10-2-79	2	Hampton	Courtland, Va.	FA'04
56	SIMMONS, Brian	OLB	6-3	244	6-21-75	7	North Carolina	New Bern, N.C.	D1b'98
90	SMITH, Justin	DE	6-4	270	9-30-79	4	Missouri	Jefferson City, Mo.	D1'01
65	STEINBACH, Eric	G	6-6	297	4-4-80	2	Iowa	Lockport, Ill.	D2'03
86	STEWART, Tony	TE	6-5	260	8-9-79	4	Penn State	Allentown, Pa.	PS(Phil.)'02
62	SULFSTED, Alex	OT	6-3	320	12-21-77	3	Miami (Ohio)	Cincinnati, Ohio	FA'04
66	SZALAY, Thatcher	C	6-4	303	1-18-79	2	Montana	Whitefish, Mont.	PS(Cin.)'03
97	THORNTON, John	DT	6-3	297	10-2-76	6	West Virginia	Philadelphia, Pa.	UFA(Tenn.)'03
83	WALTER, Kevin	WR	6-3	218	8-4-81	2	Eastern Michigan	Libertyville, Ill.	PS(Cin.)'03
80	WARRICK, Peter	WR/PR	5-11	192	6-19-77	5	Florida State	Bradenton, Fla.	D1'00
87	WASHINGTON, Kelley	WR	6-3	218	8-21-79	2	Tennessee	Stephens City, Va.	D3'03
33	WATSON, Kenny	HB	5-11	218	3-13-78	3	Penn State	Harrisburg, Pa.	FA'03
23	WEATHERSBY, Dennis	CB	6-1	204	6-16-80	2	Oregon State	Duarte, Calif.	D4a'03
52	WEBSTER, Nate	MLB	6-0	235	11-29-77	5	Miami (Fla.)	Miami, Fla.	UFA(T.B.)'04
63	WILLIAMS, Bobbie	G	6-4	330	9-25-76	5	Arkansas	Jefferson, Texas	UFA(Phil.)'04
94	WILLIAMS, Tony	DT	6-2	296	7-9-75	8	Memphis	Memphis, Tenn.	UFA(Minn.)'01
16	ZIESEL, Adam	WR	6-2	194	4-16-81	1	Missouri Western	St. Joseph, Mo.	FA'04

* - On Injured Reserve list; **CFA** - College Free Agent; **D** - Draft; **FA** - Veteran Free Agent (Released); **PS** - Practice Squad; **RFA** - Restricted Free Agent; **T** - Trade; **UFA** - Unrestricted Free Agent; **W** - Waivers

BENGALS ROSTER — ROOKIES

(As of July 10, 2004)

NO	NAME	POS	HT	WT	BORN	COLLEGE	HOMETOWN	HOW ACQ
79	ANDREWS, Stacy	OT	6-7	346	6-2-81	Mississippi	Camden, Ark.	D4c'04
96	ASKEW, Matthias	DT	6-5	308	7-1-82	Michigan State	Ft. Lauderdale, Fla.	D4a'04
4	BRAMLET, Casey	QB	6-4	225	4-2-81	Wyoming	Wheatland, Wyo.	D7'04
27	BROOKS, Greg	CB	5-11	177	12-16-80	Southern Mississippi	New Orleans, La.	D6'04
13	BROUSSARD, Jamall	WR	5-9	172	8-19-81	San Jose State	Kingwood, Texas	CFA'04
15	CHAPMAN, Jay	WR	6-2	220	4-22-80	Saint Augustine's	Washington, D.C.	CFA'04
70	CRAWFORD, Derrick	DE	6-3	270	9-13-78	Texas A&M-Commerce	Avon Park, Fla.	CFA'04
91	GEATHERS, Robert	DE	6-3	271	8-11-83	Georgia	Georgetown, S.C.	D4b'04
59	JOHNSON, Landon	OLB	6-2	227	3-13-81	Purdue	Lubbock, Texas	D3b'04
19	LARSON, Kyle	P	6-1	204	9-2-80	Nebraska	Funk, Nebraska	CFA'04
81	MANN, Maurice	WR	6-2	185	9-14-82	Nevada	Seaside, Calif.	D5'04
12	MAYS, Marlus	WR	6-0	204	10-10-80	Northern Iowa	Kansas City, Mo.	CFA'04
58	MILLER, Caleb	MLB	6-3	225	9-3-80	Arkansas	Sulphur Springs, Texas	D3a'04
26	PERRY, Chris	HB	6-0	224	12-27-81	Michigan	Advance, N.C.	D1'04
25	RATLIFF, Keiwan	CB	5-11	190	4-19-81	Florida	Columbus, Ohio	D2a'04
7	RISLOV, Scott	QB	6-1	219	6-29-80	San Jose State	Pierre, S.D.	CFA'04
43	STEVENS, Larry	OLB	6-2	241	1-22-82	Michigan	Tacoma, Wash.	CFA'04
36	WADE, Alex	FB	6-0	248	2-12-81	Duke	Newtown, Pa.	CFA'04
40	WILLIAMS, Madiou	FS	6-1	193	10-18-81	Maryland	Lanham, Md.	D2b'04
41	WILLIAMS, Wendell	SS	6-1	215	10-20-81	Louisiana-Lafayette	Baton Rouge, La.	CFA'04
18	YOUNG, Lance	WR	6-1	181	6-8-81	Iowa State	St. Louis, Mo.	CFA'04

CFA — College Free Agent; D — Draft

BENGALS NUMERICAL ROSTER

(As of July 10, 2004)

3 Jon Kitna	QB	40 Madiou Williams	FS	75 Scott Kooistra	G
4 Casey Bramlet	QB	41 Wendell Williams	SS	76 Levi Jones	OT
7 Scott Rislov	QB	42 Ricot Joseph	SS	77 Victor Leyva	G
9 Carson Palmer	QB	43 Larry Stevens	OLB	79 Stacy Andrews	OT
10 Kyle Richardson	P	44 Marquand Manuel	SS	80 Peter Warrick	WR/PR
12 Marlus Mays	WR	45 Rogers Beckett	SS	81 Maurice Mann	WR
13 Jamall Broussard	WR	46 Chad Hayes	TE	82 Reggie Kelly	TE
15 Jay Chapman	WR	48 Brad St. Louis	LS/TE	83 Kevin Walter	WR
16 Adam Ziesel	WR	50 Larry Moore	C	84 T.J. Houshmandzadeh	WR
17 Shayne Graham	K	51 Kevin Hardy	OLB	85 Chad Johnson	WR
18 Lance Young	WR	52 Nate Webster	MLB	86 Tony Stewart	TE
19 Kyle Larson	P	53 Khalid Abdullah	OLB	87 Kelley Washington	WR
20 Tory James	CB	55 Frank Chamberlin	MLB	88 Patrick Johnson	WR/KOR
21 Alvin Porter	CB	56 Brian Simmons	OLB	89 Matt Schobel	TE
22 Kim Herring	FS	57 Adrian Ross	MLB	90 Justin Smith	DE
23 Dennis Weathersby	CB	58 Caleb Miller	MLB	91 Robert Geathers	DE
24 Deltha O'Neal	CB	59 Landon Johnson	OLB	92 Duane Clemons	DE
25 Keiwan Ratliff	CB	60 Langston Moore	DT	93 Greg Scott	DT
26 Chris Perry	HB	61 Pete Loughheed	OT	94 Tony Williams	DT
27 Greg Brooks	CB	62 Alex Sultsted	OT	95 LaDairis Jackson	OLB
29 Herbert Goodman	HB	63 Bobbie Williams	G	96 Matthias Askew	DT
30 Terrell Roberts	CB	64 Mike Mabry	C	97 John Thornton	DT
31 Jeremi Johnson	FB	65 Eric Steinbach	G	98 Elton Patterson	DE
32 Rudi Johnson	HB	66 Thatcher Szalay	C		
33 Kenny Watson	HB	69 Norris McCleary	DT		
34 Kevin Kaesviharn	FS	70 Derrick Crawford	DE		
35 James Lynch	FB	71 Willie Anderson	OT		
36 Alex Wade	FB	72 Carl Powell	DE		
37 Reggie Myles	CB	73 * Belton Johnson	OT		
38 Skip Hicks	HB	74 Rich Braham	C		

*On Injured Reserve list

THE PLAYERS

OFFENSE

LS 48 Brad St. Louis- DEFENSE

SPECIALTY

89 Matt Schobel

13 Jamall Broussard
33 Kenny Watson
84 T.J. Houshmandzadeh
25 Keiwan Ratliff
13 Jamall Broussard
84 T.J. Houshmandzadeh

— 20 —

VETERAN PLAYER BIOGRAPHIES

OLB



KHALID ABDULLAH



53

Ht: 6-2 Wt: 227

College: Mars Hill

2nd year in NFL

2003 Games-Starts: 16-0; Career Games-Starts: 16-0

Acquired: D5 '03 (136th overall)

Born: 3-6-79

Making the jump from NCAA Division II ranks, Abdullah was a leading contributor on special teams as a rookie, and could be in line for more playing time on defense in 2004 ... Fluid athlete with excellent speed, he was one of three Bengals rookies to play in every game in 2003.

2003 RECAP: Drafted by Cincinnati in fifth round (136th overall) ... Signed July 11 ... Played in Games 1-16, and ranked third in special teams tackles (14) ... Tied for third in special teams solo tackles (10) ... Ranked fourth in special teams snaps (257) ... Had 2 special teams tackles Sept. 14 at Oakland ... Led team with 3 special teams tackles (2 solo) Oct. 5 at Buffalo.

COLLEGE: Earned Division II All-America honors

as a Mars Hill senior, and was selected to the All-South Atlantic Conference team in each of his four seasons ... Set school record with 15 sacks as a freshman, and had a pair of 100-yard INT returns in his career ... Also set Mars Hill record in tackles-for-loss (49 for 216 yards) ... Returned 3 of his career 5 INTs for touchdowns ... College career totals included 28 sacks (for 188 yards), 21 passes defended, 9 forced fumbles and 4 fumble recoveries.

PERSONAL: Hometown is Jacksonville Beach, Fla. ... Attended Fletcher High School in Jacksonville, Fla. ... Recreation major at Mars Hill ... Brother, Rahim Abdullah, was an All-American LB at Clemson and played for the Cleveland Browns in 1999 and 2000 ... Name is pronounced "kuh-LID" "ab-DOO-luh."

KHALID ABDULLAH'S STATISTICS

YEAR TEAM	G-S	Defense							Interceptions					Scoring				
		ST	AT	TT	SKS-YDS	PBU	FF	FR-YDS	NO	YDS	AVG	LG	TD	TD	IntRt	FRRI	S	PTS
2003 Cincinnati	16-0	0	0	0	0-0	0	0	0-0	—	—	—	—	—	—	—	—	—	—
CAREER	16-0	0	0	0	0-0	0	0	0-0	—	—	—	—	—	—	—	—	—	—

YEAR TEAM	Special Teams								Kickoff Returns					Punt Returns				
	ST	AT	TT	FF	FR-YDS	BP	BFG	BXP	NO	YDS	AVG	FC	LG	TD	NO	YDS	AVG	FC
2003 Cincinnati	10	4	14	0	0-0	0	0	0	—	—	—	—	—	—	—	—	—	—
CAREER	10	4	14	0	0-0	0	0	0	—	—	—	—	—	—	—	—	—	—

KEY NFL DATES IN 2004 AND 2005

2004
Aug. 31 Roster cutdown to maximum of 65 players
Sept. 5 Roster cutdown to maximum of 53 players
Sept. 6 Clubs may establish practice squad of eight players
Sept. 9-13 Regular season opens
Oct. 19 Trading deadline

2005
Jan. 2 Regular season ends
Jan. 8-9 Wild Card Playoff Games
Jan. 15-16 Divisional Playoff Games
Jan. 23 AFC and NFC Championship Games
Feb. 6 Super Bowl XXXIX, Jacksonville, Fla.
Feb. 13 AFC-NFC Pro Bowl, Honolulu, Hawaii
Feb. 23-Mar. 1 Scouting Combine, Indianapolis, Ind.
Mar. 20-23 NFL Annual Meeting, Maui, Hawaii
Apr. 23-24 NFL Draft, New York City



Ht: 6-5 Wt: 340

College: Auburn

9th year in NFL

2003 Games-Starts: 16-16; Career Games-Starts: 126-120

Acquired: D1 '96 (10th overall)

Born: 7-11-75

Anderson's role in the Bengals' rise to playoff contention in 2003 helped earn him his first Pro Bowl berth, following two years in which he had been an AFC first alternate ... Played a key role in the offense ranking in NFL's top half in total yards, rushing yards and passing yards for the first time since 1997 ... Extended to 64 his streak of consecutive starts, longest streak on the current team ... For six straight seasons (1997-2002), he was the ROT for a campaign of 1100 or more rushing yards by HB Corey Dillon ... Helped AFC produce record 626 yards in 2004 Pro Bowl.

2003 PARTICIPATION: Started every game at ROT for the fourth consecutive season ... Ranked second on offense in snaps played, logging 1067 of the 1078 total (99.0 percent) ... In addition to maintaining the team's longest current streak of consecutive Bengals and/or NFL starts (64), he moved into the team's top spot for total Bengals and/or NFL starts (120) and total Bengals and/or NFL games played (126) ... Suffered a hamstring pull in season opener, Sept. 7 vs. Denver, but played through the injury.

2003 HIGHLIGHTS: Became the third Bengals offensive lineman to be voted to the Pro Bowl, joining Hall of Fame tackle Anthony Munoz (11 selections) and guard Max Montoya (3 selections) ... Named "Alabama Athlete of the Year" by the United States Sports Academy ... Supported offensive output of 416 yards Sept. 14 at Oakland ... Contributed to line performance of no sacks allowed in victory Sept. 28 at Cleveland as QB Jon Kitna posted 125.1 passer rating ... Protected Kitna as he posted a 130.8 passer rating in victory Oct. 19 vs. Baltimore ... Aided 412-yard output in victory Oct. 26 vs. Seattle, including 194 rushing yards ... In victory Nov. 9 vs. Houston, helped offense produce 422 total yards and a season-high in rushing yards (240), with highest possession time (41:15) in 226 games, since 11-27-88 vs. Buffalo (41:21) ... Also vs. Houston, supported HB Rudi Johnson rushing for 182 yards on club-record 43 carries, and contributed to line performance of no sacks allowed ... Supported offense as it produced a second straight 422-yard total Nov. 16 vs. Kansas City, including 200 yards rushing ... Supported a season-high 444-yard total offense effort Nov. 23 at San Diego, including third straight game of 200 or more rushing yards (210) ... In Nov. 30 comeback win at Pittsburgh, aided 379-yard offensive effort that featured 4.5-yard rushing average and only 1 sack allowed ... Supported a 393-yard net offensive effort Dec. 14 vs. San Francisco, including 174 rushing yards by Rudi Johnson and 225 by the team, team's second-highest rushing total of the season and its fourth 200-yard game in the last six contests.

PREVIOUS SEASONS: 1996—Drafted by Bengals in first round (10th overall) ... Signed Aug. 5, missing first three weeks of training camp and first preseason game ... Preseason play was limited to Game 2, Aug. 10 at Arizona, as he missed final two games with knee and ankle injuries suffered against Cardinals ... Played as reserve for Games 1-6 of regular season, and started Games 7-16 at RT ... Named to NFL All-Rookie teams by *Football News* and by *College & Pro Football Newsweekly* ... Led team in coaches' ratings with 24 "pancake" blocks, though he played only the fifth-most snaps among offensive linemen ... Credited by coaches with 4 pancakes and overall dominant run blocking in his first NFL start, Oct. 20 at San Francisco ... Had 4 pancakes Nov. 3 at Baltimore, and threw a key block on Ki-Jana Carter 1-yard TD run that began biggest road comeback in Bengals history (from 21-3 deficit to 24-21 win). **1997**—Started every game at RT, though he was switched to LT for portions of Games 1-2, when offense had pass-protection problems on left side ... Played every game for second straight season ... Ranked third on offense with 950 scrimmage snaps (95% of total) ... Earned offensive Game Ball from coaches for his performance Dec. 14 vs. Dallas, when Bengals rushed for 157 yards, passed for 262 and allowed only 1 sack ... Only offensive lineman to be awarded an individual Game Ball in '97 ... Supported Corey Dillon's 246-yard rushing effort Dec. 4 vs. Tennessee, as Dillon set what at the time was the NFL rookie single-game rushing record ... Threw crushing block on an Oilers LB to spring Dillon for 31-yard TD run vs. Tennessee ... Flagged for only 1 penalty all season. **1998**—Played every game for third year in a row ... Led line in coaches' compilation of "pancake" blocks (14) ... Began to get recognition as a top tackle on Sept. 20 vs. Green Bay, when he helped limit All-Pro DE Reggie White to 2 tackles and no sacks ... Had 5 pancakes, single-game Bengals high for '98, on Nov. 15 at Minnesota. **1999**—Injuries stalled Anderson for the first time in his career, as he missed two games ... His start on Nov. 14 vs. Tennessee was his 52nd straight, and at that point he had played in all 58 games of his Bengals career; but he suffered a right foot sprain vs. Tennessee, and was active but DNP Nov. 21 vs. Baltimore ... Returned to action Nov. 28 vs. Pittsburgh, the start of three-game Cincinnati win streak ... Made his 14th start of season Dec. 26 at Baltimore, but suffered left ankle sprain and left knee strain, and was on inactive list for season finale Jan. 2 at Jacksonville ... Credited with 15 pancake blocks, highest ratio per snap on the line ... Flagged for only two penalties all season (one holding; one false start) ... Graded 100% in three games — Nov. 14 vs. Tennessee, Dec. 12 vs. Cleveland and Dec. 26 at Baltimore; only offensive lineman to post 100% grade in any game ... Paved way

for 192 yards rushing for Dillon in victory Dec. 12 vs. Cleveland; and Bengals' total rushing offense for the game of 279 yards was second-most to that point in team history. **2000**—Supported Corey Dillon's club-record 1435 rushing yards ... Was on starting line for what at the time was the top individual rushing game in NFL history, 278 yards by Corey Dillon on Oct. 22 vs. Denver ... Played every offensive snap in the Denver game as offense posted a club-record 407 rushing yards ... Battled through sore back in November ... Sidelined by right ankle sprain in second quarter Dec. 10 at Tennessee, but came back to play every snap Dec. 17 vs. Jacksonville ... Led line in film reviews for the season with 16 "dominating blocks" (DB) ... Credited with 7 DB, most by any Bengal in a game all season, in Dec. 3 win vs. Arizona ... His effort vs. Arizona supported 216-yard rushing day by Dillon, third-highest in team history, and 292-yard day by the team, also third in club annals ... Coaches rated his effort "inspiring" on Dec. 17 vs. Jacksonville, as he played every snap in upset victory after missing practice all week due to ankle sprain suffered Dec. 10 at Tennessee. **2001**—As a pass blocker, helped Bengals to fourth-best performance in team history in sacks allowed (28) ... Led the line in coaches' ratings for dominating blocks (14) ... Helped power HB Corey Dillon to 1315 rushing yards, second-most by a rusher in team history ... Credited with 5 dominating blocks, most by a Bengal in a game all season, in season-opening win Sept. 9 vs. New England ... Excelled on Oct. 28 at Detroit, grading 92% as Bengals gained 412 yards (224 rushing, 188 passing), with QB Jon Kitna sacked only once and Dillon rushing for Bengals road-record 184 yards ... Graded 91% Dec. 23 at Baltimore as Corey Dillon rushed for 127 yards, the first 100-yard game by an individual against the Ravens in 51 games ... Helped line pave the way in Dec. 30 overtime win vs. Pittsburgh for 544 total net yards, as team posted 11th-highest yardage figure in Bengals history and the most since a 582-yard effort on Oct. 7, 1990 at the L.A. Rams ... Played every snap Jan. 6 at Tennessee as line allowed only 1 sack and underwrote a 436-yard day (336 passing, 100 rushing) ... Supported 980-yard offensive output in the final two games, most by Bengals in consecutive games since 1012 yards in Games 13-14 of 1997. **2002**—Started every game at ROT for the third consecutive year ... Contributed to streak of six straight games by offense of 350 or more yards (Games 7-12), longest such streak since 1986 Bengals had 10 ... Suffered right hamstring and left shoulder strains Sept. 29 vs. Tampa Bay, but played Oct. 6 at Indianapolis and helped Corey Dillon rush for season-high 164 yards ... Aided Dillon's 138-yard rushing day Oct. 27 vs. Tennessee and contributed to offense's first performance on the season of no sacks allowed ... Blocked for 381-yard output Dec. 1 vs. Baltimore, as offense allowed only 1 sack for the third straight game ... Helped the offense generate 300 yards Dec. 15

vs. Jacksonville, as the line contributed to the offense's eighth straight game with at least 300 yards ... Supported season-high 423-yard output Dec. 22 vs. New Orleans, including a 240-yard rushing total that was Cincinnati's highest since Dec. 3, 2000.

COLLEGE: Helped lead Auburn to 20-1-1 record in 1994 and '95 and to first 5000-yard offensive season in school history (5049 in '95) ... Entered NFL Draft after junior season ... Marked himself as a top prospect with an outstanding sophomore season performance against Florida star DE Kevin Carter, who was No. 6 overall pick in the following spring's draft ... Second-team All-American selection by *Associated Press* as a junior, when he was credited with 76 knockdown blocks ... Cited for only 20 missed assignments in 1356 snaps over final two seasons ... Started as true freshman in 1993.

CAPTAIN OF CARING: Anderson is one of the Bengals' most active players in civic and charitable endeavors. He was named in April 2003 as the winner of a "JB Award," given by Fox sportscaster James Brown to NFL players who excel in community service. Anderson was the team's nominee for the NFL Man of the Year Award in 2000, '01 and '02. He hosts annual Christmas parties for Boys and Girls Clubs and regularly donates Bengals game tickets in his private suite to underprivileged children. He also sponsors dinners for homeless persons in Cincinnati and in Alabama, supports Christmas and Halloween parties at Cincinnati Children's Hospital, supports Special Olympics, and is a Little League football sponsor.

PERSONAL: Hometown is Whistler, Ala. ... Played at Vigor High School in Mobile, Ala., where he was an All-America first-team selection by *Parade Magazine* and *USA Today* ... Has a son, Jair (born 9-21-97) ... Hobbies include reading, playing basketball, traveling, wine tasting ... Owns an investment company called "Think B.I.G. Inc.," which owns rights to 20 Fatburger franchises to be built in the Cincinnati and Atlanta markets ... Marketing education major at Auburn ... Wears biggest shoe size (19-EEE) in Bengals history ... Full name is Willie Aaron Anderson.

WILLIE ANDERSON'S STATISTICS

YEAR	TEAM	GAMES	STARTS
1996	Cincinnati	16	10
1997	Cincinnati	16	16
1998	Cincinnati	16	16
1999	Cincinnati	16	14
2000	Cincinnati	16	16
2001	Cincinnati	16	16
2002	Cincinnati	16	16
2003	Cincinnati	16	16
CAREER		126	120

THIS RECORD HOLDS THE RECORD

The oldest season record in Bengals history, and the only one still standing from the Nippert Stadium years, is QB **Greg Cook's** average of 9.41 yards gained per passing attempt in 1969. The only other average of more than nine yards was 9.21 by QB **Boomer Esiason** in 1988.



Ht: 6-2 Wt: 207
 College: Marshall
 5th year in NFL

2003 Games-Starts: 16-9; Career Games-Starts: 64-38
 Acquired: W (S.D.) '03
 Born: 1-31-77

Beckett returns for his second Bengals season as a key contributor in the secondary ... Former second-round NFL Draft selection was acquired on waivers from San Diego in June of 2003 and made big contributions to Bengals on both defense and special teams ... Ranked fourth on team in tackles (87), second in special teams tackles (17), tied for second in INTs (2) and led the defensive backs in sacks (3) ... His 18-tackle performance Nov. 2 at Arizona was team's high for a game in 2003 ... Played in 48 games for San Diego from 2000-02, with 29 starts ... Became an unrestricted free agent on 3-2-04 and re-signed with Bengals on 3-25-04 ... Has not missed a game (64 total) in four NFL seasons.

2003 PARTICIPATION: Played in all 16 games with nine starts ... Started Games 3-4, 8, 10-13 and 15-16.

2003 HIGHLIGHTS: His fourth-ranked team tackle total of 87 led the defensive secondary ... His 18-tackle effort Nov. 2 at Arizona was 3 more than any other Bengal had in a game in 2003 ... Had 3 sacks after getting only 1 in his three seasons with Chargers ... Credited with 4 passes defended and 2 forced fumbles (including 1 FF on special teams) ... Ranked second on team in solo special teams tackles (13) as well as total stops (17) ... In Bengals debut Sept. 7 vs. Denver, tied for team lead with 6 tackles (4 solo) ... Had 7 tackles (1 solo) Sept. 21 vs. Pittsburgh, and intercepted a Tommy Maddox pass in the third quarter, returning 11 yards to Steelers' 45, setting up field goal that was Bengals' first score of the game ... Had 7 tackles (2 solo) Oct. 19 vs. Baltimore and shared a 5-yard sack against Kyle Boller with DE Carl Powell ... Beckett's 18-tackle game Nov. 2 at Arizona included 11 solos ... His Arizona totals also included a shared sack with Glen Steele that dropped Jeff Blake for a loss of 11 yards to the Cardinals' 8-yard line in second quarter ... Suffered bruised ribs at Arizona, but played through the injury on Nov. 9 vs. Houston in what head coach Marvin Lewis termed a "heroic" effort ... His 2 tackles vs. Houston included a 7-yard sack in third quarter that dropped David Carr at the Bengals' 15 and forced Texans to settle for field goal ... Had 4 tackles (1 solo) on Nov. 16 vs. Kansas City, including a 9-yard sack that dropped Trent Green at Chiefs' 31 in second quarter, helping force a punt ... Had 10 tackles (5 solo) Dec. 7 at Baltimore, with 1 forced fumble and an INT ... In the first quarter of the Ravens game, he forced a Jamal Lewis fumble that was recovered by DE Duane Clemons at the Baltimore 39, setting up Bengals FG drive for game's first score ... In the

second quarter at Baltimore, he intercepted an Anthony Wright pass at the Bengals' 45, and the offense responded with its only TD of the day ... Saw only brief action due to illness Dec. 14 vs. San Francisco, with 1 solo tackle and 1 special teams tackle before leaving the game ... Had 5 tackles (4 solo) Dec. 28 vs. Cleveland, and also tied for special teams lead with 2 tackles while forcing a Nick Maddox fumble on a kickoff return (Browns recovered).

PREVIOUS SEASONS: 2000—Drafted by San Diego in second round (43rd overall) ... Was San Diego's first selection ... Signed on July 24 ... Played in every game, and moved into the starting lineup for the final three contests ... Finished with 39 tackles, a sack, an interception and 2 passes defended ... Ranked third in special teams tackles (10) ... Recorded first NFL sack Sept. 17 at Kansas City, dropping Elvis Grbac for 3-yard loss ... Had first career INT on Nov. 19 at Denver, against Gus Frerotte ... Made first NFL start Dec. 10 at Baltimore and logged a season-high 11 tackles. **2001—**Started all 16 Chargers games finished third on team in tackles (93) ... Also was third in solo tackles (72) ... Had 13 tackles, his San Diego high, Nov. 4 vs. Kansas City ... Recorded season-high 3 passes defended Dec. 9 at Philadelphia ... Intercepted a Trent Green pass Dec. 23 at Kansas City, with 8-yard return. **2002—**Started Games 1-10 at FS for San Diego, running his Chargers streak to 29 consecutive starts ... Was replaced by Keith Lyle in starting role and saw action as a reserve in Games 11-16 ... Finished the year with 34 tackles (32 solo) for Chargers, plus 2 passes defended and a forced fumble ... Played a key role in victory Sept. 15 vs. Houston with 6 tackles, a forced fumble and 2 passes defended ... On Oct. 6 at Denver, Beckett's hit on Broncos TE Patrick Hape jarred the ball loose and resulted in an interception by Rodney Harrison.

COLLEGE: Three-time All-Mid-American Conference selection at Marshall, and earned third-team All-America honors from *The Sporting News* as a senior ... Three-year starter at free safety ... Had 311 career tackles and 11 INTs ... Team captain as a senior, and had 2 INTs in his final college game, in Motor City Bowl vs. Brigham Young.

PERSONAL: Hometown is Apopka, Fla. ... Earned all-county honors in football at Apopka High School ... Received degree in political science at Marshall, and has done work toward a master's degree in public administration ... Student body vice president at Marshall for the 1999-2000 academic year ... Has a daughter, Astoria (born 6-8-01).

ROGERS BECKETT'S STATISTICS

			Defense						Interceptions						Scoring				
YEAR	TEAM	G-S	ST	AT	TT	SKS-		FF	FR-YDS	NO	YDS	AVG	LG	TD	TD		S	PTS	
						YDS	PBU								Int	FR			
2000	San Diego	16-3	28	11	39	1-1	2	0	0-0	1	7	7.0	7	0	—	—	—	—	
2001	San Diego	16-16	72	21	93	0-0	5	1	1-1	1	8	8.0	8	0	—	—	—	—	
2002	San Diego	16-10	32	2	34	0-0	2	1	0-0	0	0	—	—	0	—	—	—	—	
2003	Cincinnati	16-9	46	41	87	3-24	4	1	0-0	2	11	5.5	11	0	—	—	—	—	
S.D. TOTALS			48-29	132	34	166	1-1	9	2	1-1	2	15	7.5	8	0	—	—	—	—
CIN. TOTALS			16-9	46	41	87	3-24	4	1	0-0	2	11	5.5	11	0	—	—	—	—
CAREER			64-38	178	75	253	4-25	13	3	1-1	4	26	6.5	11	0	—	—	—	—

			Special Teams							Kickoff Returns						Punt Returns					
YEAR	TEAM	ST	AT	TT	FF	YDS	BP	BFG	BXP	NO	YDS	AVG	FC	LG	TD	NO	YDS	AVG	FC	LG	TD
2000	San Diego	10	0	10	1	0-0	0	0	0	—	—	—	—	—	—	—	—	—	—	—	—
2001	San Diego	6	0	6	0	0-0	0	0	0	—	—	—	—	—	—	—	—	—	—	—	—
2002	San Diego	5	0	5	0	0-0	0	0	0	—	—	—	—	—	—	—	—	—	—	—	—
2003	Cincinnati	13	4	17	1	0-0	0	0	0	—	—	—	—	—	—	—	—	—	—	—	—
S.D. TOTALS			21	0	21	1	0-0	0	0	0	—	—	—	—	—	—	—	—	—	—	—
CIN. TOTALS			13	4	17	1	0-0	0	0	0	—	—	—	—	—	—	—	—	—	—	—
CAREER TOTALS			34	4	38	2	0-0	0	0	0	—	—	—	—	—	—	—	—	—	—	—

BECKETT'S 2003 GAME-BY-GAME DEFENSIVE STATISTICS

DATE	OPPONENT	ST	AT	TT	SKS-YDS	INT-YDS	PBU	FF	FR-YDS
9-7	DENVER	4	2	6	0-0	0-0	0	0	0-0
9-14	at Oakland	1	3	4	0-0	0-0	1	0	0-0
9-21	PITTSBURGH	1	6	7	0-0	1-11	1	0	0-0
9-28	at Cleveland	0	2	2	0-0	0-0	0	0	0-0
10-5	at Buffalo	3	2	5	0-0	0-0	0	0	0-0
10-12	—BYE—								
10-19	BALTIMORE	2	5	7	0.5-2.5	0-0	0	0	0-0
10-26	SEATTLE	0	0	0	0-0	0-0	0	0	0-0
11-2	at Arizona	11	7	18	0.5-5.5	0-0	0	0	0-0
11-9	HOUSTON	2	0	2	1-7	0-0	0	0	0-0
11-16	KANSAS CITY	1	3	4	1-9	0-0	0	0	0-0
11-23	at San Diego	3	2	5	0-0	0-0	1	0	0-0
11-30	at Pittsburgh	3	1	4	0-0	0-0	0	0	0-0
12-7	at Baltimore	5	5	10	0-0	1-0	1	1	0-0
12-14	SAN FRANCISCO	1	0	1	0-0	0-0	0	0	0-0
12-21	at St. Louis	5	2	7	0-0	0-0	0	0	0-0
12-28	CLEVELAND	4	1	5	0-0	0-0	0	0	0-0
TOTALS		46	41	87	3-24	2-11	4	1	0-0

BENGALS' FUTURE OPPONENTS

The NFL has announced the regular-season scheduling rotation for all teams through 2009. The rotation sets 14 of the 16 opponents for each team in each season. The 14 opponents will be common to all teams in a division. Only two of a team's 16 games may involve opponents not common to other divisional foes, as two games will be determined each year based on the previous season's standings. Following is a list of the 14 known opponents for each Bengals season from 2005 through '09:

- 2005** Home: Baltimore, Cleveland, Pittsburgh, Houston, Indianapolis, Green Bay, Minnesota.
Away: Baltimore, Cleveland, Pittsburgh, Jacksonville, Tennessee, Chicago, Detroit.
- 2006** Home: Baltimore, Cleveland, Pittsburgh, Oakland, San Diego, Atlanta, Carolina.
Away: Baltimore, Cleveland, Pittsburgh, Denver, Kansas City, New Orleans, Tampa Bay.
- 2007** Home: Baltimore, Cleveland, Pittsburgh, New England, N.Y. Jets, Arizona, St. Louis.
Away: Baltimore, Cleveland, Pittsburgh, Buffalo, Miami, San Francisco, Seattle.
- 2008** Home: Baltimore, Cleveland, Pittsburgh, Jacksonville, Tennessee, Philadelphia, Washington.
Away: Baltimore, Cleveland, Pittsburgh, Houston, Indianapolis, Dallas, N.Y. Giants.
- 2009** Home: Baltimore, Cleveland, Pittsburgh, Denver, Kansas City, Chicago, Detroit.
Away: Baltimore, Cleveland, Pittsburgh, Oakland, San Diego, Green Bay, Minnesota.



Ht: 6-4 Wt: 305
College: West Virginia
11th year in NFL

2003 Games-Starts: 16-15; Career Games-Starts: 119-115
Acquired: W (Ariz.) '94
Born: 11-6-70

Braham opened last season in a reserve role after working as a starter the previous seven seasons, but he was returned by coaches' decision to starting C role for Game 2 and remained in starting lineup the rest of the way ... Played a key role in the offense ranking in NFL's top half in total yards, rushing yards and passing yards for the first time since 1997 ... Versatile veteran was Bengals starting LG from 1996-98 and started at C from '99 through last season ... Former Bengals team winner of the Ed Block Courage Award, Braham has a long-standing reputation as a throwback performer who will battle injuries to stay in the lineup ... Became an unrestricted free agent on 3-2-04, and re-signed with Bengals on 3-8-04.

2003 PARTICIPATION: Became an unrestricted free agent on Feb. 28, and re-signed with Bengals on April 30 ... Played in all 16 games, and started Games 2-16 at center ... Ranked fifth on offense in snaps played, logging 1016 of the 1078 total (94.2 percent) ... Finished season ranked second on Bengals roster behind OT Willie Anderson in career Bengals games (119) and starts (115).

2003 HIGHLIGHTS: In his first start, Sept. 14 at Oakland, Bengals totaled 416 net offensive yards ... Protected QB Jon Kitna Sept. 28 at Cleveland as the line allowed no sacks and Kitna passed for 3 TDs ... Aided 412-yard output in victory Oct. 26 vs. Seattle, including 194 rushing yards ... In victory Nov. 9 vs. Houston, had a key block on 17-yard Rudi Johnson TD run while helping offense produce 422 total yards and a season-high in rushing yards (240), with no sacks allowed ... Also vs. Houston, supported Rudi Johnson rushing for 182 yards on club-record 43 carries, as Bengals posted highest possession time (41:15) in 226 games, since 11-27-88 vs. Buffalo (41:21) ... Supported offense as it produced a second straight 422-yard total Nov. 16 vs. Kansas City, including 200 yards rushing ... Supported a season-high 444-yard total offense effort Nov. 23 at San Diego, including third straight game of 200 or more rushing yards (210) ... In Nov. 30 comeback win at Pittsburgh, aided 379-yard offensive effort that featured 4.5-yard rushing average and only 1 sack allowed ... Supported a 393-yard net offensive effort Dec. 14 vs. San Francisco, including 174 rushing yards by Rudi Johnson and 225 by the team, team's second-highest rushing total of the season and its fourth 200-yard rushing game in the last six contests.

PREVIOUS SEASONS: 1994—Drafted in third round by Arizona (76th overall) ... Made Cardinals' 53-man roster, but was on inactive list for 10 games before being acquired Nov. 18 by Bengals on waivers ... On Cincinnati inactive list for Games 11-13 ... Made NFL debut

Dec. 11 at Giants, and also played in last two games, including Bengals' best rushing game of season (152 yards Dec. 24 vs. Philadelphia). 1995—Started all four Bengals preseason games at LG, but suffered severe left ankle sprain Aug. 25 vs. N.Y. Jets ... Placed on Injured Reserve list Aug. 29 and missed entire regular season. 1996—Started Games 1-3 at C and Games 4-16 at LG ... Played 1081 scrimmage snaps at LG, most on the team, and played higher percentage of his unit's snaps than any other player on offense or defense (99.4%; 1081 of 1088) ... Credited in coaches' evaluations with 21 "pancake" blocks, second-most on team behind Willie Anderson's 24 ... Had 5 pancakes in 41-point, 463-yard effort Nov. 24 vs. Atlanta. 1997—Was a restricted free agent during spring signing period, and was tendered an offer sheet by New England in April; Bengals matched Patriots' offer and re-signed Braham on April 15 ... Started every game at LG ... Missed only six offensive snaps all season, playing 994 of a possible 1000 ... Led team in coaches' ratings of pancake blocks (40) ... Played key role as Bengals averaged 433 yards offense per game over season's final four contests ... Earned offensive Game Ball along with other members of offensive line for Dec. 4 game vs. Tennessee, when Corey Dillon rushed for 246 yards (setting an NFL single-game rookie record). 1998—Battled injuries throughout season ... Played on broken toe which was diagnosed in preseason, and ran his streak of consecutive Bengals starts at LG to 44 before a knee injury sidelined him for the last four games ... Despite shortened season, ranked third on line in coaches' compilation of pancake blocks (9) ... Suffered broken bone (sesamoid) under right big toe in Aug. 12 practice at training camp ... Returned to action Aug. 22 vs. Detroit after electing to play on the injury with a custom toe pad ... Started Games 1-12 of regular season ... Suffered damage to right kneecap in Game 12, Nov. 29 vs. Jacksonville ... Had arthroscopic surgery Dec. 2, and was placed on Injured Reserve list Dec. 3. 1999—Switched position, from LG to C, and upgraded team's run-blocking from that spot ... Helped key HB Corey Dillon's 1200-yard Pro Bowl season along with Bengals' rise to sixth in NFL rushing yards (2051) and third in yards per carry (4.6) ... Was only offensive lineman awarded a Game Ball after Dillon's 168-yard game Oct. 10 at Cleveland, and joined other offensive line starters in getting Game Ball for Dillon's 192-yard game Dec. 12 vs. Cleveland ... Led offense in total snaps (1035), missing only three when he was rested late in fourth quarter of lopsided win Dec. 12 vs. Cleveland ... Credited with superb handling of center's signal-calling responsibilities in season opener Sept. 12 at Tennessee, only his fourth career start at the position ... Handled line calls against Browns' confusing UFO defense, aiding offense in a 419-

yard effort on Oct. 10 at Cleveland and a 459-yard performance on Dec. 12 vs. Browns. **2000**—Battled through two arthroscopic surgeries to his right knee while playing nine games, including every offensive snap of final seven games ... Helped key team rushing average of 149.3 yards over final seven games as HB Corey Dillon compiled a team-record season of 1435 yards ... Helped the offense rank No. 2 in NFL in rushing yards (144.6 per game) as it posted Bengals' best per-carry average (4.7) since 1989 ... Sideline early in training camp with chronic bursitis in right knee ... Underwent arthroscopic surgery July 31 and missed all four preseason games ... Returned to starting lineup for Games 1-2 of regular season, playing every offensive snap in both games, but sidelined by recurrence of bursitis and was on weekly inactive list for Games 3-9 ... Had a second arthroscopic surgery on right knee Sept. 26 ... Graded 88% Dec. 3 as key factor in 292-yard rushing day vs. Arizona, third-most rushing yards in team history. **2001**—Started every game at C ... Despite shoulder and neck problems, he played 98.8% of the offensive snaps (1058 of 1071), second-most on the offense ... Was diagnosed with a herniated disc in his neck following Sept. 30 game at San Diego, but received medical clearance to continue playing, foregoing a surgery that would have ended his season ... Selected as Bengals team winner of the Ed Block Courage Award, given annually by training staffs to players displaying exceptional perseverance in face of physical woes ... Also earned a spot on *USA Today's* "All-Joe Team" for tough, unsung performers ... As a pass blocker, helped Bengals to fourth-best performance in team history in sacks allowed (28) ... Helped power HB Corey Dillon to 1315 rushing yards, second-most by a rusher in team history ... Graded 97% Oct. 28 at Detroit as Corey Dillon rushed for Bengals road-record 184 yards ... Blocked Dec. 23 at Baltimore for 127-yard rushing effort by Corey Dillon, the first 100-yard game by an individual against the Ravens in 51 games ... Helped line pave the way in Dec. 30 overtime win vs. Pittsburgh for 544 total net yards, the 11th-highest figure in team history. **2002**—Started every game except Dec. 1 vs. Baltimore, when he was active but did not play due to lingering soreness from a left ankle sprain ... Played 91.3% of the offensive snaps (964 of 1056), third-highest snaps total on the offense ... Underwent arthroscopic surgery Oct. 15 for removal of loose bodies in his left elbow, but did not miss

a game as Oct. 20-21 was Bengals' bye weekend ... Started in five games of the offense's streak of six straight games of 350 or more yards (Games 7-12), team's longest such streak since 1986 ... Helped Corey Dillon rush for season-high 164 yards Oct. 6 at Indianapolis, and was credited for key block on Dillon's 67-yard TD run ... Supported season-high 423-yard output Dec. 22 vs. New Orleans, including a 240-yard rushing total that was Cincinnati's highest since Dec. 3, 2000 ... Helped the offense accumulate 317 total yards in season finale at Buffalo, the 10th straight game of 300 or more total yards for the offense.

COLLEGE: Joined West Virginia as a walk-on, but persevered to earn second-team All-America honors as a senior ... Started 33 games at LT ... All-Big East as a senior, leading line that paved way for 13th-ranked offense in nation, averaging 463.9 yards per game ... Helped lead WVU to 11-1 season, including Sugar Bowl berth.

PERSONAL: Hometown is Morgantown, W.Va., where he attended University High School ... Earned second-team prep all-state honors in basketball ... Has finance degree from WVU ... Married (wife Connie) ... Hobbies include basketball and golf ... Offseason residence is Villa Hills, Ky., in Greater Cincinnati ... Pronounces last name "BRAY-um."

RICH BRAHAM'S STATISTICS

YEAR	TEAM	GAMES	STARTS
1994	Arizona	*0	0
	Cincinnati	3	0
1995	Cincinnati	*0	0
1996	Cincinnati	16	16
1997	Cincinnati	16	16
1998	Cincinnati	12	12
1999	Cincinnati	16	16
2000	Cincinnati	9	9
2001	Cincinnati	16	16
2002	Cincinnati	15	15
2003	Cincinnati	16	15
ARIZ. TOTALS		0	0
CIN. TOTALS		119	115
CAREER		119	115

*NOTE: Braham was inactive for 10 games with Arizona in 1994; he was on the Reserve/Injured list for 16 games with Cincinnati in 1995.

IN THE NFL IN 2003...

- Thirteen teams won at least 10 games, the most ever to do so in a season in NFL history.
- Scoring averaged 40.0 points per game (41.7) for the 10th consecutive season.
- Almost a quarter of the games (22 percent) were decided in the last two minutes of regulation or in overtime.
- Overtime games were prevalent again. There were 23 in 2003, second-most all-time to the '02 total of 25. There was at least one overtime game in 11 consecutive weeks from Weeks 2-12, the longest such streak in history. The Carolina Panthers became the first team in history to win three OT games on the road in a season.
- The rushing game played a gigantic role in the season. There were 151 100-yard individual rushing games, the most in history. There were six 1500-yard rushers and four 1600-yard rushers — the most ever in a season. And for only the second time in history (also 1998), there were two 1800-yard rushers (Jamal Lewis and Ahman Green).
- Five players went over 2000 scrimmage yards, the most ever in a season.



Ht: 6-1 Wt: 238
College: Boston College
4th year in NFL*

2003 Games-Starts: 5-0; Career Games-Starts: 48-3
Acquired: FA '03
Born: 1-2-78

A veteran of three previous seasons with the Tennessee Titans, Chamberlin signed with the Bengals as a free agent on Nov. 25 of last season and quickly moved into a starting role on all special teams coverage and return units ... Has seen postseason action in two seasons with Titans ... Increased his tackle totals in each of his three seasons with Tennessee, playing every game his last two seasons with the exception of one missed due to injury ... Finished in double figures in special teams tackles in each of his three Titans seasons.

2003 RECAP: Opened training camp with Tennessee and finished second on Titans in preseason tackles (16) ... Released on Sept. 2 ... Signed as free agent with Bengals on Nov. 25 ... Played for Cincinnati in Games 12-16 on special teams, with 3 tackles ... Made Bengals debut Nov. 30 at Pittsburgh (no statistics) ... Had 1 special teams tackle on Dec. 7 at Baltimore, Dec. 14 vs. San Francisco and Dec. 21 at St. Louis.

PREVIOUS SEASONS: 2000—Drafted by Tennessee in fifth round (160th overall) ... Signed July 7 ... Inactive for Games 1-4, but played in final 12 games, posting 2 tackles on defense and 15 on special teams ... Made NFL debut Oct. 8 at Cincinnati (no statistics) ... Had season-high 3 special teams tackles Oct. 22 at Baltimore ... Had 2 tackles on defense Dec. 25 vs. Dallas ... Played (no statistics) in Wild Card playoff game Jan. 7 vs. Baltimore. **2001**—Played in every game, with 15 tackles (12 solo), including 1 sack, and 10 special teams tackles ... Had 5 tackles on defense Oct. 7 at Baltimore, seeing action after a broken thumb sidelined starter Randall Godfrey ... Had season-high 7 tackles on defense, including drop of Elvis Grbac for first career sack, in Monday night game on Nov. 12 vs. Baltimore. **2002**—Became an unrestricted free agent on Feb. 28, and re-signed with Tennessee on March 9 ... Played in career-high 15 games with his first three

starts, replacing injured Randall Godfrey at MLB in Games 2-3 and 6 ... Did not play in Game 9, Nov. 10 vs. Houston ... Posted career-high 27 tackles (14 solo), with 1 pass defended, and had 10 special teams tackles ... Had 6 tackles in first NFL start, Sept. 15 at Dallas ... Also started on Oct. 13 vs. Jacksonville, posting 6 tackles (3 solo) ... On Oct. 27 at Cincinnati, matched career high with 7 tackles before leaving game with a broken left hand ... On Nov. 24 at Baltimore, recovered a Jamal Lewis fumble in fourth quarter that led to a Joe Nedney field goal ... Had 3 tackles (1 solo) in Divisional playoff victory Jan. 11 vs. Pittsburgh ... Had 1 special teams tackle in AFC Championship Game on Jan. 19 at Oakland.

COLLEGE: Played in 45 games with 23 starts at Boston College ... Led team with 126 tackles as a senior, winning school's Scanlan Award, highest honor bestowed on a Golden Eagle football player ... Earned second-team All-Big East mention as a senior ... Earned *USA Today* national Defensive Player of the Week award as a senior when he sparked a win over Syracuse with 25 tackles, including 3 tackles-for-losses and 1 sack and also had an INT.

PERSONAL: Hometown is Mahwah, N.J. ... Attended Mahwah High School, where as a senior two-way football star he rushed for 900 yards and 14 TDs while logging 114 tackles with 6 forced fumbles ... Also as a senior, won state shot put championship ... Computer science major at Boston College ... Active in community affairs with Titans, working with Second Harvest Food Bank and Jeff Fisher Celebrity Softball Game ... Full name is Frank Jacob Chamberlin.

* — Chamberlin did not earn an accrued year of experience toward NFL free agency in 2003 because he was not on an NFL 53-player roster, a Reserve/Injured list, a Reserve/Physically Unable to Perform list or a Reserve/Non-Football Injury/Europe League list for the required minimum of six games. He is again designated a fourth-year player in 2004.

FRANK CHAMBERLIN'S STATISTICS

YEAR	TEAM	G-S	Defense							Interceptions					Scoring				
			ST	AT	TT	SKS-YDS	PBU	FF	FR-YDS	NO	YDS	AVG	LG	TD	TD	InIRI	FRR1	S	PTS
2000	Tennessee	12-0	0	2	2	0-0	0	0	0-0	—	—	—	—	—	—	—	—	—	—
2001	Tennessee	16-0	12	3	15	1-4	1	0	0-0	—	—	—	—	—	—	—	—	—	—
2002	Tennessee	15-3	14	13	27	0-0	1	0	1-8	—	—	—	—	—	—	—	—	—	—
2003	Cincinnati	5-0	0	0	0	0-0	0	0	0-0	—	—	—	—	—	—	—	—	—	—
TENN. TOTALS		43-3	26	18	44	1-4	2	0	1-8	—	—	—	—	—	—	—	—	—	—
CIN. TOTALS		5-0	0	0	0	0-0	0	0	0-0	—	—	—	—	—	—	—	—	—	—
CAREER		48-3	26	18	44	1-4	2	0	1-8	—	—	—	—	—	—	—	—	—	—

YEAR	TEAM	Special Teams								Kickoff Returns						Punt Returns					
		ST	AT	TT	FF	FR-YDS	BP	BFG	BXP	NO	YDS	AVG	FC	LG	TD	NO	YDS	AVG	FC	LG	TD
2000	Tennessee	12	3	15	0	0-0	0	0	0	—	—	—	—	—	—	—	—	—	—	—	—
2001	Tennessee	7	3	10	0	0-0	0	0	0	—	—	—	—	—	—	—	—	—	—	—	—
2002	Tennessee	7	3	10	0	0-0	0	0	0	—	—	—	—	—	—	—	—	—	—	—	—
2003	Cincinnati	1	2	3	0	0-0	0	0	0	—	—	—	—	—	—	—	—	—	—	—	—
TENN. TOTALS		26	9	35	0	0-0	0	0	0	—	—	—	—	—	—	—	—	—	—	—	—
CIN. TOTALS		1	2	3	0	0-0	0	0	0	—	—	—	—	—	—	—	—	—	—	—	—
CAREER		27	11	38	0	0-0	0	0	0	—	—	—	—	—	—	—	—	—	—	—	—

POSTSEASON

			Defense							Interceptions					Scoring				
YEAR	TEAM	G-S	ST	AT	TT	SKS-YDS	PBU	FF	FR-YDS	NO	YDS	AVG	LG	TD	TD	IntRt	FRtRt	S	PTS
2000	Tennessee	1-0	0	0	0	0-0	0	0	0-0	—	—	—	—	—	—	—	—	—	—
2002	Tennessee	2-0	1	2	3	0-0	2	0	0-0	—	—	—	—	—	—	—	—	—	—
CAREER		3-0	1	2	3	0-0	2	0	0-0	—	—	—	—	—	—	—	—	—	—

YEAR	TEAM	Special Teams								Kickoff Returns						Punt Returns					
		ST	AT	TT	FF	FR-YDS	BP	BFG	BXP	NO	YDS	AVG	FC	LG	TD	NO	YDS	AVG	FC	LG	TD
2002	Tennessee	1	0	1	0	0-0	0	0	0	—	—	—	—	—	—	—	—	—	—	—	—
CAREER		1	0	1	0	0-0	0	0	0	—	—	—	—	—	—	—	—	—	—	—	—

DE



DUANE CLEMONS



92

Ht: 6-5 Wt: 275
College: California
9th year in NFL

2003 Games-Starts: 16-13; Career Games-Starts: 118-72
Acquired: FA '03
Born: 5-23-74

A free-agent acquisition for 2003, Clemons moved into Bengals starting LDE role and tied for team lead in sacks (6) ... Raised his NFL career sack total to 41, most of any current Bengal ... Ranked second on line with 63 tackles (46 solo) ... Former Vikings first-round draft choice ... Played for Minnesota from 1996-99 and for Kansas City from 2000-02 ... Has five seasons with 6 or more sacks, and nine games with 2 or more sacks ... Adept at the art of "sack-and-strip," he has 12 career forced fumbles and 10 fumble recoveries ... Has played in five postseason games.

2003 PARTICIPATION: Released by Kansas City on Feb. 26 ... Signed with Bengals as free agent on May 14 ... Played in every game at LDE and made 13 starts ... Started in Games 2 and 5-16.

2003 HIGHLIGHTS: Made Bengals debut Sept. 7 vs. Denver, and his 4 tackles included 6-yard sack against Steve Beuerlein on third-down play in fourth quarter, forcing a punt ... Had a career-high 3 sacks (for 26 yards) against Drew Bledsoe on Oct. 5 at Buffalo, first Bengal with 3 sacks in a game since DE Justin Smith on 12-9-01 vs. Jacksonville ... All 3 of Clemons' sacks at Buffalo came on third down and forced Bills punts ... On Nov. 9 vs. Houston, his deflection of a David Carr pass led to INT by

CB Terrell Roberts at Texans' 18-yard line with 2:17 to play, helping clinch Bengals victory ... Had 3 tackles (1 solo) on Nov. 16 vs. Kansas City, including a shared tackle on Priest Holmes for no gain on a third-and-one play from the Cincinnati 21 in third quarter, forcing the Chiefs to settle for a field goal ... Had 6 tackles (all solo) Nov. 30 at Pittsburgh, including 2 sacks ... First sack at Pittsburgh was for a 6-yard loss, dropping Tommy Maddox at the Steelers' 30 midway through the fourth quarter, helping force a punt ... Second sack at Pittsburgh dropped Maddox for an 8-yard loss to the Steelers' 12 on the next-to-last play of the game ... Had 3 tackles (1 solo) on Dec. 7 at Baltimore, and made an athletic leap to cover a Jamal Lewis fumble at the Ravens' 39 in the first quarter, setting up a Bengals field goal drive for the game's first score ... Had 5 tackles (2 solo) on Dec. 21 at St. Louis, and forced a fumble by QB Marc Bulger at the St. Louis 14-yard line in first quarter (Rams recovered).

PREVIOUS SEASONS: 1996—Drafted by Minnesota in first round (16th overall) ... Signed July 25 ... A college DE, he began his Vikings career at LB, but was switched back to DE midway through the season ... Saw action in 13 games, finishing the year with 9 tackles and a fumble recovery ... Made NFL debut on special teams Sept. 29 vs. N.Y. Giants ... Had a fumble recovery to set

VETERANS

up a score Nov. 10 vs. Seattle ... Inactive for the final three regular-season games and the playoffs. **1997**—Posted 7 sacks in his sophomore NFL season, playing 13 games for Minnesota with three starts ... Credited with 20 tackles (10 solo), a fumble recovery and 2 forced fumbles ... Ranked second on the team in sacks ... Inactive for the first three games before playing the final 13 ... Registered his first two sacks against Drew Bledsoe on Nov. 2 vs. New England ... Made his first career start Nov. 23 vs. N.Y. Jets, with 2 sacks of Neil O'Donnell, 2 forced fumbles and a fumble recovery. **1998**—Played in all 16 games with four starts as Vikings posted NFL-best and franchise-best 15-1 record ... Had 29 tackles (21 solo) with 2.5 sacks ... Also ranked second on the club with 44 QB pressures, trailing only Pro Bowl DT John Randle ... Had 5-yard sack of Charlie Batch on Sept. 20 vs. Detroit ... Credited with 1.5 sacks of Gus Frerotte for 8 yards Oct. 18 vs. Washington ... Inactive for Divisional playoff game Jan. 10 vs. Arizona, but had 4 QB pressures in NFC Championship game Jan. 17 vs. Atlanta. **1999**—Played in all 16 games with nine starts as Vikings earned NFC Wild Card playoff spot with 10-6 record ... Also started both Vikings playoff games ... Tallied 32 tackles (26 solo) with career-high 9 sacks for 47 yards ... Posted a key fourth-quarter sack of QB Chris Chandler in 17-14 season-opening win Sept. 12 at Atlanta, forcing a field goal attempt that sailed wide left ... Had 2 sacks of Brett Favre for 15 yards Sept. 26 at Green Bay ... Had 2 sacks in overtime win Nov. 14 at Chicago, along with 2 forced fumbles, 2 QB pressures and 4 total tackles ... Recorded his fifth 2-sack game Jan. 2 vs. Detroit ... Made his first playoff start Jan. 9 vs. Dallas, and contributed to a victory with an 8-yard sack of Troy Aikman and 2 QB pressures ... Started in NFC Divisional playoffs on Jan. 16 at St. Louis and produced 2 tackles, a tackle-for-loss, a QB pressure and a pass defended. **2000**—Signed with Kansas City as an unrestricted free agent on March 24 ... Started 12 games at RDE, missing four contests with a hip injury ... Despite missed time due to injury, led all Chiefs defensive linemen with a career-high 75 tackles (39 solo) and tied for second on the team with 7.5 sacks for 36.5 yards ... Had 7 tackles and 3 QB pressures in his Chiefs debut on Sept. 3 vs. Indianapolis ... Posted 8 tackles, with 2.5 sacks and 7 QB pressures on Sept. 10 at Tennessee ... In the game at Tennessee, Clemons had a 1-yard sack against Steve McNair, delivered a hit that knocked McNair out of the game in the fourth quarter, and later had 1.5 sacks of Neil O'Donnell for 13.5 yards ... Inactive for the four games following the Tennessee contest, due to hip injury suffered vs. the Titans ... Started at RDE on Oct. 22 vs. St. Louis, producing 8 tackles and 6 QB pressures, and also had 2 passes defended, 1 of which was intercepted by John Browning ... Had 10 tackles, including 6-yard sack of Rob Johnson, on Nov. 19 vs. Buffalo ... On Nov. 26 at San Diego, sacked Ryan Leaf for 8-yard loss, totaled 4 tackles and had 2 passes defended ... Had 2 sacks of Steve Beuerlein for 5 yards on Dec. 10 vs. Carolina ... Had a season-high 11 tackles, 2 QB pressures and a 3-yard sack of Chris Chandler on Dec. 24 at Atlanta. **2001**—Played 16 games for Chiefs at RDE, with 15 starts ... Led the team with 7 sacks (for 68.5 yards) and led in forced fumbles with a career-high 4 ... Recorded 73 tackles (43 solo), was second on club with 10 QB pressures and had a fumble recovery ...

Had 4 tackles with a 9-yard sack of Tony Banks Sept. 30 at Washington ... Did not start due to knee injury Oct. 7 at Denver, but still amassed 5 tackles and a QB pressure ... Had 7 tackles Oct. 25 vs. Indianapolis, with an 18-yard sack and forced fumble against Peyton Manning ... Had 5 tackles Nov. 4 at San Diego, including 11-yard sack of Doug Flutie that knocked the Chargers QB out of the game ... Sacked Matt Hasselbeck for 9-yard loss Nov. 25 vs. Seattle ... On Dec. 9 at Oakland, shared a 5-yard sack of Rich Gannon, forced a Gannon fumble, and recovered a Tyrone Wheatley fumble ... Had a career-high 12 tackles in overtime win Dec. 16 vs. Denver, with 1.5 sacks against Gus Frerotte and Jarious Jackson for 10 yards, and also a forced fumble ... Recorded 18-yard sack of Mark Brunell, with a forced fumble, on second play of game in victory Dec. 30 at Jacksonville. **2002**—Started all 16 Chiefs games at RDE, starting all 16 in a season for the first time in his career ... Played his 100th NFL game Dec. 15 at Denver ... Ranked third on Kansas City's defensive line in tackles (65) and QB pressures (7) ... Had 4 stops behind the line, 2 sacks for 11 yards and a forced fumble ... Also returned a fumble 42 yards for his first NFL touchdown, scoring in victory Dec. 8 vs. St. Louis (fumble by QB Jamie Martin) ... Had 5 tackles, including a 7-yard sack with a forced fumble against Kelly Holcomb, in season-opening victory Sept. 8 at Cleveland; Chiefs recovered the fumble, setting up 15-yard Priest Holmes TD run ... Credited with season-high 9 tackles (6 solo) Sept. 22 at New England ... Had 2 tackles and 3 QB pressures in win Sept. 29 vs. Miami ... Had 7 tackles and a 4-yard sack of Jeff Garcia on Nov. 10 at San Francisco ... Had 7 tackles in contributing to shutout win (49-0) on Dec. 1 vs. Arizona.

BLEDISOE-BASHER: Playing for Minnesota, Clemons recorded his first 2 NFL sacks against New England's Drew Bledsoe on Nov. 2, 1997. Last season, playing for the Bengals, Clemons encountered Bledsoe in a Buffalo uniform on Oct. 5 and sacked him a career-high 3 times. It was the first 3-sack performance by a Bengal since DE Justin Smith recorded 3 vs. Jacksonville on Dec. 9, 2001.

COLLEGE: Entered NFL Draft after his junior season at California ... Set an NCAA record with 7 blocked kicks as a junior in 1995, and finished second in the Pac-10 with 10.5 sacks, third-most in a season in school history ... Was a consensus All-Pac-10 selection and a first-team All-America pick by *Football News* ... Sat out 1994 due to a grade discrepancy that wasn't corrected until the professor returned from Africa three games into the season ... Named 1993 recipient of the Joe Roth Award, given annually to a Cal player for courage, sportsmanship and leadership.

PERSONAL: Hometown is Riverside, Calif. ... Played DE and TE at John W. North High School, earning All-California Interscholastic Federation honors ... Served as a mentor at a middle school in West Oakland ... Was involved in the Big Brother/Big Sister Program while attending college ... As a Chiefs player, made visits to the Bridge Home for Children in Kansas City ... Earned degree in ethnic studies from University of California ... Married (wife Rana) with a daughter, Brea (7) and a son, Duane, Jr. (6).

DUANE CLEMONS' STATISTICS

			Defense						Interceptions					Scoring					
YEAR	TEAM	G-S	ST	AT	TT	SKS-YDS	PBU	FF	FR-YDS	NO	YDS	AVG	LG	TD	TD	IntRt	FRRI	S	PTS
1996	Minnesota	13-0	4	5	9	0-0	0	0	1-8	—	—	—	—	—	0	0	0	0	0
1997	Minnesota	13-3	10	10	20	7-33	1	2	1-0	—	—	—	—	—	0	0	0	0	0
1998	Minnesota	16-4	21	8	29	2.5-13	1	0	0-0	—	—	—	—	—	0	0	0	0	0
1999	Minnesota	16-9	26	6	32	9-47	3	3	4-0	—	—	—	—	—	0	0	0	0	0
2000	Kansas City	12-12	39	36	75	7.5-36.5	6	1	1-0	—	—	—	—	—	0	0	0	0	0
2001	Kansas City	16-15	43	30	73	7-68.5	0	4	1-0	—	—	—	—	—	0	0	0	0	0
2002	Kansas City	16-16	31	34	65	2-11	0	1	1-42	—	—	—	—	—	1	0	1	0	6
2003	Cincinnati	16-13	46	17	63	6-46	2	1	1-0	—	—	—	—	—	0	0	0	0	0
MINN. TOTALS		58-16	61	29	90	18.5-93	5	5	6-8	—	—	—	—	—	0	0	0	0	0
K.C. TOTALS		44-43	113	100	213	16.5-116	6	6	3-42	—	—	—	—	—	1	0	1	0	6
CIN. TOTALS		16-13	46	17	63	6-46	2	1	1-0	—	—	—	—	—	0	0	0	0	0
CAREER		118-72	220	146	366	41-255	13	12	10-50	—	—	—	—	—	1	0	1	0	0

— CLEMONS' 2003 GAME-BY-GAME DEFENSIVE STATISTICS —

DATE	OPPONENT	ST	AT	TT	SKS-YDS	INT-YDS	PBU	FF	FR-YDS
9-7	DENVER	4		0	4	1-6	0-0	0	0-0
9-14	at Oakland	2	2	4	0-0	0-0	0	0	0-0
9-21	PITTSBURGH	6	2	8	0-0	0-0	0	0	0-0
9-28	at Cleveland	3	0	3	0-0	0-0	0	0	0-0
10-5	at Buffalo	6	1	7	3-26	0-0	0	0	0-0
10-12	—BYE—								
10-19	BALTIMORE	5	2	7	0-0	0-0	0	0	0-0
10-26	SEATTLE	2	1	3	0-0	0-0	0	0	0-0
11-2	at Arizona	1	1	2	0-0	0-0	0	0	0-0
11-9	HOUSTON	3	0	3	0-0	0-0	1	0	0-0
11-16	KANSAS CITY	1	2	3	0-0	0-0	0	0	0-0
11-23	at San Diego	0	1	1	0-0	0-0	0	0	0-0
11-30	at Pittsburgh	6	0	6	2-14	0-0	1	0	0-0
12-7	at Baltimore	1	2	3	0-0	0-0	0	0	1-0
12-14	SAN FRANCISCO	3	0	3	0-0	0-0	0	0	0-0
12-21	at St. Louis	2	3	5	0-0	0-0	0	1	0-0
12-28	CLEVELAND	1	0	1	0-0	0-0	0	0	0-0
TOTALS		46	17	63	6-46	0-0	2	1	1-0

— POSTSEASON —

			Defense						Interceptions					Scoring					
YEAR	TEAM	G-S	ST	AT	TT	SKS-YDS	PBU	FF	FR-YDS	NO	YDS	AVG	LG	TD	TD	IntRt	FRRt	S	PTS
1996	Minnesota	0-0	DID NOT PLAY*												DID NOT PLAY*				
1997	Minnesota	2-0	2	0	2	0-0	0	0	0-0	—	—	—	—	—	—	—	—	—	—
1998	Minnesota	1-0	0	0	0	0-0	0	0	0-0	—	—	—	—	—	—	—	—	—	—
1999	Minnesota	2-2	1	3	4	1-8	1	0	0-0	—	—	—	—	—	—	—	—	—	—
CAREER		5-2	3	3	6	1-8	1	0	0-0	—	—	—	—	—	—	—	—	—	—

*NOTE: Clemons was inactive for one postseason game with Minnesota in the 1996 season.

BIGGEST IMPROVEMENT IN NFL

Admittedly, the 2003 Bengals had plenty of room to improve after a franchise-worst 2-14 record in 2002. But they made good use of it, as their six-game improvement to an 8-8 finish was the biggest in the NFL last season.

Three teams made five-game improvements. New England went from 9-7 to an NFL-best 14-2; Kansas City went from 8-8 to 13-3; and Dallas went from 5-11 to 10-6.

The six-game rise tied for second-largest in Bengals history. The 1988 Bengals went 12-4, 7.5 games better than the 4-11 edition of '87, and the '81 Bengals were six games better at 12-4 than the 6-10 team of '80. The 1981 and '88 Bengals both won AFC Championships.



HERBERT GOODMAN



29

Ht: 5-11 Wt: 205
College: Graceland
3rd year in NFL

2003 Games-Starts: 0-0; Career Games-Starts: 12-0
Acquired: FA '04
Born: 8-31-77

A former small-college star who jumped straight from NAIA Division II ranks to the Green Bay Packers in 2000, Goodman signed with Bengals as a free agent on 2-12-04 ... A former NFL Europe season rushing leader, he also led Packers in yards from scrimmage during '03 preseason.

2003 RECAP: Signed with Green Bay as a free agent July 29 ... In preseason, led Packers with 198 scrimmage yards, rushing 32-for-98 and adding 100 yards on a team-high 11 pass receptions ... Tied for team lead in preseason TDs (2), with 1 rushing and 1 receiving ... Waived Sept. 1.

PREVIOUS SEASONS: 2000—Signed with Green Bay as college free agent on April 20 ... Led team in preseason with 198 rushing yards (on 40 carries), scoring 2 TDs, and was only college free agent to make 53-player roster for season opener ... In regular season, played in five games (Games 2-6), and was active but did not play in Games 1 and 7 ... Waived Oct. 27, signed to Green Bay practice squad Nov. 1, and remained on practice squad until re-signed to 53-player roster Nov. 29 ... On inactive list for Games 13-16 ... Active but did not play for regular-season opener Sept. 3 vs. N.Y. Jets ... Made NFL debut in Game 2, Sept. 10 at Buffalo ... Filled in for injured Allen Rossum as KOR Oct. 8 at Detroit and averaged 32.3 yards on 4 returns, including 54-yarder that set up a TD. **2001**—Played in seven games (Games 3, 5 and 12-16) and was inactive for the other nine ... Made two key special teams plays in win Sept. 30 at Carolina, forcing a Steve Smith fumble on a kickoff return to set up a Packers TD and later downing a punt at Carolina 1-yard line, setting up field position that helped produce another score ... Played in last five regular season games, replacing injured Rondell Mealey on active list ... Had 1 special teams tackle in Wild Card playoff win Jan. 13 vs. San Francisco, and had 2 KO returns for 33 yards in Divisional

playoff Jan. 20 at St. Louis. **2002**—Played in spring for Scottish Claymores of NFL Europe League, leading the NFLLE in rushing with 877 yards on 206 carries, with 6 TDs ... Saw action with Green Bay in preseason, rushing 7-for-26 and averaging 23.0 yards on 2 KOR ... Placed on Injured Reserve Sept. 2, due to torn knee ligament (MCL); was waived Sept. 6 with injury settlement ... Signed Oct. 3 to Oakland practice squad ... Released from Raiders practice squad Oct. 22; re-signed to practice squad Oct. 23; again released from Raiders practice squad Oct. 31 ... Signed Nov. 6 to Indianapolis practice squad, and remained with Colts until practice squad contract expired 1-13-03.

COLLEGE: Starred at Graceland Univ. in Lamoni, Iowa, in 1998-99, setting school records for single-season rushing (1399 yards) and career rushing (2385) ... Led NAIA Division II as a senior in scoring (150 points on 25 TDs) and in yards per carry (6.9) ... Rushed for 312 yards in a 1999 game vs. William Jewell ... Played in 1995-96 for College of the Sequoias in Visalia, Calif., earning JC All-America honors in '96.

PERSONAL: Hometown is Homestead, Fla. ... Attended Homestead High School, where he lettered in track as well as football ... Active in community service, he has sponsored a Miami-area YMCA wrestling team, coached a Miami inner-city Pop Warner football team and has spoken to Green Bay area elementary school students on the importance of reading ... Recreation major at Graceland University ... Full name is Herbert James Goodman.

* — Goodman did not earn an accrued year of experience toward NFL free agency in 2002 or '03 because he was not on an NFL 53-player roster, a Reserve/Injured list, a Reserve/Physically Unable to Perform list or a Reserve/Non-Football Injury/Europe League list for the required minimum of six games in either season. He is again designated a third-year player in 2004.

HERBERT GOODMAN'S STATISTICS

			Rushing					Receiving					Scoring								
YEAR	TEAM	G-S	ATT	YDS	AVG	LG	TD	NO	YDS	AVG	LG	TD	TD	TD-R	TD-P	TD-RI	2-PIC	PTS			
2000	Green Bay	5-0	3	-2	-0.7	3	0	1	0	0.0	0	0	—	—	—	—	—	—			
2001	Green Bay	7-0	1	-1	-1.0	1	0	0	0	—	—	0	—	—	—	—	—	—			
2002	Oakland	0-0	DID NOT PLAY**					DID NOT PLAY**					DID NOT PLAY**								
	Indianapolis	0-0	DID NOT PLAY**					DID NOT PLAY**					DID NOT PLAY**								
2003		0-0	DID NOT PLAY**					DID NOT PLAY**					DID NOT PLAY**								
CAREER		12-0	4	-3	-0.8	3	0	1	0	0.0	0	0	—	—	—	—	—	—			
			Special Teams							Kickoff Returns					Punt Returns						
YEAR	TEAM	ST	AT	TT	FR- YDS	FF	BP	BFG	BXP	NO	YDS	AVG	FC	LG	TD	NO	YDS	AVG	FC	LG	TD
2000	Green Bay	0	0	0	0	0-0	0	0	0	4	129	32.3	0	54	0	—	—	—	—	—	—
2001	Green Bay	2	1	3	1	0-0	0	0	0	1	21	21.0	0	21	0	—	—	—	—	—	—
CAREER		2	1	3	1	0-0	0	0	0	5	150	30.0	0	54	0	—	—	—	—	—	—

POSTSEASON

			Rushing					Receiving					Scoring					
YEAR	TEAM	G-S	ATT	YDS	AVG	LG	TD	NO	YDS	AVG	LG	TD	TD	TD-R	TD-P	TD-RI	2-PIC	PTS
2001	Green Bay	2-0	0	0	—	—	0	—	—	—	—	—	—	—	—	—	—	—
2002	Indianapolis	0-0	DID NOT PLAY**					DID NOT PLAY**					DID NOT PLAY**					
CAREER		2-0	0	0	—	—	0	—	—	—	—	—	—	—	—	—	—	—

YEAR TEAM	ST	AT	TT	FF	Special Teams				Kickoff Returns						Punt Returns					
					YDS	BP	BFG	BXP	NO	YDS	AVG	FC	LG	TD	NO	YDS	AVG	FC	LG	TD
2001 Green Bay	1	0	1	0	0-0	0	0	0	2	33	16.5	0	20	0	—	—	—	—	—	—
CAREER	1	0	1	0	0-0	0	0	0	2	33	16.5	0	20	0	—	—	—	—	—	—

**NOTE: Goodman was on the practice squad for four regular-season games with Oakland, as well as eight regular-season games and one-postseason game with Indianapolis in 2002. He was not with an NFL team in 2003.

K



SHAYNE GRAHAM

Ht: 6-0 Wt: 197

College: Virginia Tech

4th year in NFL

2003 Games-Starts: 16-0; Career Games-Starts: 33-0

Acquired: W (Car.) '03

Born: 12-9-77



17

Graham enters his first Bengals training camp in 2004 after setting a team record for field goal accuracy last season ... Made 88.0 percent of his tries (22-25), kicking in every game after being acquired on waivers from Carolina the week of the regular-season opener ... Also was perfect on PATs (40-40) and handled kickoffs ... Lost a roster battle in Carolina's 2003 preseason with 13-year veteran John Kasay ... Kicked for Buffalo in 2001 and for Carolina in '02 ... Became a restricted free agent on 3-2-04, was tendered an offer sheet by Jacksonville, and Bengals matched the offer on 3-5-04.

2003 PARTICIPATION: Spent preseason with the Carolina Panthers, and was acquired by the Bengals on waivers on Sept. 1 ... Played in all 16 games for Cincinnati, handling placekicks and kickoffs.

2003 HIGHLIGHTS: Graham's 88.0 percent field goal accuracy (22-of-25) broke the team record of 84.8 percent set in 1994 by Doug Pelfrey (28-for-33) ... Graham ranked tied for second in the AFC in FG accuracy and tied for fifth in NFL ... Two of his three misses were beyond 50 yards, a 54-yarder Oct. 5 at Buffalo that had the distance but was wide left, and a 52-yarder Dec. 28 vs. Cleveland that hit the left upright ... Went 40-for-40 on PATs, extending perfect NFL career mark on PATs to 68-for-68 ... Had the second-most made PATs without a miss or block in Bengals history, behind only Pelfrey's 41-for-41 in 1996 ... Had 6 special teams tackles ... Ranked tied for 13th in NFL with 62.2-yard average kickoff distance ... Had 4 touchbacks on kickoffs, and aided Bengals to No. 10 league ranking in opponents' return average (20.7) ... Made Bengals debut Sept. 7 vs. Denver and hit 26-yard FG for team's first score of the year after making a 21-yarder on previous play that was nullified by a false start penalty ... Made 3-of-4 FG tries Oct. 5 at Buffalo,

connecting from 39, 37 and 30 yards, and also making a 34-yarder that was nullified by a false start penalty ... Had 44-yard FG on Oct. 19 vs. Baltimore, tying what was his longest of year to that point, and also made a 37-yarder ... Made FGs of 30 and 25 yards Oct. 26 as Bengals defeated 5-1 Seattle ... Made a pair of 40-yard field attempts Nov. 9 vs. Houston, including one with 2:32 remaining that gave the Bengals final victory margin of 34-27 ... Also vs. Houston, tied for the club lead with 2 special teams tackles ... Made both field goal attempts on Nov. 23 at San Diego, a 37-yarder and a 47-yarder ... Made his only field goal attempt Nov. 30 at Pittsburgh, nailing 44-yarder in fourth quarter, and hit all 3 of his PAT tries ... Made both field goal attempts Dec. 14 vs. San Francisco, a 34-yarder in third quarter and a 30-yarder in the fourth ... Made his only FG attempt Dec. 21 at St. Louis, a season-long 48-yarder on the last play of the first half ... Missed his final try of the season, a 52-yarder Dec. 28 vs. Cleveland that hit the left upright ... In preseason for Carolina, went 2-for-4 on FGs, connecting from 24 and 42 yards and missing from 55 and 44.

PREVIOUS SEASONS: 2000—Entered NFL on June 30 as college free agent signee with New Orleans ... Made 1 PAT in preseason and had no FG attempts ... Waived by Saints on Aug. 22. **2001**—Signed April 27 as free agent with Seattle ... Went 6-for-6 on PATs in preseason for Seahawks, but his only FG attempt (42 yards) was blocked, and he was waived on Sept. 2 ... Signed Nov. 27 as free agent with Buffalo and played in Bills' final six games, scoring 25 points with 6-for-8 reading on FGs and 7-for-7 finish on PATs ... In his first NFL contest, Dec. 2 at San Francisco, missed a 49-yard FG try on the last play of the first half ... Kicked his first 2 NFL field goals (20 and 27 yards) on Dec. 9 vs. Carolina, providing key points in 25-24 Bills victory ... Went

3-for-4 on FGs on Dec. 16 vs. New England, connecting from 41, 25 and 41 yards and missing from 43. **2002**—Signed by Seattle on May 13 as free agent ... Opened training camp with Seahawks, and was waived Aug. 13 ... Signed as free agent Sept. 28 by Carolina ... Played in 11 of Panthers' last 13 games, with DNP's in Games 7 and 11 ... Led Panthers in scoring with 60 points, going 13-for-18 on FGs and 21-for-21 on PATs ... Made two 50-yard FGs, his only tries of the year from 50 or more ... Tied Richie Cunningham's Carolina record with 6 PATs in 52-31 win Dec. 8 vs. Bengals ... Had a rocky start in Panthers debut on Sept. 29 at Green Bay, missing wide right on 24-yard FG try with 0:16 remaining in a 17-14 loss, but he rebounded Oct. 6 vs. Arizona with FGs of 32 and 48 yards ... Had career-long 50-yard FG Oct. 13 at Dallas, and also connected from 44 yards while missing another 44-yarder that hit the crossbar ... Scored all 9 Panthers points Oct. 20 vs. Tampa Bay, with FGs from 20, 39 and 47 yards ... Made FGs of 43 and 44 yards in 13-6 victory Dec. 1 at Cleveland ... Had a 25-yard FG and 3 PATs in 24-14 victory Dec. 22 vs. Chicago ... Tied

his career-long FG made with a 50-yarder Dec. 29 at New Orleans for the final points in 10-6 Panthers win.

COLLEGE: Left Virginia Tech as the all-time scoring leader in school history and Big East history with 371 points ... Connected on 68-of-93 field goal attempts (73.1 percent) in his four-year career for Hokies ... Was second player besides current Philadelphia Eagles QB Donovan McNabb to be named first-team All-Big East four consecutive seasons ... As a senior in 1999, earned Big East Special Teams Player of the Year honors after leading the conference and breaking the school's single-season scoring record with 107 points on 56-of-57 extra points and 17-of-22 FGs ... Set Virginia Tech and Big East record with 97 consecutive successful PATs.

PERSONAL: Born in Radford, Va. ... Attended Pulaski County High School in Dublin, Va. ... Full name is Michael Shayne Graham ... Has done volunteer work as a speaker at schools and at community organizations benefiting children.

SHAYNE GRAHAM'S STATISTICS

		Scoring						Field Goals									
YEAR	TEAM	G-S	XP-XPA	BXP	FG-FGA	BFG	PTS	1-19	20-29	30-39	40-49	50+	LG	TOT	FG%		
2000		0-0	DID NOT PLAY*						DID NOT PLAY*								
2001	Buffalo	6-0	7-7	0	6-8	0	25	0-0	4-4	0-0	2-4	0-0	41	6-8	75.0		
2002	Carolina	11-0	21-21	0	13-18	1	60	1-1	2-4	2-3	6-8	2-2	50	13-18	72.2		
2003	Cincinnati	16-0	40-40	0	22-25	0	106	0-0	5-5	10-10	7-8	0-2	48	22-25	88.0		
CAREER		33-0	68-68	0	41-51	1	191	1-1	11-13	12-13	15-20	2-4	50	41-51	80.4		
		Special Teams								Punting							
YEAR	TEAM	ST	AT	TT	FF	FR-YDS	BP	BFG	BXP	NO	YDS	AVG	NET	TB	IN-20	LG	BLK
2001	Buffalo	3	0	3	0	0-0	0	0	0	—	—	—	—	—	—	—	—
2003	Cincinnati	4	2	6	0	0-0	0	0	0	—	—	—	—	—	—	—	—
CAREER		7	2	9	0	0-0	0	0	0	—	—	—	—	—	—	—	—

*NOTE: Graham was not with an NFL team in 2000.

GRAHAM'S SINGLE-GAME HIGHS

FIELD GOALS — Attempts: 4 (3 times); most recently at Buff. 10-5-03 (for Cin.); Made: 3 (3 times); most recently at Buff. 10-5-03 (3-for-4) (for Cin.); Missed: 2 at Cle. 12-1-02 (2-for-4) (for Car.); Long: 50 (twice); most recently at N.O. 12-29-02 (for Car.).

EXTRA POINTS — Attempts: 6 vs. Cin. 12-8-02 (for Car.); Made: 6 vs. Cin. 12-8-02 (for Car.); Missed: None.

POINTS — Total: 11 vs. S.F. 12-14-03 (2 FG, 5 PAT) (for Cin.).

GRAHAM'S 2003 GAME-BY-GAME STATISTICS

		Scoring					Field Goals							
DATE	OPPONENT	XP-XPA	BXP	FG-FGA	BFG	PTS	1-19	20-29	30-39	40-49	50+	LG	TOT	FG%
9-7	DENVER	1-1	0	1-1	0	4	0-0	1-1	0-0	0-0	0-0	26	1-1	100.0
9-14	at Oakland	2-2	0	2-2	0	8	0-0	1-1	1-1	0-0	0-0	31	2-2	100.0
9-21	PITTSBURGH	1-1	0	1-1	0	4	0-0	0-0	0-0	1-1	0-0	44	1-1	100.0
9-28	at Cleveland	3-3	0	0-0	0	3	0-0	0-0	0-0	0-0	0-0	—	0-0	—
10-5	at Buffalo	1-1	0	3-4	0	10	0-0	0-0	3-3	0-0	0-1	39	3-4	75.0
10-12	—BYE—													
10-19	BALTIMORE	4-4	0	2-2	0	10	0-0	0-0	1-1	1-1	0-0	44	2-2	100.0
10-26	SEATTLE	3-3	0	2-2	0	9	0-0	1-1	1-1	0-0	0-0	30	2-2	100.0
11-2	at Arizona	2-2	0	0-0	0	2	0-0	0-0	0-0	0-0	0-0	—	0-0	—
11-9	HOUSTON	4-4	0	2-2	0	10	0-0	0-0	0-0	2-2	0-0	40	2-2	100.0
11-16	KANSAS CITY	3-3	0	1-2	0	6	0-0	1-1	0-0	0-1	0-0	27	1-2	50.0
11-23	at San Diego	4-4	0	2-2	0	10	0-0	0-0	1-1	1-1	0-0	47	2-2	100.0
11-30	at Pittsburgh	3-3	0	1-1	0	6	0-0	0-0	0-0	1-1	0-0	44	1-1	100.0
12-7	at Baltimore	1-1	0	2-2	0	7	0-0	1-1	1-1	0-0	0-0	38	2-2	100.0
12-14	SAN FRANCISCO	5-5	0	2-2	0	11	0-0	0-0	2-2	0-0	0-0	34	2-2	100.0
12-21	at St. Louis	1-1	0	1-1	0	4	0-0	0-0	0-0	1-1	0-0	48	1-1	100.0
12-28	CLEVELAND	2-2	0	0-1	0	2	0-0	0-0	0-0	0-0	0-1	—	0-1	0.0
TOTALS		40-40	0	22-25	0	106	0-0	5-5	10-10	7-8	0-2	48	22-25	88.0



Ht: 6-4 Wt: 259

College: Illinois
9th year in NFL

2003 Games-Starts: 16-16; Career Games-Starts: 118-114

Acquired: UFA (Dall.) '03

Born: 7-24-73

A major Bengals free-agent acquisition last season, Hardy quickly moved into a leadership role and was the team's top tackler (124) ... Also led the defense in snaps played ... Tackling title was the fourth team crown of his career, as he won three at Jacksonville from 1998-2000 ... Played in two AFC Championship games for Jacksonville, and was All-Pro and Pro Bowl selection for Jaguars in 1999 ... Played MLB for Bengals in 2003, but enters '04 training camp back at the OLB spot where he played most of his previous seasons.

2003 PARTICIPATION: Signed with Bengals on March 7 as unrestricted free agent ... Started all 16 games at MLB ... Started 15 or more games for the fifth time in the last six seasons ... Played a team-leading 1030 of the 1038 defensive snaps (99.2 percent).

2003 HIGHLIGHTS: Hardy's team-leading 124 tackles were 7 more than second-place Brian Simmons, and his 75 solo tackles were second on the team to OLB Simmons' 78 ... Had 4 passes defended, 1 forced fumble, 1 fumble recovery for a TD and 1.5 sacks ... Was chosen by teammates as one of four permanent captains for remainder of the '03 season when voting was held prior to Game 12 ... On Dec. 14 vs. San Francisco, picked up a Jeff Garcia fumble at 49ers' 10-yard line in second quarter and ran it in for his first NFL touchdown, giving Cincinnati a 14-0 lead ... Led the team with 7 tackles (5 solo) Sept. 14 at Oakland ... Led the team with 10 tackles (7 solo) in victory Sept. 28 at Cleveland ... Tied for team lead with 9 tackles (5 solo) and 1 pass defended on Oct. 26 vs. Seattle ... Had 5 tackles (2 solo) on Nov. 16 vs. Kansas City, including a stop on Priest Holmes for a 1-yard loss after he caught a screen pass in the second quarter, helping force a punt ... Led the team with 15 tackles (10 solos) on Nov. 30 at Pittsburgh, second-highest tackles total by a Bengals player in 2003 ... Also at Pittsburgh, shared sack with OLB Brian Simmons on Charlie Batch for 2-yard loss to Cincinnati's 12-yard line ... Led the LBs with 6 tackles (5 solo) on Dec. 7 at Baltimore, including a 10-yard sack of Anthony Wright ... Led team with 11 tackles (8 solo) Dec. 21 at St. Louis ... Tied for team lead with 10 tackles (6 solo) Dec. 28 vs. Cleveland.

PREVIOUS SEASONS: **1996**—Drafted by Jacksonville in first round (second overall) ... First defensive player chosen in draft, as No. 1 overall selection was WR Keyshawn Johnson ... Played every game, with 15 starts at strong-side LB, and earned consensus all-rookie honors after a debut season that saw him finish third in the NFL among rookies in sacks (5.5) and second on the team

in tackles (130) ... Shared the team lead in interceptions (2) ... In three post-season games, he led the team with 32 tackles ... Hardy's impact on the NFL was felt in season opener Sept. 1 vs. Pittsburgh, as he sacked Jim Miller in the third quarter and intercepted a Mike Tomczak pass in the fourth quarter to set up drive for a final and decisive TD in a 24-9 win ... Had 3 sacks in his first four games ... On Oct. 13 vs. N.Y. Jets, aided 21-17 victory with a 13-yard INT against Frank Reich to set up a field goal ... Led the team with a season-high 16 tackles on Nov. 24 at Baltimore while forcing an Earnest Byner fumble 4:01 into overtime which set up Mike Hollis' game-winning field goal in a 28-25 victory ... Had his first multiple sack game with 1.5 against Chris Chandler on Dec. 8 at Houston ... In his first career post-season action, led the team with 12 tackles Dec. 28 at Buffalo ... Led the team again with 12 tackles in Divisional playoff win Jan. 4 at Denver ... In the AFC Championship Game Jan 12 at New England, Hardy made 8 tackles and forced a fumble in the third quarter to set up a field goal. **1997**—Hardy's sophomore campaign for Jacksonville was hampered by injuries that forced him to miss three starts and limited his play in several other games ... Finished with 11 starts at strong-side linebacker and saw action in 13 games, posting 73 tackles, 2.5 sacks, 5 QB pressures and 3 tackles-for-loss ... Suffered a sprained medial collateral ligament in his left knee in first quarter Oct. 19 at Dallas, and was inactive the next three games before returning to the starting lineup Nov. 23 at Cincinnati, where he recorded a sack of Boomer Esiason ... Saw limited action in the last three regular-season games, due to lingering effects from his knee injury, but he started in Wild Card playoff game Dec. 27 at Denver, making 8 tackles. **1998**—Started all 16 games for the first time in his career after moving from strong-side to weak-side LB for Jaguars ... Set a team record with 186 tackles, earning honorable mention All-Pro honors by Associated Press ... Had 10 or more tackles in 13 regular-season games, as well as both Jacksonville playoff games ... Received defensive Game Ball in back-to-back games on Sept. 27 and Oct. 12 ... Had 11 tackles and a shared sack in the Sept. 27 game at Tennessee, and had 8 tackles plus a pressure with a tackle-for-loss in the Oct. 12 game vs. Miami ... Earned his third defensive Game Ball of the season Nov. 1 at Baltimore, when he had a career-high 20 tackles (16 solo) and also forced a Ravens fumble ... Made the third INT of his career against Trent Dilfer on Nov. 15 vs. Tampa Bay, and he followed that two weeks later with his second interception of the season Nov. 29 at Cincinnati when he picked off a Paul Justin pass to set up a touchdown ... Also at Cincinnati, he recovered a Bengals fumble and earned his fourth defense Game Ball of sea-

son ... Continued his outstanding season in the playoffs by leading the team with 33 tackles in two games ... Opened playoff action with 10 tackles, 2 QB pressures and 2 tackles-for-loss in AFC Wild Card win Jan. 3 vs. New England ... Set a franchise record (postseason or regular season) when he made 23 tackles in the AFC Divisional playoff game on Jan. 10 at N.Y. Jets ... Also at Jets, recorded the first playoff sack of his career (Vinny Testaverde) and forced a fumble. **1999**—Garnered consensus All-Pro recognition in his fourth Jacksonville season, leading the Jaguars to a 14-2 season and a berth in the AFC Championship Game ... Also earned starting nod at outside LB for the AFC Pro Bowl squad, his first Pro Bowl selection ... Honors came his way after he led the team in tackles for the second straight season (153) and led all AFC linebackers with 10.5 sacks ... On Oct. 17 vs. Cleveland, Hardy sparked a comeback win by recovering Terry Kirby's fumble at the Browns' 25-yard line in the third quarter, setting up the go-ahead touchdown ... Also vs. Cleveland, he sacked Tim Couch in the fourth quarter and led the team with a season-high 16 tackles ... Hardy had a team-leading 13 tackles Oct. 31 at Cincinnati, with 4 QB pressures, a sack of Akili Smith and a forced fumble against Corey Dillon at Bengals' 8-yard line to set up Jaguars TD ... Recorded the first 2-sack game of his career Nov. 7 at Atlanta, downing Chris Chandler twice in the second half ... In Jaguars' win Nov. 28 at Baltimore, Hardy made two big plays late, sacking Tony Banks on a 3rd-and-15 play with 1:24 left and then forcing a Banks fumble on the game's final play to seal the win ... In regular-season finale Jan. 2 vs. Cincinnati, he recorded 20th sack of his career with a takedown of Jeff Blake ... In postseason play, Hardy recorded a team-high 23 tackles in the two games, leading team in stops in both games ... Finished with 8 tackles and 4 QB pressures in Divisional playoff rout Jan. 15 vs. Miami ... Logged 15 tackles and 1 pass defended in AFC Championship Game Jan. 23 vs. Tennessee, and forced a Frank Wycheck fumble at Jaguars' 1-yard line in the third quarter to prevent a TD. **2000**—For the third consecutive year, Hardy started all 16 games and led Jacksonville in tackles (149) ... Led or shared the team lead in tackles in seven games, including the last six ... Had season-high 13 tackles Oct. 1 vs. Pittsburgh ... Made his first interception of the season Nov. 19 at Pittsburgh, leading to the team's first touchdown ... Led team with 9 tackles Dec. 3 vs. Cleveland, and had a sack which forced a Spergon Wynn fumble that was recovered by Mike Logan and led to a touchdown ... Led the team with 10 tackles Dec. 17 at Cincinnati, and forced and recovered a fumble by Corey Dillon that led to 7-0 halftime lead for the Jags. **2001**—Suffered a knee injury and missed Jacksonville's final seven games of the year ... Despite starting just nine games, he finished third on the team with 98 tackles and 5.5 sacks ... Opened season with 12 tackles, a forced fumble and a career-high tying 2 sacks Sept. 9 vs. Pittsburgh ... Ranked second on the team with 17 tackles Sept. 30 vs. Cleveland, and recorded his second multiple-sack game of the season with 2 ... Led the

team with 15 tackles Oct. 28 at Baltimore, contributing 1.5 sacks and 3 pressures of Randall Cunningham ... Led the team with 14 tackles Nov. 11 vs. Cincinnati ... Suffered articular cartilage damage in his left knee in practice on Nov. 22 and was inactive against Baltimore Nov. 25, ending his team-record streak of 58 consecutive starts ... He was deactivated the next two weeks before being placed on Injured Reserve Dec. 11. **2002**—Signed with Dallas on April 14 as an unrestricted free agent after six seasons with Jacksonville ... Played all 16 games for the fourth time in five seasons, and made 15 starts, coming off bench Nov. 24 vs. Jacksonville when Cowboys opened in a formation with five DBs ... Ranked third on Cowboys in total tackles (114) and solos (73) ... Led the team in forced fumbles (3), ranked second in passes defended (10), was tied for third in sacks (2) and ranked fourth in QB pressures (18) ... Tied for the team lead with 9 tackles Sept. 15 vs. Tennessee, and had an 8-yard sack of Steve McNair along with a forced fumble ... Recorded a season-high 15 tackles, plus a pass defended, Oct. 13 vs. Carolina ... Had an outstanding game against his former teammates Nov. 24 vs. Jacksonville, getting 5 tackles, a sack and forced fumble that Dallas recovered ... Also vs. Jacksonville, broke up 2 passes and pressured QB Mark Brunell into throwing a pass that Roy Williams intercepted.

COLLEGE: The 1995 winner of the Butkus Award, given annually to the best linebacker in college football, Hardy finished his career ninth on Illinois' career list with 330 tackles, fourth in sacks (18) and fourth with 38 stops behind the line ... Consensus All-America and All-Big Ten Conference first-team selection as a senior, finishing second on team with 105 tackles, 11 sacks for 103 yards and 15 stops for losses of 115 yards ... Also as a senior, forced 5 fumbles and tied for the team lead with 3 INTs.

PERSONAL: Hometown is Evansville, Ind. ... Attended Harrison High School, where he earned Region Player of the Year honors as a senior and was a first-team selection by *SuperPrep* magazine ... Played both ways, and in addition to 127 tackles as a senior, he caught 32 passes for 610 yards and 13 TDs, rushed 55-for-410, and was 15-for-344 on kickoff returns and 6-for-42 on punt returns ... A nine-time prep letterman in football, basketball and track, and was a cum laude honor roll student at Harrison ... Earned a marketing degree from Illinois, and has attended graduate school to pursue a second business degree ... Has spoken frequently at civic functions and at schools, and has participated in fundraisers for the Boys & Girls Club and the Leukemia Society ... Founded the YIELD Foundation (Youth Institute for Education, Leadership and Development) in 1997 to provide a learning and activity center for youngsters in the Springfield area of Jacksonville ... Has teamed with a Senior PGA Tour pro at the Legends Challenge golf event in Jacksonville, and has won two titles ... Named to Mr. Blackwell's 1998 list of "Best Dressed Athletes in Sports" ... Married (wife Terrie) ... Full name is Kevin Lamont Hardy.

KEVIN HARDY'S STATISTICS

YEAR TEAM	G-S	Defense							Interceptions					Scoring				
		ST	AT	TT	SKS-YDS	PBU	FF	FR-YDS	NO	YDS	AVG	LG	TD	TD	IntRt	TD	FRRT	S PTS
1996 Jacksonville	16-15	65	65	130	5.5-28	7	2	1-13	2	19	9.5	13	0	0	0	0	0	0
1997 Jacksonville	13-11	34	39	73	2.5-16	1	0	0-0	0	0	—	—	0	0	0	0	0	0
1998 Jacksonville	16-16	100	86	186	1.5-13	7	2	1-0	2	40	20.0	24	0	0	0	0	0	0
1999 Jacksonville	16-16	87	66	153	10.5-61	0	2	1-0	0	0	—	—	0	0	0	0	0	0
2000 Jacksonville	16-16	88	61	149	3-20	5	2	2-2	1	0	0.0	0	0	0	0	0	0	0
2001 Jacksonville	9-9	61	37	98	5.5-37	4	0	1-0	0	0	—	—	0	0	0	0	0	0
2002 Dallas	16-15	73	41	114	2-13	10	3	0-0	0	0	—	—	0	0	0	0	0	0
2003 Cincinnati	16-16	75	49	124	1.5-11	4	1	1-10	0	0	—	—	0	1	0	1	0	6
JAX. TOTALS	86-83	435	354	789	28.5-175	24	8	6-15	5	59	11.8	24	0	0	0	0	0	0
DALL. TOTALS	16-15	73	41	114	2-13	10	3	0-0	0	0	—	—	0	0	0	0	0	0
CIN. TOTALS	16-16	75	49	124	1.5-11	4	1	1-10	0	0	—	—	0	1	0	1	0	6
CAREER	118-114	583	444	1027	32-199	38	12	7-25	5	59	11.8	24	0	1	0	1	0	6

HARDY'S 2003 GAME-BY-GAME DEFENSIVE STATISTICS

DATE	OPPONENT	ST	AT	TT	SKS-YDS	INT-YDS	PBU	FF	FR-YDS
9-7	DENVER	3	0	3	0-0	0-0	0	0	0-0
9-14	at Oakland	5	2	7	0-0	0-0	0	0	0-0
9-21	PITTSBURGH	2	5	7	0-0	0-0	1	0	0-0
9-28	at Cleveland	7	3	10	0-0	0-0	0	0	0-0
10-5	at Buffalo	1	3	4	0-0	0-0	1	1	0-0
10-12	—BYE—								
10-19	BALTIMORE	6	4	10	0-0	0-0	1	0	0-0
10-26	SEATTLE	5	4	9	0-0	0-0	1	0	0-0
11-2	at Arizona	4	3	7	0-0	0-0	0	0	0-0
11-9	HOUSTON	3	2	5	0-0	0-0	0	0	0-0
11-16	KANSAS CITY	2	3	5	0-0	0-0	0	0	0-0
11-23	at San Diego	4	4	8	0-0	0-0	0	0	0-0
11-30	at Pittsburgh	10	5	15	0.5-1	0-0	0	0	0-0
12-7	at Baltimore	5	1	6	1-10	0-0	0	0	0-0
12-14	SAN FRANCISCO	4	3	7	0-0	0-0	0	0	1-10
12-21	at St. Louis	8	3	11	0-0	0-0	0	0	0-0
12-28	CLEVELAND	6	4	10	0-0	0-0	0	0	0-0
TOTALS		75	49	124	1.5-11	0-0	4	1	1-10

POSTSEASON

YEAR TEAM	G-S	Defense							Interceptions					Scoring				
		ST	AT	TT	SKS-YDS	PBU	FF	FR-YDS	NO	YDS	AVG	LG	TD	TD	IntRt	TD	FRRT	S PTS
1996 Jacksonville	3-2	21	11	32	0-0	0	1	0-0	—	—	—	—	—	—	—	—	—	—
1997 Jacksonville	1-1	6	2	8	0-0	0	0	0-0	—	—	—	—	—	—	—	—	—	—
1998 Jacksonville	2-2	21	12	33	1-0	0	1	0-0	—	—	—	—	—	—	—	—	—	—
1999 Jacksonville	2-2	13	10	23	0-0	1	1	0-0	—	—	—	—	—	—	—	—	—	—
CAREER	8-8	61	35	96	1-0	1	3	0-0	—	—	—	—	—	—	—	—	—	—

TE



CHAD HAYES

Ht: 6-6 Wt: 254

College: Maine

1st year in NFL *



46

2003 Games-Starts: 0-0; Career Games-Starts: 0-0

Acquired: FA '04

Born: 1-26-79

Hayes signed with Bengals on 6-15-04 as a free agent, following the 2004 NFL Europe League season ... Has experience in two NFL seasons, and has been in NFL camps with Kansas City and Tennessee ... Played for Frankfurt in 2004 NFL Europe campaign, and helped Galaxy to a World Bowl berth with 12 catches for 156 yards and 3

TDs in regular season ... Had 2 catches for 18 yards in World Bowl loss to Berlin on 6-12-04.

2003 RECAP: Signed Jan. 29 as free agent with Tennessee Titans ... Allocated by Titans to Berlin of NFL Europe League, and had 12 catches for 122 yards and 2 TDs

during spring '03 season ... Played for Titans in preseason, with 5 catches for 53 yards ... Waived by Titans Aug. 30.

2002: Signed with Kansas City on April 29 as a rookie free agent ... Had 1 reception for 8 yards in preseason for Chiefs ... Waived on Aug. 27 ... Signed Sept. 25 to Tennessee practice squad, where he remained for the rest of the season.

COLLEGE: Played in 40 games at Maine from 1998-2001, and was named Offensive MVP of Rotary Gridiron Classic All-Star Game following his senior season ... Team captain for Black Bears as a senior, when he had 39 catches for 510 yards and 9 TDs (including 11 catches for 128

yards and 2 TDs in two Div. 1-AA playoff games), earning first-team All-Atlantic 10 honors ... Career receiving totals were 81 catches for 1011 yards with 11 TDs.

PERSONAL: Hometown is Old Town, Maine ... Attended Old Town High School, where he was a three-time all-conference selection as a tight end and defensive tackle ... Forestry major at Maine ... Full name is Chad William Hayes.

*—Hayes did not earn an accrued year of experience toward NFL free agency in 2002 or '03 because he was not on an NFL 53-player roster, a Reserve/Injured list, a Reserve/Physically Unable to Perform list or a Reserve/Non-Football Injury/Europe League list for the required minimum of six games in either season. He is again designated a first-year player in 2004.

CHAD HAYES' STATISTICS

YEAR TEAM	G-S	Receiving				Rushing				Scoring			
		NO	YDS	AVG	LG	TD	ATT	YDS	AVG	LG	TD	TD-R	TD-P
2002 Tennessee	0-0												
2003	0-0												
CAREER	0-0	0	0	—	—	0	—	—	—	—	—	—	—

**NOTE: Hayes was on the practice squad for 13 regular-season games and two postseason games with Tennessee in 2002. He was not with an NFL team in 2003.

FS



KIM HERRING

Ht: 6-0 **Wt:** 212
College: Penn State
8th year in NFL



22

2003 Games-Starts: 0-0 (SL); **Career Games-Starts:** 86-74
Acquired: FA '04
Born: 9-10-75

A starter in two Super Bowls, Herring signed with the Bengals as a free agent on 3-4-04 ... Spent his first four NFL seasons with Baltimore, starting every game in 1999 and 2000 and helping Ravens to NFL title in the 2000 campaign ... Joined St. Louis Rams as an unrestricted free agent in 2001 and was a starter in '01-'02, including Super Bowl XXXVI following '01 campaign ... Spent the 2003 season on the Injured Reserve list with a broken forearm, but is fully healed for '04 season ... Released by St. Louis on 3-1-04.

2003 RECAP: Playing on kickoff team on the first play of Rams' preseason opener, Aug. 8 at Oakland, Herring suffered a broken bone in his left forearm ... Had surgery Aug. 9, and was placed on Injured Reserve list Aug. 31, ending his playing eligibility for 2003 ... Had played 16 games for four consecutive seasons prior to the injury.

PREVIOUS SEASONS: 1997—Drafted by Baltimore in second round (58th overall) ... Signed July 18 ... Played 15 games and earned starting position for the last four games at FS ... Ranked ninth on defense with 51 tackles (34 solo) and finished third in special teams tackles (10) ... Made NFL debut in reserve role on Aug. 31 vs. Jacksonville, and had 1 special teams tackle plus a fourth-quarter forced fumble against Natrone Means that Ravens recovered ... Made first NFL start Nov. 30 at Jacksonville

and had his first sack, dropping Mark Brunell for 4-yard loss. **1998—**Started seven games (1-2 and 5-9) for Ravens at FS, but re-aggravated a shoulder separation in Game 9, Nov. 8 vs. Oakland ... Inactive for Games 10-12, and placed Dec. 1 on Injured Reserve list ... Underwent surgery Dec. 8 ... Had 23 tackles (18 solo) and one pass defended on the season ... Initially suffered the shoulder injury in Game 2, Sept. 13 at N.Y. Jets, and was inactive due to the injury on Sept. 20 at Jacksonville and Sept. 27 vs. Cincinnati. **1999—**Started all 16 Ravens games at SS, finishing eighth on team in tackles (65) and adding 8 passes defended ... On Oct. 3 at Atlanta, recovered Byron Hanspard fumble in fourth quarter, leading to game-tying field goal in eventual 19-13 overtime win ... Recovered Tremain Mack fumble on second-quarter kickoff coverage in 34-31 win on Nov. 21 at Cincinnati ... Had season-high 6 tackles in 22-0 shutout win Dec. 26 vs. Cincinnati, helping defense limit Bengals HB Corey Dillon to 27 yards on 10 rushes. **2000—**Started all 16 Ravens regular-season games at SS for the second straight year, and closed his season in starting role in Super Bowl XXXV with an INT for 2 yards in 34-7 win over N.Y. Giants ... In regular season, had 66 tackles and 3 interceptions while collecting 12 passes defended, 1 sack, 2 forced fumbles and 11 special teams tackles ... Recorded first career interception for 30 yards on Sept. 10 vs. Jacksonville ... Had 5 tackles Sept. 24 vs. Cincinnati as defense limited Bengals to 4

yards rushing and 94 net yards ... Had INT and 25-yard return Oct. 8 at Jacksonville ... Led secondary with 8 tackles in win Nov. 12 at Tennessee, Titans' first-ever loss in Adelphia Coliseum ... Started on Dec. 31 in Wild Card playoff win vs. Denver, but missed the next two postseason games due to ankle sprain before coming back to start in Super Bowl. **2001**—Signed March 22 with St. Louis as unrestricted free agent ... Played in 16 games, starting 15 (13 at FS and 2 at SS) ... Started all three postseason contests at FS, including Super Bowl XXXVI loss to New England ... Had 75 tackles (49 solo) with 1 interception, 1 forced fumble, 7 passes defended and 7 special teams tackles ... Set postseason career-highs with 13 tackles (9 solo), 1 interception, 1 forced fumble and 2 passes defended ... Made Rams debut with 6 tackles Sept. 9 at Philadelphia, and forced a fumble that led to a 30-yard scoring drive to put the Rams up 14-3 at halftime ... Made first Rams INT on Nov. 11 vs. Carolina, returning 15 yards ... In Divisional Playoff win Jan. 20 vs. Green Bay, forced an Ahman Green fumble that Rams recovered in first quarter, and had an INT in second quarter to set up a TD ... Had 4 tackles with a pass defended in NFC Championship Game win Jan. 27 vs. Philadelphia ... Had 5 tackles in Super Bowl on Feb. 3 vs. New England. **2002**—Started all 16 Rams games at FS, finishing third on team with career-high 106 tackles (second on team with 74 solo) ... Also had team-high 3 INTs, tying his career high, and ranked second in passes defended (15) ... Helped key victory Oct. 20 vs. Seattle with end zone interception against QB Trent Dilfer, and totaled 3 passes defended with 4 tackles ... Intercepted Jake Plummer pass to set up a field goal in win Nov. 3 at Arizona, and also had 7 tackles plus

a fumble recovery ... Had an INT for the third straight game Nov. 10 vs. San Diego, victimizing QB Drew Brees ... Had career-high 14 tackles (9 solo) on Dec. 8 at Kansas City ... Had career high in solo tackles (10) on Dec. 22 at Seattle.

COLLEGE: Started 28 of 44 games at Penn State, and ended his career ranked fourth on school's INT list with 13 ... Earned first team All-America honors from *The Sporting News* and second-team honors from the *Associated Press* after starting every game at free safety in senior season ... As a senior, led team with 7 INTs and was third with 79 tackles ... Played in every game as a reserve TB as a true freshman, rushing for 46 yards on 11 carries.

PERSONAL: Born in Detroit, but played prep football at Solon (Ohio) High School, where he was a *USA Today* and *SuperPrep* first-team All-America selection as a senior RB and S ... Also earned honorable mention all-state honors for three years in high school track ... Offseason residence is Windermere, Fla. ... Married (wife Marissa), with a daughter, Amani (born 2-19-04) ... Human development and nutrition major at Penn State, and is a member of the Penn State Minority Alumni Association ... Active in community affairs, he has been a frequent visitor to schools, has donated time to Cystic Fibrosis Foundation of Florida, has supported United Way, was a participant in 2000 Race for the Cure in Washington, D.C. to help fund breast cancer research, and provided Thanksgiving turkeys to needy families in St. Louis ... Hobbies include golf and collecting African art ... Full name is Kimani Masai Herring.

KIM HERRING'S STATISTICS

YEAR	TEAM	G-S	Defense							Interceptions					Scoring				
			ST	AT	TT	YDS	PBU	FF	FR-YDS	NO	YDS	AVG	LG	TD	TD	IntRt	FRRT	S	PTS
1997	Baltimore	15-4	34	17	51	1-4	1	1	0-0	0	0	—	—	0	—	—	—	—	—
1998	Baltimore	7-7	18	5	23	0-0	1	0	0-0	0	0	—	—	0	—	—	—	—	—
1999	Baltimore	16-16	51	14	65	0-0	8	0	1-0	0	0	—	—	0	—	—	—	—	—
2000	Baltimore	16-16	54	12	66	1-5	12	2	0-0	3	74	24.7	30	0	—	—	—	—	—
2001	St. Louis	16-15	49	26	75	0-0	7	1	0-0	1	15	15.0	15	0	—	—	—	—	—
2002	St. Louis	16-16	74	32	106	0-0	15	0	1-3	3	38	12.7	36	0	—	—	—	—	—
2003	St. Louis	0-0	DID NOT PLAY*							DID NOT PLAY*					DID NOT PLAY*				
BALT. TOTALS		54-43	157	48	205	2-9	22	3	1-0	3	74	24.7	30	0	—	—	—	—	—
ST.L. TOTALS		32-31	123	58	181	0-0	22	1	1-3	4	53	13.3	36	0	—	—	—	—	—
CAREER		86-74	280	106	386	2-9	44	4	2-3	7	127	18.1	36	0	—	—	—	—	—

YEAR	TEAM	Special Teams								Kickoff Returns					Punt Returns				
		ST	AT	TT	FF	YDS	BP	BFG	BXP	NO	YDS	AVG	FC	LG	TD	NO	YDS	AVG	FC
1997	Baltimore	9	1	10	0	1-0	0	0	0	—	—	—	—	—	—	—	—	—	—
1998	Baltimore	2	1	3	0	0-0	0	0	0	—	—	—	—	—	—	—	—	—	—
1999	Baltimore	7	1	8	0	1-0	0	0	0	—	—	—	—	—	—	—	—	—	—
2000	Baltimore	10	1	11	0	0-0	0	0	0	—	—	—	—	—	—	—	—	—	—
2001	St. Louis	6	1	7	0	0-0	0	0	0	—	—	—	—	—	—	—	—	—	—
2002	St. Louis	3	1	4	0	0-0	0	0	0	—	—	—	—	—	—	—	—	—	—
BALT. TOTALS		28	4	32	0	2-0	0	0	0	—	—	—	—	—	—	—	—	—	—
ST.L. TOTALS		9	2	11	0	0-0	0	0	0	—	—	—	—	—	—	—	—	—	—
CAREER		37	6	43	0	2-0	0	0	0	—	—	—	—	—	—	—	—	—	—

(continued)

POSTSEASON

YEAR	TEAM	G-S	ST	AT	Defense				FR-YDS	Interceptions					Scoring			
					SKS-TT	YDS	PBU	FF		NO	YDS	AVG	LG	TD	TD	IntRt	FRRt	S PTS
2000	Baltimore	2-2	1	0	1	0-0	2	0	0-0	1	2	2.0	2	0	—	—	—	—
2001	St. Louis	3-3	9	4	13	0-0	2	1	0-0	1	45	45.0	45	0	—	—	—	—
2003	St. Louis	0-0			DID NOT PLAY*						DID NOT PLAY*				DID NOT PLAY*			
BALT. TOTALS		2-2	1	0	1	0-0	2	0	0-0	1	2	2.0	2	0	—	—	—	—
ST.L. TOTALS		3-3	9	4	13	0-0	2	1	0-0	1	45	45.0	45	0	—	—	—	—
CAREER		5-5	10	4	14	0-0	4	1	0-0	2	47	23.5	45	0	—	—	—	—

ADDITIONAL POSTSEASON STATISTICS: 2 special teams tackles (1 solo) for Baltimore in 2000.

*NOTE: Herring was on the Reserve/Injured list for 16 regular-season games and one postseason game with St. Louis in 2003.

HB



SKIP HICKS

Ht: 6-0 Wt: 230

College: UCLA

5th year in NFL*



38

2003 Games-Starts: 0-0; **Career Games-Starts:** 38-8

Acquired: FA '04

Born: 10-13-74

Fifth-year NFL player signed with Bengals as a free agent on 1-16-04, and enters Bengals camp after posting a standout season in NFL Europe ... Played for Washington Redskins from 1998-2000 and for Tennessee Titans in '01, rushing for NFL total of 1109 yards on 285 carries (3.9 avg.) with 13 TDs ... Was on Carolina's roster for a portion of 2002 season but did not play, and was not in NFL during '03 regular season ... Played for Frankfurt in 2004 NFL Europe League season, helping Galaxy to a World Bowl berth with league-leading 10 rushing TDs, 661 rushing yards on 183 carries, and 21 pass receptions for 212 yards with 2 TDs ... Rushed 8-for-19 and caught 2-for-4 in 30-24 World Bowl loss on June 12 vs. Berlin.

2003 RECAP: Opened training camp with Carolina ... Played in Panthers' first three preseason games, with 62 rushing yards on 19 attempts with 1 TD and 1 pass reception for 8 yards ... Waived Aug. 25.

PREVIOUS SEASONS: 1998—Drafted by Washington in third round (69th overall) ... Played in nine games with five starts ... Ranked second on team with 433 rushing yards on 122 attempts and set a Redskins rookie record with 8 TDs ... Ranked second on team in total TDs ... Made NFL debut Oct. 18 at Minnesota, with 4 rushes for 5 yards ... Replaced injured Terry Allen on Nov. 1 vs. N.Y. Giants and rushed 15-for-65, getting his first TD on a 4-yard run ... Was 15-for-64 rushing in his first NFL start, Nov. 8 at Arizona, and scored on a 2-yard run ... Scored career-high 3 TDs on Nov. 15 vs. Philadelphia, rushing for season-high 94 yards on 26 carries ... Rushed 20-for-55 with 2 TDs on Dec. 13 at Carolina ... Missed season finale Dec. 27 at Dallas due to sprained ankle suffered the previous week vs. Tampa Bay. **1999**—Played in 10 games with two starts for Redskins, ranking second on team with 257 rushing yards and scoring 3 TDs ... Played in both Redskins playoff games, rushing 24-for-46 with 4 pass receptions for 44 yards ... Had season-high 53 rushing

yards in season finale Jan. 2 at Miami, rushing 22 times and scoring on an 8-yard run. **2000**—Played in 10 games with one start ... Was slowed early while rehabbing a hamstring injury suffered in preseason, and did not play until Oct. 8 at Philadelphia, when he scored a 3-yard TD on his first carry of the season ... In his only start, Nov. 26 vs. Philadelphia, he tied his career-long reception (25 yards) and finished 2-for-32 receiving and 10-for-22 rushing. **2001**—Signed May 29 with Chicago as a free agent ... Waived by Bears on Sept. 5, and acquired by Tennessee on waiver claim on Sept. 6 ... Played in nine games for Titans, backing up RB Eddie George ... Ranked third on team with 341 rushing yards (on 56 carries) and scored 1 TD ... Tied for team lead Dec. 2 at Cleveland with 51 rushing yards (on 10 carries) ... Rushed 4-for-64, including a 43-yarder, on Dec. 9 at Minnesota ... Rushed for career-high 142 yards on 17 carries Dec. 16 vs. Green Bay, scoring on a 22-yard run ... Also vs. Green Bay, had career-long 51-yard run, Titans' longest of season, coming on crucial third-and-five play to seal a win with less than two minutes remaining ... Led team with 64 yards (on 16 carries) Dec. 22 at Oakland before leaving game in fourth quarter with a hamstring injury ... Inactive for final two games. **2002**—Opened training camp with Tennessee; waived Sept. 1 ... Signed as free agent with Carolina Dec. 18 and was on inactive list for Panthers' final two games.

COLLEGE: Left UCLA as school's all-time leader in TDs (55) and ranked second in points (324) ... Rushed for 3140 career yards on 638 carries (4.9) with 48 TDs ... Added 7 more TDs as a receiver while catching 46-for-697 (15.2) ... Was No. 5 in all-time Bruins rushing yards ... Scored UCLA-record 26 TDs as a senior, rushing 258-for-1282 (5.0) with 22 scores and was 22-for-389 receiving (17.7) with 4 TDs ... Named first-team All-American as a senior by *The Sporting News* and second-team All-American by *Associated Press* ... Played five years (1993-97), including a medical redshirt year in '95, when he played only three games.

PERSONAL: Hometown is Wichita Falls, Texas ...

Three-year football letterman at Burkburnett (Texas) High School, where he rushed for 3600 yards with 41 TDs ... Also lettered in prep track, basketball and baseball ... Earned economics degree at UCLA ... Father, Charles, was a high school football coach and set a number of rushing records

at Southeast Oklahoma ... Full name is Brian Lavell Hicks.

* — Hicks did not earn an accrued year of experience toward NFL free agency in 2002 or '03 because he was not on an NFL 53-player roster, a Reserve/Injured list, a Reserve/Physically Unable to Perform list or a Reserve/Non-Football Injury/Europe League list for the required minimum of six games in either season. He is again designated a fifth-year player in 2004.

SKIP HICKS' STATISTICS

YEAR TEAM	G-S	Rushing					Receiving					Scoring				
		ATT	YDS	AVG	LG	TD	NO	YDS	AVG	LG	TD	TD	TD-R	TD-P	TD-R	2-PIC
1998 Washington	9-5	122	433	3.5	28	8	4	23	5.8	9	0	8	8	0	0	0
1999 Washington	10-2	78	257	3.3	24	3	8	72	9.0	25	0	3	3	0	0	0
2000 Washington	10-1	29	78	2.7	12	1	5	43	8.6	25	0	1	1	0	0	0
2001 Tennessee	9-0	56	341	6.1	51	1	5	22	4.4	9	0	1	1	0	0	0
2002 Carolina	0-0	DID NOT PLAY**					DID NOT PLAY**					DID NOT PLAY**				
2003	0-0	DID NOT PLAY**					DID NOT PLAY**					DID NOT PLAY**				
WASH. TOTALS	29-8	229	768	3.4	28	12	17	138	8.1	25	0	12	12	0	0	0
TENN. TOTALS	9-0	56	341	6.1	51	1	5	22	4.4	9	0	1	1	0	0	0
CAR. TOTALS	0-0	DID NOT PLAY**					DID NOT PLAY**					DID NOT PLAY**				
CAREER	38-8	285	1109	3.9	51	13	22	160	7.3	25	0	13	13	0	0	0

MISCELLANEOUS STATISTICS: 1 kickoff return for 17 yards in 2000 (for Washington).

HICKS' SINGLE-GAME HIGHS

RUSHING — Attempts: 26 vs. Phil. 11-15-98 (for Wash.); Yards: 142 vs. G.B. 12-16-01 (for Tenn.); Long: 51 vs. G.B. 12-16-01 (for Tenn.); Touchdowns: 3 vs. Phil. 11-15-98 (for Wash.).

RECEIVING — Receptions: 4 at S.F. 12-26-99 (for Wash.); Yards: 52 at S.F. 12-26-99 (for Wash.); Long: 25 (twice); most recently vs. Phil. 11-26-00 (for Wash.).

POSTSEASON

YEAR TEAM	G-S	Rushing					Receiving					Scoring				
		ATT	YDS	AVG	LG	TD	NO	YDS	AVG	LG	TD	TD	TD-R	TD-P	TD-R	2-PIC
1999 Washington	2-0	24	46	1.9	9	0	4	44	11.0	14	0	—	—	—	—	—
CAREER	2-0	24	46	1.9	9	0	4	44	11.0	14	0	—	—	—	—	—

**NOTE: Hicks was inactive for two games with Carolina in 2002. He was not with an NFL team in 2003.



Photo by John Biever/Sports Illustrated

BENGALS FEATURED IN AWARD-WINNING PHOTOS

Bengals FB **Jeremi Johnson** (left) and WR **Chad Johnson** were featured in the top two photographs in the Pro Football Hall of Fame's 36th Annual Photo Contest — for the 2003 season.

This first-place winning shot was taken by *Sports Illustrated* photographer John Biever. Entitled "Balancing Act," the photo shows Jeremi Johnson stepping on a pylon in mid-air as he scores a touchdown during the second half of the Bengals' 24-19 win over Kansas City last Nov. 16 at Paul Brown Stadium.

The second-place photo in the Hall of Fame's 2003 contest — by Donald Miralle/Getty Images — shows Chad Johnson making a diving catch in the corner of the end zone at San Diego on Nov. 23 of last season. That photo is on page 114 of the Bengals Media Guide.



Ht: 6-1 Wt: 197
College: Oregon State
4th year in NFL

2003 Games-Starts: 2-0; Career Games-Starts: 30-6
Acquired: D7 '01 (204th overall)
Born: 9-26-77

Productive player in 2001 and '02, Houshmandzadeh was felled by a hamstring injury last season ... Led 2003 team in preseason receiving, but spent most of the regular season in rehab mode after late-August injury ... Joined Bengals as a seventh-round draft pick, and earned a spot as a rookie in '01 before rising to third on team in receiving yards in '02 ... Holds Bengals record for punt return yards in a game (126), and brings the experience of 59 career kickoff and punt returns to the special teams mix ... Became a restricted free agent on 3-2-04, and re-signed with Bengals on 4-14-04.

2003 RECAP: Led the team in preseason in catches with 13 (for 155 yards), but suffered severe hamstring pull in preseason finale Aug. 29 at Indianapolis ... Inactive for Games 1-10 ... Active for Game 11, Nov. 23 at San Diego, but did not play ... Inactive for Games 12-14 ... Saw his first action of the season in Game 15, Dec. 21 at St. Louis, but had no statistics ... Also played (no statistics) on Dec. 28 vs. Cleveland.

PREVIOUS SEASONS: 2001—Drafted by Cincinnati in seventh round (204th overall) ... Signed July 18 ... Played in Games 3 and 6-16 ... Inactive for Games 1-2 and 4-5 ... Unable to play at start of season due to left heel injury suffered in preseason ... Finished with 21 receptions for 228 yards, 12 punt returns for 13.6 avg. and 10 kickoff returns for 18.5 avg. ... Had an 86-yard punt return to the 5-yard line on Nov. 25 at Cleveland, and his 126 total punt return yards in the game (most by an AFC player all season) broke former Bengals record of 106 by Tommy Casanova in 1972 ... Made NFL debut Sept. 30 at San Diego and had a 10-yard punt return ... Led the Bengals Nov. 11 at Jacksonville with 6 catches and 62 receiving yards, and he also had a key block on Corey Dillon's 7-yard second-quarter TD run ... Showed his potential in Games 14-15, with combined 14 catches for 161 yards ... Got credit for a start in Game 14, Dec. 23 at Baltimore, and led team in catches and yards (5-for-63) ... Had season highs of 9 catches and 98 yards in victory Dec. 30 vs. Pittsburgh, including 3 catches for 33 yards on the game-tying TD drive in the fourth quarter ... Also

drew a 5-yard pass interference call against Steelers on the tying TD drive. **2002**—Played in every game, battling through a groin injury in Games 2-4, and finished third on Bengals in receiving yards (492) while ranking fifth in catches (41) ... His 12.0-yard per-catch average was second-highest among the eight Bengals receivers who caught 10 or more passes ... Led the team with 24 punt returns, averaging 4.9 yards, and also averaged 22.2 yards on 13 kickoff returns ... Caught his first career TD pass Dec. 1 vs. Baltimore, a 4-yarder from Jon Kitna in first quarter, and finished with 4 catches for 35 yards ... Led WRs with 5 catches Sept. 15 at Cleveland, and his 58 yards tied for the WRs lead ... Had 2 catches for 19 yards Nov. 10 at Baltimore, and following a first-quarter INT by Ravens S Ed Reed, Houshmandzadeh forced a fumble by Reed at Bengals' 5-yard line, with Cincinnati's Peter Warrick recovering in end zone for touchback ... Caught 3-for-41 Dec. 15 vs. Jacksonville and returned 4 punts for 11.3 yard average, including season-long 34-yarder ... Credited with starts in Games 1, 7, 10-11 and 16.

COLLEGE: As an Oregon State senior in 2000, Houshmandzadeh was the top-producing WR in a passing game that helped spark Beavers to No. 4 national ranking and a Fiesta Bowl victory over Notre Dame ... Including the Fiesta Bowl, caught 48 passes for 730 yards with 7 TDs on the season ... College teammate of Bengals WR Chad Johnson, with both players chosen by Bengals in 2001 NFL Draft ... Houshmandzadeh played his freshman and sophomore seasons at Cerritos (Calif.) College ... Had a 100-yard KOR for a TD in each of his Cerritos seasons.

PERSONAL: Born in Victor Valley, Calif. ... Hometown is Barstow, Calif. ... Played RB for Barstow High School and led club to a 10-1-1 record as a senior ... Offseason residence is Los Angeles ... Has one child, Karrington (born 8-2-00) ... Favorite hobbies are basketball, pool and PlayStation ... Physical education major at Oregon State ... Full name is Touraj Houshmandzadeh ... First name is pronounced "TOO-raj" and last name is pronounced "hoosh(rhymes with push)-mahh-ZAH-duh."

T.J. HOUSHMANDZADEH'S STATISTICS

YEAR TEAM	G-S	Receiving						Rushing						Scoring					
		NO	YDS	AVG	LG	TD		ATT	YDS	AVG	LG	TD		TD	TD-R	TD-P	TD-RT	2-PIC	PTS
2001 Cincinnati	12-1	21	228	10.9	23	0		—	—	—	—	—		0	0	0	0	0	0
2002 Cincinnati	16-5	41	492	12.0	31	1		—	—	—	—	—		1	0	1	0	0	6
2003 Cincinnati	2-0	0	0	—	—	0		—	—	—	—	—		0	0	0	0	0	0
CAREER	30-6	62	720	11.6	31	1		—	—	—	—	—		1	0	1	0	0	6

		Special Teams							Kickoff Returns						Punt Returns						
YEAR	TEAM	ST	AT	TT	FF	FR-YDS	BP	BFG	BXP	NO	YDS	AVG	FC	LG	TD	NO	YDS	AVG	FC	LG	TD
2001	Cincinnati	—	—	—	—	—	—	—	—	10	185	18.5	0	23	0	12	163	13.6	5	86	0
2002	Cincinnati	—	—	—	—	—	—	—	—	*13	*288	22.2	0	44	0	24	117	4.9	4	34	0
2003	Cincinnati	—	—	—	—	—	—	—	—	0	0	—	0	—	0	0	0	—	0	—	0
CAREER		—	—	—	—	—	—	—	—	*23	*473	20.6	0	44	0	36	280	7.8	9	86	0

*NOTE: Houshmandzadeh had a 19-yard KOR vs. Baltimore on Dec. 1, 2002, and was also credited with 3 return yards (but no return) before lateraling to Ron Dugans on another KOR in the same game.

— Houshmandzadeh's Single-Game Highs —

RECEIVING — Receptions: 9 vs. Pitt. 12-30-01; Yards: 98 vs. Pitt. 12-30-01; Long: 31 vs. Cle. 11-17-02; Touchdowns: 1 vs. Balt. 12-1-02.

KICKOFF RETURNS — Returns: 5 at Car. 12-8-02; Yards: 99 at Car. 12-8-02; Long: 44 at Pitt. 11-24-02.

PUNT RETURNS — Returns: 5 at Cle. 11-25-01; Yards: 126 at Cle. 11-25-01; Long: 86 at Cle. 11-25-01.

OLB



KENNY JACKSON



47

Ht: 6-2 Wt: 253

College: Nevada

1st year in NFL*

2003 Games-Starts: 0-0; Career Games-Starts: 0-0

Acquired: FA '04

Born: 9-30-76

Classified as a first-year NFL player for 2004, Jackson was signed to the Cincinnati's '04 offseason roster on 12-29-03 (after the conclusion of the '03 regular season) ... Allocated by Bengals to 2004 NFL Europe League with the Amsterdam Admirals ... Played in all 10 Amsterdam games, recording 20 tackles (17 solo) and 1 interception.

2003 RECAP: Not with an NFL team.

PREVIOUS SEASONS: 2001—Signed April 27 with Baltimore as a college free agent ... Waived on Sept. 2. **2002**—Signed on Jan. 22 with Denver as a free agent ... Played in spring for F.C. Barcelona Dragons in NFL Europe, posting 16 tackles (13 solo) with 2 passes defended ... Had 2 tackles for Denver in preseason, and was waived Sept. 2 ... Signed to Carolina practice squad Oct. 30 ... Released from Carolina practice squad Nov. 19.

COLLEGE: Began his career at Arizona (1994-95) before transferring to Nevada, where he lettered two seasons (1997-98).

PERSONAL: Hometown is Los Angeles, Calif. ... Attended St. Monica Catholic High School ... Earned a bachelor's degree in criminal justice from University of Nevada, and spent the first two years after his graduation working with at-risk youth in south-central Los Angeles ... Favorite hobbies and activities include playing X-Box, reading, astronomy, law and politics ... Full name is Kenneth Leroy Jackson.

* — Jackson did not earn an accrued year of experience toward NFL free agency in 2001, '02 or '03 because he was not on an NFL 53-player roster, a Reserve/Injured list, a Reserve/Physically Unable to Perform list or a Reserve/Non-Football Injury/Europe League list for the required minimum of six games in any of those seasons. He is again designated a first-year player in 2004.

KENNY JACKSON'S STATISTICS

		Defense							Interceptions					Scoring					
YEAR	TEAM	G-S	ST	AT	TT	SKS- YDS	PBU	FF	FR- YDS	NO	YDS	AVG	LG	TD	TD	IntRI	FRRI	S	PTS
2001	Carolina	0-0				DID NOT PLAY**						DID NOT PLAY**						DID NOT PLAY**	
2002		0-0				DID NOT PLAY**						DID NOT PLAY**						DID NOT PLAY**	
2003		0-0				DID NOT PLAY**							DID NOT PLAY**						DID NOT PLAY**
CAREER		0-0	0	0	0	0-0	0	0	0-0	—	—	—	—	—	—	—	—	—	—

**NOTE: Jackson was not with an NFL team in 2001. He was on the practice squad for two games with Carolina in 2002. He was not with an NFL team in 2003.

TALENT ISN'T EVERYTHING

The 1989 Bengals were a talented team, but never could put it all together on a weekly basis. They outscored opponents 404-285, but finished only 8-8. Not since the 1950 Philadelphia Eagles had a break-even team outscored its foes by such a large point margin (7.4) per game.



Ht: 6-2 Wt: 260
College: Oregon State
3rd year in NFL

2003 Games-Starts: 0-0; Career Games-Starts: 15-0
Acquired: FA '04
Born: 6-16-79

A player who had some success under Marvin Lewis at Washington in 2002, Jackson was in Bengals' 2004 offseason program and enters his first Bengals training camp ... Spent portions of the 2003 season with Washington and Cincinnati, but did not play ... Played in 15 games for Washington in 2002, logging 2.5 sacks, when current Bengals head coach Lewis was Redskins assistant head coach/defensive coordinator ... Did not finish '03 season with Bengals, but re-signed with Cincinnati as free agent on 1-27-04.

2003 RECAP: Opened training camp with Washington ... On Redskins inactive list for Games 1-6 and was active but did not play for Washington in Game 7, Oct. 19 at Buffalo ... Waived Oct. 21, and acquired by Bengals Oct. 22 on waiver claim ... On Bengals inactive list for Games 7-11 ... Waived on Nov. 25.

PREVIOUS SEASONS: 2001—Entered NFL as college free agent signee with Seattle on April 27 ... Saw action for Seahawks in preseason, and was waived Aug. 30 ... Not with an NFL team during regular season. **2002**—Signed with Washington as free agent on Jan. 23 ... Played in Games 1-15 ... Finished season with 15

tackles (12 solo), including 2.5 sacks for 15 yards ... Also credited with 4 QB pressures ... Made NFL debut Sept. 8 vs. Arizona, and recorded first sack Sept. 16 vs. Philadelphia, dropping Donovan McNabb for 8-yard loss ... Had 2 tackles Oct. 6 at Tennessee, including 3-yard sack of Steve McNair ... Shared a sack on Mark Brunell Nov. 10 at Jacksonville ... Had 2 tackles with a pass defended Dec. 15 at Philadelphia ... Had 2 tackles Dec. 22 vs. Houston before being sidelined with left knee injury (ruptured patella tendon) ... Was placed Dec. 23 on Injured Reserve list, missing season finale vs. Dallas.

COLLEGE: Played two seasons (1999-2000) at Oregon State, totaling 86 tackles (69 solo) with 15.5 sacks, 2 forced fumbles and 1 INT ... Started all 12 games as a senior and posted a school-record 11.5 sacks ... Began his college career at El Camino College in Torrance, Calif., playing from 1997-98 ... Made JC Grid-Wire All-America team as a sophomore, finishing with 67 tackles, 7 sacks, 4 forced fumbles, 4 fumble recoveries and 1 INT.

PERSONAL: Hometown is Houston, Texas ... Played high school football at Elsik High in Houston ... First name is pronounced "luh-DARE-us."

LaDAIRIS JACKSON'S STATISTICS

YEAR TEAM	G-S	Defense						FR-YDS	Interceptions					Scoring				
		ST	AT	TT	SKS-YDS	PBU	FF		NO	YDS	AVG	LG	TD	TD	IntRt	FRRT	S	PTS
2001	0-0				DID NOT PLAY*													
2002 Washington	15-0	12	3	15	2.5-16	1	0	0-0										
2003 Washington	0-0				DID NOT PLAY*													
Cincinnati	0-0				DID NOT PLAY*													
CAREER	15-0	12	3	15	2.5-16	1	0	0-0										

YEAR TEAM	Special Teams								Kickoff Returns					Punt Returns				
	ST	AT	TT	FF	YDS	BP	BFG	BXP	NO	YDS	AVG	FC	LG	TD	NO	YDS	AVG	FC
2002 Washington									1	0	0.0	0	0	0				
CAREER									1	0	0.0	0	0	0				

*NOTE: Jackson was not with an NFL team in 2001. In 2003, he was inactive for six games and did not play in one game for Washington, and he was inactive for five games with Cincinnati.

GOING FOR TWO

Since 1994, when the two-point conversion was added to the rules, the Bengals are 11-for-28 (39.3 percent) and opponents are 12-for-28 (42.9). The Bengals did not attempt a two-point conversion in 2003, and Cincinnati opponents were 2-for-4.



Ht: 6-2 Wt: 186

College: Louisiana State

9th year in NFL



20

2003 Games-Starts: 16-16; Career Games-Starts: 110-37

Acquired: FA '03

Born: 5-18-73

A major Bengals free-agent acquisition for last season, James started all 16 games and led the team in INTs (4) and passes defended (18) ... His passes-defended total was 10 more than the second-place player ... Had INTs in consecutive weeks in back-to-back home victories over eventual playoff qualifiers Baltimore and Seattle, games that opened a 6-1 Bengals midseason run ... Former Bronco and Raider has 22 career interceptions (plus 3 more in postseason), and 13 of his regular-season INTs have come during the past three seasons ... Has played in two Super Bowls — with Oakland following 2002 season and with world champion Denver following 1998 season.

2003 PARTICIPATION: Was among six veteran released by Oakland on Feb. 27, and signed March 10 with Bengals as free agent ... Started every game at RCB, getting 16 starts for the first time in his career ... Played 16 games for the fifth time in the last six seasons ... Ranked second on defense in snaps played, logging 1014 of the 1038 total (97.7 percent).

2003 HIGHLIGHTS: Finished sixth on team in tackles with 68, including 1 sack ... Tied for third in solo tackles (55) ... Made Bengals debut Sept. 7 vs. Denver, posting 4 tackles (3 solo), 1 INT and an additional pass defended ... Stopped a scoring threat in third quarter of Denver game, intercepting a Jake Plummer pass and returning 24 yards to Cincinnati 27, and in the first quarter James halted Denver's first TD threat, breaking up third-down pass from Bengals' 33 intended for Shannon Sharpe ... Had 2 tackles Sept. 14 at Oakland, and had passes defended on consecutive plays against Charlie Garner and Jerry Rice to force Raiders punt in second quarter ... Had 5 tackles (3 solo) Oct. 5 at Buffalo, and added 3 passes defended, including breakup of pass intended for Eric Moulds to force a Bills punt midway through first quarter ... In victory Oct. 19 vs. Baltimore, had a diving INT in the second quarter at the Cincinnati 23 and returned it 31 yards to Ravens' 46, leading to a 44-yard FG to make the Bengals lead 24-7 ... Leaped to tip a Matt Hasselbeck pass in second quarter of victory Oct. 26 vs. Seattle, and came to the ground with an INT which he returned 1 yard to Seahawks' 39, setting up a field goal ... Also vs. Seattle, had 8 tackles (6 solo) and 2 passes defended ... Had 7 tackles (all solo) in victory Nov. 16 vs. previously unbeaten Kansas City ... Had superb all-around game in victory Nov. 23 at San Diego, leading team in tackles with 9 (8 solo), tying for lead in special teams tackles (3) and passes defended (2), and was credited with his first sack when he ran Doug Flutie out of bounds for a 1-yard loss at Bengals' 33 ... Had his fourth INT of the season Dec. 21 at St. Louis, picking off a Marc Bulger pass at the Ben-

gals' 17 in the first quarter (no return).

PREVIOUS SEASONS: **1996**—Drafted by Denver in second round (44th overall) ... Signed July 22 ... Saw action in secondary and on special teams in 16 regular-season games and made two starts at RCB ... Posted 22 tackles, 7 passes defended, 2 INTs and 10 special teams tackles ... Added a forced fumble and fumble recovery that both came Dec. 1 vs. Seattle ... Made first pro start Nov. 17 at New England and had 2 tackles, 2 passes defended and a special teams tackle ... Saw action in playoff game Jan. 4 vs. Jacksonville and had 2 tackles. **1997**—Did not play for Broncos, due to torn patellar tendon in his right knee that he suffered in preseason opener July 26 vs. Buffalo ... Underwent surgery, and was placed Aug. 18 on Injured Reserve list. **1998**—Played in all 16 Denver regular-season games, and in all three postseason games as Denver went on to win Super Bowl XXXIII vs. Atlanta ... In regular season, had 12 tackles (10 solo) and 2 passes defended, plus 12 tackles and a fumble recovery on special teams ... Best performance of season came in second half Nov. 25 vs. Jacksonville, as he had 5 tackles and a pass defended ... Had 2 tackles in Divisional playoff Jan. 9 vs. Miami, and had 2 passes defended in AFC title game Jan. 17 vs. N.Y. Jets ... Had a special teams tackle in 34-19 Super Bowl win vs. Atlanta on 1-31-99 at Miami. **1999**—Saw action in all 16 Denver games, with four starts ... Led the team with 5 INTs, returning for 59 total yards ... All of his interceptions came against AFC West rivals ... Tallied 38 tackles on the season. **2000**—Left Denver as unrestricted free agent, signing Feb. 28 with Oakland ... Saw action in all 16 regular-season games at cornerback, and played in both postseason games as Raiders won AFC West with a 12-4 record and advanced to AFC title game ... Led Oakland's dominant defensive effort in 27-0 Divisional playoff win on Jan. 6 vs. Miami, snagging 2 INTs, including one for a 90-yard TD ... Also vs. Miami, had a team-high 7 tackles, a forced fumble that set up a Raiders touchdown, and a total of 3 passes defended ... James' 90-yard INT return vs. Miami broke Hall of Famer Willie Brown's record for longest INT return in Raiders postseason history ... Had 1 tackle and 1 special teams tackle in AFC title game loss Jan. 14 vs. Baltimore ... Finished the regular season with 29 tackles, 2 INTs for 25 yards, 9 passes defended and 5 special teams tackles ... Had both his interceptions Sept. 10 at Indianapolis, setting up two second-half scoring drives in a 38-31 comeback victory. **2001**—Led the Raiders with 5 INTs, playing all 16 regular-season games and two postseason games for club that posted 10-6 record and won a second consecutive AFC West title ... Also led the squad in interception return yards (72) and in passes defended (16) ...

His interception in final minute Oct. 14 at Indianapolis sealed a 23-18 win ... Had an INT on Nov. 5 vs. Denver and total of 3 passes defended ... Had season-high 4 passes defended and 5 tackles Nov. 25 at N.Y. Giants ... Had a 33-yard INT return in season finale Jan. 6 vs. N.Y. Jets ... Had 3 tackles in Raiders' Wild Card playoff win Jan. 12, again vs. N.Y. Jets, and 5 tackles and a pass defended in Divisional playoff loss on Jan. 19 at New England. **2002**—Played for AFC Champion Oakland in 14 regular-season games, with 13 starts, and started all three Raiders postseason games ... Diagnosed with fracture of right fibula after completing Dec. 8 game at San Diego, and was out for Games 14-15 ... Returned to action in regular-season finale with a plate inserted in right leg ... Key performer in Oakland's postseason play, totaling 8 tackles, 4 passes defended, 1 INT and a forced fumble in the three games ... His postseason INT came in third quarter of Divisional playoff Jan. 12 vs. N.Y. Jets, and it set up a 45-yard Raiders drive for a TD that put Oakland ahead to stay at 17-10 in the third quarter ... Also forced a fumble in Jets game ... Had 2 tackles and 1 pass defended in AFC title game Jan. 19 vs. Tennessee ... Had 4 tackles during Super Bowl loss to Tampa Bay on Jan. 26 ... In

regular season, led the team in passes defended (19) and ranked second in interceptions with 4 for 35 yards ... Had a stellar day Oct. 6 at Buffalo, with 4 passes defended and 2 INTs for 35 yards ... Had season-high 8 tackles Oct. 20 vs. San Diego ... Had an interception to end the game Nov. 24 at Arizona ... On Dec. 8 at San Diego, had 1 INT, a team-high 3 passes defended and 2 tackles despite suffering right leg fracture.

COLLEGE: In his four years at LSU, James played in 39 games with 29 starts and made 117 tackles (81 solo), 11 interceptions and 20 passes defended ... Also had 2 sacks and 5 other tackles-for-loss ... Also played WR as a freshman in 1992, catching 6 passes for 78 yards (13.0 avg.) with a long of 35 yards and 1 TD ... Earned first-team All-Southeastern Conference honors as a junior in 1994.

PERSONAL: Born in New Orleans, La. ... Attended Archbishop Shaw High School in Marrero, La., where he was an all-district performer as a DB and kick returner ... Also starred in track and basketball during his prep career ... Married (wife Angela) with a daughter, Tyanna (born 2-25-98).

TORY JAMES' STATISTICS

YEAR	TEAM	G-S	Defense							Interceptions					Scoring				
			ST	AT	TT	YDS	PBU	FF	FR-YDS	NO	YDS	AVG	LG	TD	TD	IntRt	FRRT	S	PTS
1996	Denver	16-2	17	5	22	0-0	7	1	1-15	2	15	7.5	15	0	—	—	—	—	—
1997	Denver	0-0																	
1998	Denver	16-0	10	2	12	0-0	2	0	0-0	0	0	—	0	—	—	—	—	—	—
1999	Denver	16-4	32	6	38	0-0	11	2	0-0	5	59	11.8	45	0	—	—	—	—	—
2000	Oakland	16-0	26	3	29	0-0	9	0	0-0	2	25	12.5	25	0	—	—	—	—	—
2001	Oakland	16-2	33	3	36	0-0	16	0	0-0	5	72	14.4	33	0	—	—	—	—	—
2002	Oakland	14-13	41	4	45	0-0	19	0	0-0	4	35	8.8	27	0	—	—	—	—	—
2003	Cincinnati	16-16	55	13	68	1-1	18	0	0-0	4	56	14.0	31	0	—	—	—	—	—
DEN. TOTALS		48-6	59	13	72	0-0	20	3	1-15	7	74	10.6	45	0	—	—	—	—	—
OAK. TOTALS		46-15	100	10	110	0-0	44	0	0-0	11	132	12.0	33	0	—	—	—	—	—
CIN. TOTALS		16-16	55	13	68	1-1	18	0	0-0	4	56	14.0	31	0	—	—	—	—	—
CAREER		110-37	214	36	250	1-1	82	3	1-15	22	262	11.9	45	0	—	—	—	—	—

YEAR TEAM	Special Teams								Kickoff Returns						Punt Returns					
	ST	AT	TT	FF	FR-YDS	BP	BFG	BXP	NO	YDS	AVG	FC	LG	TD	NO	YDS	AVG	FC	LG	TD
1996 Denver	10	0	10	0	0-0	0	0	0	—	—	—	—	—	—	—	—	—	—	—	—
1998 Denver	12	0	12	0	1-0	0	0	0	—	—	—	—	—	—	—	—	—	—	—	—
1999 Denver	3	0	3	0	0-0	0	0	0	—	—	—	—	—	—	—	—	—	—	—	—
2000 Oakland	4	1	5	0	0-0	0	0	0	—	—	—	—	—	—	—	—	—	—	—	—
2003 Cincinnati	4	0	4	0	0-0	0	0	0	—	—	—	—	—	—	—	—	—	—	—	—
DEN. TOTALS	25	0	25	0	1-0	0	0	0	—	—	—	—	—	—	—	—	—	—	—	—
OAK. TOTALS	4	1	5	0	0-0	0	0	0	—	—	—	—	—	—	—	—	—	—	—	—
CIN. TOTALS	4	0	4	0	0-0	0	0	0	—	—	—	—	—	—	—	—	—	—	—	—
CAREER	33	1	34	0	1-0	0	0	0	—	—	—	—	—	—	—	—	—	—	—	—

RILEY REIGNS SUPREME

In the Bengals record book, the most dominant lead in a major career category belongs to CB **Ken Riley**. His 65 interceptions nearly double the total (33) of second-place CB **Louis Breeden**.

JAMES' 2003 GAME-BY-GAME DEFENSIVE STATISTICS

DATE	OPPONENT	ST	AT	TT	SKS-YDS	INT-YDS	PBU	FF	FR-YDS
9-7	DENVER	3	1	4	0-0	1-24	2	0	0-0
9-14	at Oakland	2	0	2	0-0	0-0	2	0	0-0
9-21	PITTSBURGH	5	1	6	0-0	0-0	1	0	0-0
9-28	at Cleveland	6	0	6	0-0	0-0	0	0	0-0
10-5	at Buffalo	3	2	5	0-0	0-0	3	0	0-0
10-12	—BYE—								
10-19	BALTIMORE	2	0	2	0-0	1-31	1	0	0-0
10-26	SEATTLE	6	2	8	0-0	1-1	2	0	0-0
11-2	at Arizona	2	1	3	0-0	0-0	1	0	0-0
11-9	HOUSTON	3	1	4	0-0	0-0	0	0	0-0
11-16	KANSAS CITY	7	0	7	0-0	0-0	0	0	0-0
11-23	at San Diego	8	1	9	1-1	0-0	2	0	0-0
11-30	at Pittsburgh	3	0	3	0-0	0-0	0	0	0-0
12-7	at Baltimore	2	2	4	0-0	0-0	2	0	0-0
12-14	SAN FRANCISCO	1	1	2	0-0	0-0	0	0	0-0
12-21	at St. Louis	2	0	2	0-0	1-0	2	0	0-0
12-28	CLEVELAND	0	1	1	0-0	0-0	0	0	0-0
TOTALS		55	13	68	1-1	4-56	18	0	0-0

POSTSEASON

		Defense							Interceptions					Scoring						
YEAR	TEAM	G-S	ST	AT	TT	SKS-YDS	PBU	FF	FR-YDS	NO	YDS	AVG	LG	TD	TD	IntRt	TD	FRRI	S	PTS
1996	Denver	1-0	2	0	2	0-0	0	0	0-0	0	0	—	—	0	0	0	0	0	0	0
1997	Denver	0-0	DID NOT PLAY*							DID NOT PLAY*					DID NOT PLAY*					
1998	Denver	3-0	2	0	2	0-0	2	0	0-0	0	0	—	—	0	0	0	0	0	0	0
2000	Oakland	2-0	7	1	8	0-0	3	1	0-0	2	98	—	90t	1	1	1	0	0	0	6
2001	Oakland	2-0	7	1	8	0-0	1	0	0-0	0	0	—	—	0	0	0	0	0	0	0
2002	Oakland	3-3	8	0	8	0-0	4	1	0-0	1	0	0.0	0	0	0	0	0	0	0	0
DEN. TOTALS		4-0	4	0	4	0-0	2	0	0-0	0	0	—	—	0	0	0	0	0	0	0
OAK. TOTALS		7-3	22	2	24	0-0	8	2	0-0	3	98	32.7	90t	1	1	1	0	0	0	6
CAREER		11-3	26	2	28	0-0	10	2	0-0	3	98	32.7	90t	1	1	1	0	0	0	6

POSTSEASON SPECIAL TEAMS STATISTICS: 1 solo tackle in 1998.

*James was on the Reserve/Injured list for 16 regular-season games and four postseason games with Denver in the 1997 season.

OT



BELTON JOHNSON



73

Ht: 6-6 Wt: 303
College: Mississippi
1st year in NFL*

2003 Games-Starts: 0-0; Career Games-Starts: 0-0
Acquired: FA '04
Born: 7-23-80

Johnson enters 2004 season on Injured Reserve... Suffered torn quad muscle in team workout June 17 (2004); had surgery June 21... Waived by Bengals June 22; upon clearing waivers, was placed on Bengals' IR... Opened NFL career as college free agent in Bengals' 2003 training camp, and rejoined team late in season as practice squad player... Originally a walk-on at Ole Miss, he became a three-year starter, opening at RT in 36 straight games from 2000-02.

2003 RECAP: Signed with Cincinnati May 2 as college free agent... Played in all four preseason games; was waived Aug. 31... Signed Dec. 23 to Bengals practice squad... Signed Dec. 29 to Bengals' 2004 offseason roster.

COLLEGE: Was a key protector of standout QB Eli Manning through Manning's junior season at Ole Miss... Helped Rebels allow only 50 sacks in four seasons (1999-2002), lowest total of any Southeastern Conference team

during that span... As a senior, credited with key blocks on 2 TDs as Rebels beat Mississippi State to become bowl eligible, then had two more TD-producing blocks in Independence Bowl win over Nebraska... Redshirted as a true freshman in 1998; began his playing career in '99.

PERSONAL: Hometown is Coffeeville, Miss... Four-year letterman at Coffeeville High School... Earned bachelor's degree in art from Ole Miss, with emphasis in graphic design; minored in English and business administration... Made Dean's honor roll in fall of 2000 and spring of '02... Made 2001 SEC Academic Honor Roll... Has a son, Tyler (born 9-28-99)... Hobbies include video games and movies.

*— Johnson did not earn an accrued year of experience toward NFL free agency in 2003 because he was not on an NFL 53-player roster, a Reserve/Injured list, a Reserve/Physically Unable to Perform list or a Reserve/Non-Football Injury/Europe League list for the required minimum of six games. He is designated a first-year player in 2004.

WR



CHAD JOHNSON



85

Ht: 6-1 Wt: 192
College: Oregon State
4th year in NFL

2003 Games-Starts: 16-14; Career Games-Starts: 44-31
Acquired: D2 '01 (36th overall)
Born: 1-9-78

Johnson rose to elite ranks of NFL receivers in 2003, leading AFC with Bengals-record 1355 yards ... Voted as a starter on AFC Pro Bowl team, and logged 156 receiving yards, second-most in Pro Bowl history, with 90-yard TD catch ... His 90 receptions in 2003 were third-most in Bengals history, and he led the team in TDs (10) ... His yards-per-catch average of 15.1 was highest among the 24 NFL receivers who caught 69 or more passes.

2003 PARTICIPATION: Played in every game, with 14 starts ... Did not start Sept. 21 vs. Pittsburgh due to team rules violation, and did not start Nov. 30 at Pittsburgh as team opened in two-TE formation.

RECORD BOOK REVIEW: Johnson's 1355 receiving yards in 2003 broke the Bengals record of 1273 yards, set by Eddie Brown in 1988 ... Johnson broke the record in Game 15, Dec. 21 at St. Louis, when he moved to 1326 yards ... His 115-yard game at St. Louis was his fifth 100-yarder of the season, tying a team record which he already had shared ... He became the third Bengal to win an AFC receiving yards title, joining Eddie Brown (1273 in 1988) and Isaac Curtis (843 in '73) ... Became only second Bengals receiver to catch 90 or more passes in a season, as his 90 ranked third in club history behind Carl Pickens' totals of 100 in 1996 and 99 in '95 ... Johnson tied the club record for TD receptions in a game with 3 on Nov. 23 at San Diego, joining Pickens (four times with 3 TDs), Isaac Curtis (twice), Cris Collinsworth (once) and Bob Trumpy (once).

MAKING IT SIX: Johnson became the sixth Bengals WR voted to the Pro Bowl, joining Isaac Curtis (4 times), Cris Collinsworth (3), Carl Pickens (2), Eddie Brown (1) and Chip Myers (1).

MORE 2003 HIGHLIGHTS: Johnson's 1355 receiving yards led the AFC by 52 yards over second-place Derrick Mason of Tennessee (1303) ... Johnson ranked fourth in the NFL in receiving yards ... His 90 receptions ranked fifth in AFC ... His 10 TDs were most receiving scores by a Bengal since Carl Pickens had 12 in 1996 ... Had 7 catches of more than 40 yards, including 4 of more than 50 ... Ranked fourth in AFC in third-down receptions (27) ... Had 5 catches for 156 yards and 1 TD in Pro Bowl ... Only WR Randy Moss (212 yards in Feb., 2000) had more receiving yards in Pro Bowl, and Johnson's 90 TD catch from QB Steve McNair on AFC's first scrimmage play was the second-longest TD pass in the game's history (longest was 93 yards from Bengals QB Jeff Blake to WR Yancey Thigpen in Feb., 1996) ... In Bengals season

opener Sept. 7 vs. Denver, Johnson led the team in receptions (6) and finished second in receiving yards (95), with a diving catch for a 41-yard TD in fourth quarter ... Had 8 catches for season-high 131 yards Sept. 14 at Oakland, leading the team in yards and tying for most catches ... Led team in receiving yards (77) on Sept. 21 vs. Pittsburgh ... Had the first 2-TD game of his career in victory Sept. 28 at Cleveland, on 3-yard reception in first quarter and 55-yarder with 0:20 left in first half ... Led team in receptions (5) and yards (130) in victory Oct. 19 vs. Baltimore, with a career long 82-yard reception for a TD to put the Bengals ahead 21-7 in second quarter ... 82-yarder vs. Baltimore was longest Bengals pass play since 88-yarder from Jeff Blake to Darnay Scott on 9-17-95 at Seattle ... Led receivers in yards (84) with 3 catches in victory Oct. 26 vs. Seattle, including a 53-yard TD catch for the game's final score, giving Bengals a 27-24 lead with 8:03 to play ... Led the team in receptions (7) for 74 yards on Nov. 16 vs. Kansas City ... Led the team in receiving yards Nov. 23 at San Diego, totaling 107 on career-high 10 catches ... Johnson's team-record tying 3 TD catches at San Diego came on plays of 5 and 4 yards in first quarter and 12 yards in second quarter ... Led the team in receiving yards with 117 on Nov. 30 at Pittsburgh, and his 6 catches included a 4-yard TD pass in the second quarter ... Led the Bengals in receptions (7) and receiving yards (115) Dec. 21 at St. Louis, the 11th time on the season that he led in receiving yards.


PREVIOUS SEASONS: 2001—Drafted by Cincinnati in second round (36th overall) ... Entered draft after his junior season at Oregon State ... Signed July 18 ... Finished third on team in receiving yards (329) despite missing four games with fractured left clavicle he suffered after making a catch in the third quarter on Oct. 14 vs. Cleveland ... Missed Games 6-9 ... Made his first 2 NFL catches Sept. 30 at San Diego, including an 8-yard TD reception from Jon Kitna late in the second quarter that tied the score at 7-7 ... Led the team in victory Oct. 14 vs. Cleveland with 5 catches (for 68 yards) despite being sidelined in third quarter with collarbone fracture ... Returned to action Nov. 25 at Cleveland and had 1 catch for 7 yards ... Was 2-for-34 receiving on Jan. 6 at Tennessee, and in the fourth quarter, drew a 14-yard pass interference penalty against Michael Booker that put the offense in range for game-winning FG. **2002—**Played every game, and started the last 14 ... His 1166 receiving yards ranked fifth in team history through '02, and still stands as the most ever by a first or second-year Bengal ... Led the team in receptions (69) and yards per catch (16.9), as well as in yards ... Tied club record with five 100-yard receiving games, including only the third in-

stance in Bengals history of three straight 100-yarders ... His 5 TDs ranked second among the receivers and third on the team ... Burned opponents for three 100-yard games in a row, going 7-for-110 on Nov. 10 at Baltimore, 4-for-103 on Nov. 17 vs. Cleveland and 7-for-152 on Nov. 24 at Pittsburgh ... Joined Carl Pickens (1994-95), Tim McGee ('89) and Eddie Brown ('88) in the ranks of Bengals with five 100-yard receiving games in a season ... On Nov. 17 vs. Cleveland, his 4-for-103 day included a 72-yard TD reception from QB Jon Kitna early in first quarter, the longest Bengals scrimmage play of the season ... Johnson recorded his third consecutive game with 100 receiving yards Nov. 24 at Pittsburgh, getting career-high 152 on 7 catches ... Recorded his fourth 100-yard receiving game in five games with 114 yards on 6 catches Dec. 8 at Carolina ... Closed season Dec. 29 at Buffalo with his Bengals-record tying fifth 100-yard game of the year (6-123).

COLLEGE: Averaged 21.8 yards per catch in 2000

as he helped boost Oregon State to a No. 4 national ranking and a Fiesta Bowl victory over Notre Dame ... Caught touchdown passes of 4 and 74 yards in the Fiesta Bowl ... Set OSU school record with a 97-yard TD reception vs. Stanford ... Finished the 2000 season, including the Fiesta Bowl, with 37 catches for 806 yards and 8 TDs ... College teammate of Bengals WR T.J. Houshmandzadeh, with both players chosen by Cincinnati in the 2001 NFL Draft ... Johnson played in 1997 and '99 at Santa Monica (Calif.) College, sitting out '98 to concentrate on academics ... In 20 games at Santa Monica, he caught 120 passes for 2100 yards and 23 touchdowns.

PERSONAL: Hometown is Miami, Fla. ... Attended Miami Beach High School ... Physical education major at Oregon State ... Attended Langston University (Okla.) in 1996, but did not play football ... Has two high-profile cousins in the NFL, WR Keyshawn Johnson of Dallas and CB Samari Rolle of Tennessee.



GOING BOWLING WITH THE BENGALS: OT Willie Anderson (No. 71) and WR Chad Johnson (85) represented the Bengals in last season's AFC-NFC Pro Bowl, played Feb. 8, 2004 in Honolulu. Anderson helped the AFC produce a Pro Bowl-record 626 total yards, and Johnson caught 5 passes for 156 yards, including a 90-yard TD from Tennessee's Steve McNair on the AFC's first play from scrimmage.

CHAD JOHNSON'S STATISTICS

			Receiving					Rushing					Scoring					
YEAR	TEAM	G-S	NO	YDS	AVG	LG	TD	ATT	YDS	AVG	LG	TD	TD	TD-R	TD-P	TD-R	2-PIC	PTS
2001	Cincinnati	12-3	28	329	11.8	28	1	—	—	—	—	—	1	0	1	0	0	6
2002	Cincinnati	16-14	69	1166	16.9	72t	5	—	—	—	—	—	5	0	5	0	0	30
2003	Cincinnati	16-14	90	1355	15.1	82t	10	—	—	—	—	—	10	0	10	0	0	60
CAREER			44-31	187	2850	15.2	82t	16	—	—	—	—	16	0	16	0	0	96

CHAD JOHNSON'S SINGLE-GAME HIGHS

RECEIVING — Receptions: 10 at S.D. 11-23-03; Yards: 152 at Pitt. 11-24-02; Long: 82 vs. Balt. 10-19-03 (TD); Touchdowns: 3 at S.D. 11-23-03.

CHAD JOHNSON'S CAREER GAME-BY-GAME STATISTICS

		Receiving					Rushing				
DATE	OPPONENT	NO	YDS	AVG	LG	TD	ATT	YDS	AVG	LG	TD
2001											
9-9	NEW ENGLAND	0	0	—	—	0	—	—	—	—	—
9-23	BALTIMORE	0	0	—	—	0	—	—	—	—	—
9-30	at San Diego	2	28	14.0	20	1	—	—	—	—	—
10-7	at Pittsburgh	5	52	10.4	20	0	—	—	—	—	—
10-14	CLEVELAND	5	68	13.6	16	0	—	—	—	—	—
10-21	CHICAGO			INACTIVE					INACTIVE		
10-28	at Detroit			INACTIVE					INACTIVE		
11-4	—BYE—										
11-11	at Jacksonville			INACTIVE					INACTIVE		
11-18	TENNESSEE			INACTIVE					INACTIVE		
11-25	at Cleveland	1	7	7.0	7	0	—	—	—	—	—
12-2	TAMPA BAY	2	27	13.5	15	0	—	—	—	—	—
12-9	JACKSONVILLE	4	47	11.8	17	0	—	—	—	—	—
12-16	at New York Jets	2	13	6.5	9	0	—	—	—	—	—
12-23	at Baltimore	3	28	9.3	10	0	—	—	—	—	—
12-30	PITTSBURGH	2	25	12.5	14	0	—	—	—	—	—
1-6	at Tennessee	2	34	17.0	28	0	—	—	—	—	—
2002											
9-8	SAN DIEGO	0	0	—	—	0	—	—	—	—	—
9-15	at Cleveland	4	58	14.5	22t	1	—	—	—	—	—
9-22	at Atlanta	1	20	20.0	20	0	—	—	—	—	—
9-29	TAMPA BAY	0	0	—	—	0	—	—	—	—	—
10-6	at Indianapolis	6	72	12.0	17	0	—	—	—	—	—
10-13	PITTSBURGH	7	71	10.1	19	0	—	—	—	—	—
10-20	—BYE—										
10-27	TENNESSEE	6	86	14.3	24	0	—	—	—	—	—
11-3	at Houston	3	41	13.7	18	1	—	—	—	—	—
11-10	at Baltimore	7	110	15.7	39t	1	—	—	—	—	—
11-17	CLEVELAND	4	103	25.8	72t	1	—	—	—	—	—
11-24	at Pittsburgh	7	152	21.7	55	0	—	—	—	—	—
12-1	BALTIMORE	4	78	19.5	35t	1	—	—	—	—	—
12-8	at Carolina	6	114	19.0	32	0	—	—	—	—	—
12-15	JACKSONVILLE	4	91	22.8	44	0	—	—	—	—	—
12-22	NEW ORLEANS	4	47	11.8	15	0	—	—	—	—	—
12-29	at Buffalo	6	123	20.5	50	0	—	—	—	—	—
2003											
9-7	DENVER	6	95	15.8	41t	1	—	—	—	—	—
9-14	at Oakland	8	131	16.4	34	0	—	—	—	—	—
9-21	PITTSBURGH	4	77	19.3	31	0	—	—	—	—	—
9-28	at Cleveland	3	67	22.3	55t	2	—	—	—	—	—
10-5	at Buffalo	6	59	9.8	12	0	—	—	—	—	—
10-12	—BYE—										
10-19	BALTIMORE	5	130	26.0	82t	1	—	—	—	—	—
10-26	SEATTLE	3	84	28.0	53t	1	—	—	—	—	—
11-2	at Arizona	4	75	18.8	41	0	—	—	—	—	—
11-9	HOUSTON	9	89	9.9	22	0	—	—	—	—	—
11-16	KANSAS CITY	7	74	10.6	23	0	—	—	—	—	—
11-23	at San Diego	10	107	10.7	22	3	—	—	—	—	—
11-30	at Pittsburgh	6	117	19.5	58	1	—	—	—	—	—
12-7	at Baltimore	2	15	7.5	9	0	—	—	—	—	—
12-14	SAN FRANCISCO	6	91	15.2	26	1	—	—	—	—	—
12-21	at St. Louis	7	115	16.4	47	0	—	—	—	—	—
12-28	CLEVELAND	4	29	7.3	13	0	—	—	—	—	—
TOTALS		187	2850	15.2	82t	16	—	—	—	—	—



JEREMI JOHNSON



31

Ht: 5-11 Wt: 265
College: Western Kentucky
2nd year in NFL

2003 Games-Starts: 16-13; **Career Games-Starts:** 16-13
Acquired: D4b '03 (118th overall)
Born: 9-4-80

Fourth-round choice in 2003 NFL Draft was a big factor as rookie last season, playing in all 16 games as the No. 1 FB, with 13 starts ... First rookie to spend significant time as Bengals backfield starter since Corey Dillon started final eight games in 1997, and his lead blocking supported team's 13th-ranked NFL rushing average of 124.2 yards per game ... Possesses great overall agility on a powerful frame.

2003 PARTICIPATION: His 13 starts came in Games 1-9, 11-12 and 15-16 ... One of three Bengals rookies to play every game ... Did not start Nov. 16 vs. K.C., as offense opened in a two-TE set ... Did not start Dec. 7 at Baltimore and Dec. 14 vs. S.F. as offense opened with three WRs.

2003 HIGHLIGHTS: Johnson's lead blocking supported output of 200 or more rushing yards in four games (Games 9-11 and 14) ... Scored 2 TDs, 1 rushing and 1 receiving ... Had 15 pass receptions for 82 yards and 15 rushes for 41 yards ... Had 3 receptions for 11 yards and 1 rush for 3 yards Oct. 26 vs. Seattle, and his lead blocking aided rushing total of 194 yards ... Scored his first pro TD Nov. 9 vs. Houston, dragging Texans defender into end zone on 1-yard second-quarter run that gave Bengals 14-10 lead ... Also vs. Houston, his lead blocking helped HB Rudi Johnson rush for 182 yards on team-record 43 carries as Bengals posted 422 total yards and a season-high 240 rushing yards with their highest possession time (41:15) in 226 games ... Had 13-yard TD reception Nov. 16 vs. Kansas City, putting Bengals ahead to stay at 10-6

in big win against a 9-0 opponent ... Also vs. Chiefs, was lead blocker for Rudi Johnson's 165-yard rushing performance ... Aided team's 210-yard rushing output Nov. 23 at San Diego, and had season-high 17 rushing yards on 3 carries ... Had a season-long 16-yard pass reception and 1 rush for 2 yards Dec. 7 at Baltimore ... Had a 13-yard pass reception Dec. 14 vs. San Francisco, was the lead blocker out of the backfield for Rudi Johnson's 174-yard game, and had one of the key blocks on Rudi Johnson's 49-yard TD run in third quarter.

COLLEGE: Began college career as an All-Big Ten freshman team selection at Indiana in 1999, and stayed at Indiana through 2001, with three-year totals of 931 rushing yards (5.1 avg.) and 386 receiving yards (10.4 avg.) ... Scored 11 rushing TDs and 2 receiving TDs at Indiana while playing 33 games with 16 starts ... Left Indiana to play his 2002 senior season at Division I-AA Western Kentucky, following Hoosiers WRs coach T.J. Weist, who was leaving to join WKU as running backs coach ... Johnson was a key blocker and yardage-producer for WKU's 2002 national championship team, gaining 947 scrimmage yards and helping HB Jon Frazier rush for 1606.

PERSONAL: Hometown is Louisville, Ky. ... Attended Ballard High School, where as a junior and senior he rushed for more than 2000 total yards with 35 touchdowns ... Recreation sport management major at Western Kentucky ... First name is pronounced as "Jeremy."

JEREMI JOHNSON'S STATISTICS

YEAR	TEAM	G-S	Rushing					Receiving					Scoring					
			ATT	YDS	AVG	LG	TD	NO	YDS	AVG	LG	TD	TD	TD-R	TD-P	TD-RI	2-PIC	PTS
2003	Cincinnati	16-13	15	41	2.7	12	1	15	82	5.5	16	1	2	1	1	0	0	12
CAREER		16-13	15	41	2.7	12	1	15	82	5.5	16	1	2	1	1	0	0	12

YEAR TEAM	Special Teams								Kickoff Returns						Punt Returns					
	ST	AT	TT	FF	FR-YDS	BP	BFG	BXP	NO	YDS	AVG	FC	LG	TD	NO	YDS	AVG	FC	LG	TD
2003 Cincinnati	—	—	—	—	—	—	—	—	1	16	16.0	0	16	0	—	—	—	—	—	—
CAREER	—	—	—	—	—	—	—	—	1	16	16.0	0	16	0	—	—	—	—	—	—

JEREMI JOHNSON'S SINGLE-GAME HIGHS

RUSHING — Attempts: 5 vs. Hou. 11-9-03; Yards: 17 at S.D. 11-23-03; Long: 12 at S.D. 11-23-03; Touchdowns: 1 vs. Hou. 11-9-03.

RECEIVING — Receptions: 3 (twice); most recently vs. Sea. 10-26-03; Yards: 16 at Balt. 12-7-03; Long: 16 at Balt. 12-7-03; Touchdowns: 1 vs. K.C. 11-16-03.

(continued)

THE NAME GAME

The most common last name among players listed on the Bengals all-time roster is Johnson. Sixteen players named Johnson are on the roster. Smith is second with 13 and Williams ranks third with 10.

JEREMI JOHNSON'S 2003 GAME-BY-GAME STATISTICS

DATE	OPPONENT	Rushing					Receiving				
		ATT	YDS	AVG	LG	TD	NO	YDS	AVG	LG	TD
9-7	DENVER	0	0	—	—	0	1	6	6.0	6	0
9-14	at Oakland	0	0	—	—	0	2	1	0.5	1	0
9-21	PITTSBURGH	0	0	—	—	0	0	0	—	—	0
9-28	at Cleveland	2	3	1.5	3	0	1	3	3.0	3	0
10-5	at Buffalo	0	0	—	—	0	3	11	3.7	7	0
10-12	—BYE—										
10-19	BALTIMORE	0	0	—	—	0	1	5	5.0	5	0
10-26	SEATTLE	1	3	3.0	3	0	3	11	3.7	7	0
11-2	at Arizona	0	0	—	—	0	0	0	—	—	0
11-9	HOUSTON	5	6	1.2	2	1	1	3	3.0	3	0
11-16	KANSAS CITY	0	0	—	—	0	1	13	13.0	13	1
11-23	at San Diego	3	17	5.7	12	0	0	0	—	—	0
11-30	at Pittsburgh	1	2	2.0	2	0	0	0	—	—	0
12-7	at Baltimore	1	2	2.0	2	0	1	16	16.0	16	0
12-14	SAN FRANCISCO	0	0	—	—	0	1	13	13.0	13	0
12-21	at St. Louis	1	6	6.0	6	0	0	0	—	—	0
12-28	CLEVELAND	1	2	2.0	2	0	0	0	—	—	0
TOTALS		15	41	2.7	12	1	15	82	5.5	16	1

WR/KOR



PATRICK JOHNSON



88

Ht: 5-10 Wt: 196

College: Oregon

7th year in NFL

2003 Games-Starts: 16-2 (Wash.); Career Games-Starts: 64-23

Acquired: UFA (Wash.) '04

Born: 8-10-76

Fleet receiver with a 15.3-yard career reception average, Johnson signed with Cincinnati on 3-19-04 as an unrestricted free agent ... Also a top prospect for kickoff return duty, he has a 24.1 career KOR avg. ... Excellent overall special teams player, he downed two punts at 5-yard line or closer to goal while playing for Washington last season ... Spent his first four NFL seasons with Baltimore, coinciding with Bengals head coach Marvin Lewis' last four seasons as Ravens defensive coordinator ... Started nine games plus one playoff game in 2000 as Ravens won NFL title.

2003 PARTICIPATION: Signed March 11 with Washington as an unrestricted free agent ... Played in 16 games for the first time in his career, and started as part of three-WR alignment on Oct. 12 vs. Tampa Bay and Nov. 23 at Miami.

2003 HIGHLIGHTS: Had 15 catches, second-most of his career, and had his third-most receiving yards (170) ... Led Redskins in kickoff return average, maintaining 23.8 mark on 13 attempts ... Ranked seventh on team in special teams tackles (10) ... In Washington's two-point victory Sept. 14 at Atlanta, he downed a punt at the Falcons' 5 in third quarter, setting up a safety ... Had season-high 55 yards on 3 catches Nov. 2 at Dallas, plus 24.3-yard avg. on 4 KOR ... Caught 10-yard TD pass from Patrick Ramsey on Nov. 16 at Carolina ... Had season-high 4 catches (for 26 yards) in starting role Nov. 23 at Miami ... His 50-yard KOR set up Redskins' first TD in victory Dec. 7 at N.Y. Giants ... Downed a punt at 4-yard line Dec. 27 vs. Philadelphia.

PREVIOUS SEASONS: 1998—Drafted by Baltimore in second round (42nd overall) ... Signed June 24 ... Played in 13 games (inactive for Games 2, 3 and 7 due to injuries) ... 12 catches for 159 yards and 1 TD, plus 16 KOR for 24.9 avg. with 1 TD ... Made NFL debut Sept. 6 vs. Pittsburgh, with 2 catches for 20 yards and 3 KOR for 29 yards ... Had season-high 42 receiving yards (on 2 catches) on Oct. 11 vs. Tennessee ... Made his first TD catch Nov. 1 vs. Jacksonville, a 3-yarder from Jim Harbaugh, and he also had a 51-yard KOR ... Raced 97 yards for a TD on a kickoff return on Dec. 13 vs. Minnesota (more detail in "A Part of History" on next page).

1999—Played in only 10 games, due in part to a recurring calf injury, but finished with career highs in receptions (29), yards (526) and receiving TDs (3) ... His 18.1-yard receiving avg. led all Ravens with 7 or more catches ... Had two of team's four-longest pass plays (76 and 64) and also had a 52-yard TD catch ... Had the 52-yarder in third quarter of a 19-13 overtime win on Oct. 3 at Atlanta ... Went 6-for-73 receiving Nov. 21 at Cincinnati, including a 25-yard TD ... Scored on a 76-yard pass Dec. 5 vs. Tennessee, team's longest play of the season ... Caught 3-for-82 on Dec. 26 vs. Cincinnati, including a 64-yarder in the second quarter ... Capped his season with 9 catches for 114 yards, both career highs, in Jan. 2 season finale at New England ... His 9 catches at New England were most by a Ravens player all season. **2000**—Played in 12 games for Baltimore, making a career-high 9 starts, and played in all four playoff games with one start as Ravens won Super Bowl XXXV ... Caught 12 passes for 156 yards and 2 TDs in regular season ... Suffered a broken collarbone on the first day of training camp and was inactive

for all preseason games and first two regular-season games ... Caught the game-winning TD pass Nov. 12 at Tennessee, converting 2-yard score with 0:25 to play for a 24-23 Ravens win that was Tennessee's first loss at Adelphia Coliseum ... Caught a 46-yard touchdown pass Nov. 26 vs. Cleveland, giving Baltimore a 21-7 lead en route to 44-7 win ... Made first postseason start (no receptions) in Divisional playoff win Jan. 7 at Tennessee ... Had 1 catch for 8 yards in Super Bowl XXXV on Jan. 28 vs. N.Y. Giants. **2001**—Played in Games 1-4, but suffered fractured left clavicle in Game 4, Sept. 30 at Denver, and was inactive for the final 12 regular-season games plus both Ravens postseason games ... Caught 5 passes for 57 yards and 1 TD, a 2-yarder Sept. 23 at Cincinnati. **2002**—Signed with Jacksonville on March 18 as unrestricted free agent ... Started in Games 1-6, but suffered an abdomen injury in Game 6, Oct. 20 at Baltimore, and was inactive for seven of the last 10 games (played as reserve in Games 8, 13 and 16) ... Finished season with 9 catches for 187 yards (career-high 20.8-yard avg.) and 2 TDs ... Set a Jaguars record (since broken) for longest pass reception with a career-long 79-yard score from Mark Brunell on Sept. 15 at Kansas City.

THAT'S FAST: An accomplished sprinter at the University of Oregon, Johnson finishing ahead of Carl Lewis in the 100 meters at the 1995 Drake Relays, clocking a 10.26. Johnson earned NCAA All-American honors in both the 100 and 200-meter events.

A PART OF HISTORY: Playing for Baltimore as a

rookie in 1998, Johnson had a 97-yard kickoff return for a TD in the first quarter on Dec. 13 vs. Minnesota. Entering 2004, the game stands as the only one in NFL history in which three kickoffs were returned for TDs. Johnson's was the second of the game, following by six minutes a 95-yarder by teammate Corey Harris. (Baltimore's two KOR touchdowns tied the record for most in a game by one team.) On the ensuing kickoff after Johnson's score, Minnesota's David Palmer ran 88 yards for the record-setting third KOR touchdown of the game. Minnesota won, 38-28.

COLLEGE: Played four seasons at Oregon, and finished his career ranked eighth on school's all-time receiving list with 110 catches (for 1919 yards) ... Caught 55-for-1072 with 8 TDs as a senior ... Earned second-team All-Pac-10 honors as a senior as both a receiver and a kick returner ... Finished his career with 3844 all-purpose yards.

PERSONAL: Born in Gainesville, Ga., but attended high school at Redlands High in Redlands, Calif. ... Played just one year of high school football, but earned all-conference honors with 780 rushing yards, 312 receiving yards and 12 TDs ... Won the California state championships in the 100 and 200-meter dashes in high school and represented the U.S. on the junior national team ... Earned degree in journalism/communications from Oregon ... Has a history of community involvement, particularly in programs that stress reading and education for at-risk youths ... Full name is Patrick Jevon Johnson.

PATRICK JOHNSON'S STATISTICS

YEAR	TEAM	G-S	Receiving					Rushing					Scoring					
			NO	YDS	AVG	LG	TD	ATT	YDS	AVG	LG	TD	TD	TD-R	TD-P	TD-RI	2-PIC	PTS
1998	Baltimore	13-0	12	159	13.3	35	1	0	0	—	—	0	2	0	1	*1	0	12
1999	Baltimore	10-6	29	526	18.1	761	3	1	12	12.0	12	0	3	0	3	0	0	18
2000	Baltimore	12-9	12	156	13.0	461	2	2	21	10.5	19	0	2	0	2	0	0	12
2001	Baltimore	4-0	5	57	11.4	25	1	0	0	—	—	0	1	0	1	0	0	6
2002	Jacksonville	9-6	9	187	20.8	791	2	1	-9	-9.0	-9	0	2	0	2	0	0	12
2003	Washington	16-2	15	170	11.3	31	1	0	0	—	—	0	1	0	1	0	0	6
BALT. TOTALS		39-15	58	898	15.5	761	7	3	33	11.0	19	0	8	0	7	*1	0	48
JAX. TOTALS		9-6	9	187	20.8	791	2	1	-9	-9.0	-9	0	2	0	2	0	0	12
WASH. TOTALS		16-2	15	170	11.3	31	1	0	0	—	—	0	1	0	1	0	0	6
CAREER		64-23	82	1255	15.3	791	10	4	24	6.0	19	0	11	0	10	*1	0	66

*NOTE: TD scored on kickoff return (see below).

MISCELLANEOUS STATISTICS: Sacked once for 7 yards in 2002.

		Special Teams								Kickoff Returns						Punt Returns					
		FR-																			
YEAR	TEAM	ST	AT	TT	FF	YDS	BP	BFG	BXP	NO	YDS	AVG	FC	LG	TD	NO	YDS	AVG	FC	LG	TD
1998	Baltimore	0	0	0	0	0-0	0	0	0	16	399	24.9	0	971	1	1	6	6.0	0	6	0
2000	Baltimore	1	2	3	0	0-0	0	0	0	0	0	—	0	—	0	0	0	—	0	—	0
2001	Baltimore	0	0	0	0	0-0	0	0	0	2	39	19.5	0	23	0	0	0	—	0	—	0
2003	Washington	10	0	10	0	0-0	0	0	0	13	310	23.8	1	50	0	3	17	5.7	3	11	0
BALT. TOTALS		1	2	3	0	0-0	0	0	0	18	438	24.3	0	971	1	1	6	6.0	0	6	0
WASH. TOTALS		10	0	10	0	0-0	0	0	0	13	310	23.8	1	50	0	3	17	5.7	3	11	0
CAREER		11	2	13	0	0-0	0	0	0	31	748	24.1	1	971	1	4	23	5.8	3	11	0

(continued)

PATRICK JOHNSON'S SINGLE-GAME HIGHS

RECEIVING — Receptions: 9 at N.E. 1-2-00 (for Balt.); Yards: 114 at N.E. 1-2-00 (for Balt.); Long: 79 at K.C. 9-15-02 (TD) (for Jax.); Touchdowns: 1 (10 times); most recently at Car. 11-16-03 (for Wash.).

KICKOFF RETURNS — Returns: 4 at Dall. 11-2-03 (for Wash.); Yards: 97 (twice); most recently vs. Minn. 12-13-98 (for Balt.); Long: 97 vs. Minn. 12-13-98 (TD) (for Balt.); Touchdowns: 1 vs. Minn. 12-13-98 (for Balt.).

PUNT RETURNS — Returns: 1 (4 times); most recently at Mia. 11-23-03 (for Wash.); Yards: 11 vs. Sea. 11-9-03 (for Wash.); Long: 11 vs. Sea. 11-9-03 (for Wash.).

PATRICK JOHNSON'S 2003 GAME-BY-GAME STATISTICS (FOR WASHINGTON)

DATE	OPPONENT	Receiving					Kickoff Returns					Punt Returns				
		NO	YDS	AVG	LG	TD	NO	YDS	AVG	FC	LG	TD	NO	YDS	AVG	FC
9-4	N.Y. JETS	0	0	—	—	0	0	0	—	0	—	0	0	0	—	0
9-14	at Atlanta	0	0	—	—	0	0	0	—	1	—	0	0	0	—	0
9-21	N.Y. GIANTS	2	34	17.0	27	0	0	0	—	0	—	0	0	0	—	0
9-28	NEW ENGLAND	0	0	—	—	0	0	0	—	0	—	0	0	0	—	0
10-5	at Philadelphia	1	8	8.0	8	0	0	0	—	0	—	0	0	0	—	0
10-12	TAMPA BAY	0	0	—	—	0	0	0	—	0	—	0	0	0	—	0
10-19	at Buffalo	1	9	9.0	9	0	0	0	—	0	—	0	0	0	—	0
10-26	—BYE—															
11-2	at Dallas	3	55	18.3	31	0	4	97	24.3	0	29	0	1	6	6.0	0
11-9	SEATTLE	0	0	—	—	0	3	49	16.3	0	18	0	1	11	11.0	2
11-16	at Carolina	2	16	8.0	10†	1	0	0	—	0	—	0	0	0	—	0
11-23	at Miami	4	26	6.5	10	0	0	0	—	0	—	0	1	0	0.0	1
11-30	NEW ORLEANS	1	13	13.0	13	0	1	24	24.0	0	24	0	0	0	—	0
12-7	at N.Y. Giants	1	9	9.0	9	0	1	50	50.0	0	50	0	0	0	—	0
12-14	DALLAS	0	0	—	—	0	3	69	23.0	0	28	0	0	0	—	0
12-21	at Chicago	0	0	—	—	0	1	21	21.0	0	21	0	0	0	—	0
12-27	PHILADELPHIA	0	0	—	—	0	0	0	—	0	—	0	0	0	—	0
TOTALS		15	170	11.3	31	1	13	310	23.8	1	50	0	3	17	5.7	3

POSTSEASON

YEAR	TEAM	G-S	Receiving					Rushing					Scoring				
			NO	YDS	AVG	LG	TD	ATT	YDS	AVG	LG	TD	TD	TD-R	TD-P	TD-RI	2-PIC
2000	Baltimore	4-1	1	8	8.0	8	0	—	—	—	—	—	—	—	—	—	—
2001	Baltimore	0-0	DID NOT PLAY**					DID NOT PLAY**					DID NOT PLAY**				
CAREER		4-1	1	8	8.0	8	0	—	—	—	—	—	—	—	—	—	—

**NOTE: Patrick Johnson was inactive for two postseason games with Baltimore in 2001.

JOHNSONS LEAD BENGALS OVER HOUSTON



Rudi Johnson



Chad Johnson



Jeremi Johnson

HB **Rudi Johnson**, WR **Chad Johnson** and FB **Jeremi Johnson** combined for 298 yards of offense and 3 touchdowns in the Bengals' 34-27 win over the Houston Texans last Nov. 9 at Paul Brown Stadium. Rudi totaled 200 yards (182 rushing and 18 receiving) and scored twice; Chad racked up 89 receiving yards; and Jeremi gained 6 yards rushing and 3 yards receiving and scored his first career TD on a 1-yard run.



Ht: 5-10 Wt: 220

College: Auburn

4th year in NFL

2003 Games-Starts: 13-5; Career Games-Starts: 22-5

Acquired: D4 '01 (100th overall)

Born: 10-1-79

Johnson had a breakout year in 2003, becoming first rusher in Bengals history with three games in a season of 150 or more rushing yards ... Led the team in total rushing yards (957), carries (215) and rushing TDs (9), and did not have a fumble ... Finished second on team in total TDs (9), and set Bengals record for carries in a game (43) ... Got his chance when injuries limited starting HB Corey Dillon ... Shared time at No. 1 HB after Dillon returned to full form ... Became a restricted free agent on 3-2-04, and re-signed with Bengals on 5-11-04.

2003 PARTICIPATION: Played in 13 games, with five starts ... Started in Games 5, 7 and 9-11 ... Inactive for Games 1-3 while recovering from a preseason quad strain.

RECORD REVIEW: Johnson entered the 2003 campaign with only 67 rushing yards over his first two NFL campaigns, but he exited as only rusher in Bengals history to post three games of 150 or more yards in a season ... Rushed 43-for-182 on Nov. 9 vs. Houston; 22-for-165 on Nov. 16 vs. Kansas City; and 21-for-174 on Dec. 14 vs. San Francisco ... Previously in Bengals history, only two rushers had posted even two games of 150-plus yards in a season — Corey Dillon twice (1999 & 2000) and Paul Robinson once (1968) ... Johnson's 43-carry performance in the Houston game not only broke the Bengals record of 39 set by Dillon in 1997, it tied for the second-most carries in NFL history and tied for the most ever in a non-overtime game ... The record for carries is 45, set by Washington's Jamie Morris against the Bengals in an overtime game on Dec. 17, 1988 ... Johnson joined James Wilder of Tampa Bay (1984) and Butch Woolfolk of the N.Y. Giants ('83) in the 43-carry club, and only Johnson and Woolfolk have reached 43 in a regulation-time game.

MORE 2003 HIGHLIGHTS: Despite missing Games 1-3 with quad strain, Johnson fell just 43 yards

short of becoming the seventh Bengal to rush for 1000 yards in a season ... Posted career highs in pass receptions (21) and receiving yards (146) ... Posted total of four 100-yard rushing games, one short of team record for a season ... His 9 TDs (all rushing) were second on team to WR Chad Johnson's 10 ... Saw his first significant action in victory Sept 28 at Cleveland, as Dillon was limited by groin pull, and had 15 rushes for 51 yards and 4 receptions for 11 yards ... Scored first career TD in start Oct. 5 at Buffalo, on a 16-yard run in fourth quarter that tied score at 13-13, and finished Bills game with 20 carries for 69 yards ... Had his first career 100-yard rushing day with 101 yards on 27 carries (3.7 avg.) in victory Oct. 26 vs. Seattle, including an 18-yard TD run ... Scored TDs on runs of 17 and 1 yards in victory Nov. 9 vs. Houston, and his 182 rushing total was most by a Bengal since Dillon had 184 on 10-28-01 at Detroit ... Also vs. Houston, Johnson had 18 yards on 2 pass receptions, pushing his scrimmage yard total for the day to 200, first 200-yard scrimmage day for a Bengal since Dillon had 202 on 10-28-01 at Detroit ... Johnson's 1-yard TD vs. Houston came with 10:56 left in fourth quarter, giving Bengals a 31-27 lead ... Averaged 7.5 yards per carry in victory Nov. 16 vs. Kansas City (rushing 22-for-165), including a 54-yard run to the Chiefs' 29 in the fourth quarter, the longest Bengals rush of the season ... In his 174-yard rushing game Dec. 14 vs. San Francisco, Johnson had 2 TD runs, one of 49 yards on a fourth-and-one play in the third quarter, putting the Bengals ahead 28-17, and the second on a 3-yard run in the fourth quarter to give Bengals a 41-31 edge ... Closed season Dec. 28 vs. Cleveland with 52 rushing yards on 14 carries, with TD runs of 5 yards in first quarter and 2 yards in fourth quarter.

PREVIOUS SEASONS: 2001—Drafted by Bengals in fourth round (100th overall) ... Signed July 17 ... Rushed for 159 yards on 38 carries (4.2 avg.) in preseason ...

BENGALS TOP-10 RUSHING GAMES

Yards	Player	Date	Opponent
278	Corey Dillon	Oct. 22, 2000	vs. Denver
246	Corey Dillon	Dec. 4, 1997	vs. Tennessee
216	Corey Dillon	Dec. 3, 2000	vs. Arizona
201	James Brooks	Dec. 23, 1990	vs. Houston
192	Corey Dillon	Dec. 12, 1999	vs. Cleveland
190	Harold Green	Dec. 20, 1992	vs. New England
184	Corey Dillon	Oct. 28, 2001	at Detroit
182	Rudi Johnson	Nov. 9, 2003	vs. Houston
174	Rudi Johnson	Dec. 14, 2003	vs. San Francisco
168	Corey Dillon	Oct. 10, 1999	at Cleveland

Was on the roster for all of his rookie campaign, but spent 14 weeks on inactive gameday status as veteran RBs remained largely injury-free ... Inactive for Games 1-14 of regular season, but saw action as a kickoff returner in final two games ... Had 1 return for 25 yards on Dec. 30 vs. Pittsburgh, and averaged 18.0 yards on 3 returns Jan. 6 at Tennessee. **2002**—Totaled 67 rushing yards on 17 attempts and caught 6 passes for 34 yards ... Replaced Brandon Bennett as No. 2 HB and No. 1 KOR for four games Bennett missed with injuries ... Had 24 yards rushing at Cleveland on 5 carries (4.8 avg.), along with 3-for-16 receiving and 2 KORs for 17.5 average. ... Averaged 30.0 yards on 3 KORs vs. Baltimore, including his longest of the season, a 42-yarder ... Averaged 8.3 yards per rush (3-25) Dec. 29 at Buffalo, including season-long 13-yarder, and averaged 18.8 yards on 5 KORs ... Played in Games 2, 5, 7, 12-14 and 16 ... Inactive for Games 1, 3-4, 6, 8-11 and 15.

COLLEGE: Named coaches' Player of the Year in Southeastern Conference in 2000, and earned *Associated Press* SEC Offensive Player of the Year honors ... Selected to 2000 All-America second team by *The Sporting News*

... Played at Auburn only in 2000, and entered the NFL Draft as a junior ... Set Auburn season record with 324 rushing attempts, and his 1567 rushing yards were second in school history to Bo Jackson's 1786 in 1985 ... Rushed for 100 or more yards in 10 games ... Had TD runs of 70, 42, 56 and 78 yards, and was a semifinalist for Doak Walker Award, given to nation's top RB ... Played in 1998-99 at Butler County Community College in El Dorado, Kan., shattering opposing defenses with 35 TDs in the 1999 season alone ... Rushed for 2224 yards with a 7.3 per-carry average in 1999, and gained 1603 yards with a 5.7 avg. in '98 ... Named MVP of 1999 national JC championship game, rushing for 373 yards and scoring all 7 Butler TDs in 49-35 win over Dixie College.

PERSONAL: Hometown is Ettrick, Va. ... Attended Thomas Dale High School ... Sociology major at Auburn ... Has a daughter, Jasmine ... Has established the Harriet L. Fisher Scholarship Fund for student-athletes in Ettrick/Matoaca, Va. ... Works with youth at the James Farrior Football Camp in Virginia ... Hobbies include traveling and listening to music ... Full name is Rudi Ali Johnson.

RUDI JOHNSON'S STATISTICS

		Rushing					Receiving					Scoring						
YEAR	TEAM	G-S	ATT	YDS	AVG	LG	TD	NO	YDS	AVG	LG	TD	TD	TD-R	TD-P	TD-RI	2-PIC	PTS
2001	Cincinnati	2-0	0	0	—	—	0	0	0	—	—	0	0	0	0	0	0	0
2002	Cincinnati	7-0	17	67	3.9	13	0	6	34	5.7	14	0	0	0	0	0	0	0
2003	Cincinnati	13-5	215	957	4.5	54	9	21	146	7.0	17	0	9	9	0	0	0	54
CAREER		22-5	232	1024	4.4	54	9	27	180	6.7	17	0	9	9	0	0	0	54

		Special Teams							Kickoff Returns							Punt Returns						
YEAR	TEAM	FR-																				
		ST	AT	TT	FF	YDS	BP	BFG	BXP	NO	YDS	AVG	FC	LG	TD	NO	YDS	AVG	FC	LG	TD	
2001	Cincinnati	—	—	—	—	—	—	—	—	4	79	19.8	0	25	0	—	—	—	—	—	—	
2002	Cincinnati	—	—	—	—	—	—	—	—	13	277	21.3	0	42	0	—	—	—	—	—	—	
2003	Cincinnati	—	—	—	—	—	—	—	—	2	23	11.5	0	15	0	—	—	—	—	—	—	
CAREER		—	—	—	—	—	—	—	—	19	379	19.9	0	42	0	—	—	—	—	—	—	

RUDI JOHNSON'S SINGLE-GAME HIGHS

RUSHING — Attempts: 43 vs. Hou. 11-9-03; Yards: 182 vs. Hou. 11-9-03; Long: 54 vs. K.C. 11-16-03; Touchdowns: 2 (3 times); most recently vs. Cle. 12-28-03.

RECEIVING — Receptions: 4 at Cle. 9-28-03; Yards: 25 vs. Cle. 12-28-03; Long: 17 vs. Hou. 11-9-03.

KICKOFF RETURNS — Returns: 5 at Buff. 12-29-02; Yards: 94 at Buff. 12-29-02; Long: 42 vs. Balt. 12-1-02.

RUDI JOHNSON'S 2003 GAME-BY-GAME STATISTICS

		Rushing					Receiving					Kickoff Returns					
DATE	OPPONENT	ATT	YDS	AVG	LG	TD	NO	YDS	AVG	LG	TD	NO	YDS	AVG	FC	LG	TD
9-7	DENVER	INACTIVE					INACTIVE					INACTIVE					
9-14	at Oakland	INACTIVE					INACTIVE					INACTIVE					
9-21	PITTSBURGH	INACTIVE					INACTIVE					INACTIVE					
9-28	at Cleveland	15	51	3.4	11	0	4	11	2.8	8	0	0	0	—	0	—	0
10-5	at Buffalo	20	69	3.5	16t	1	1	10	10.0	10	0	0	0	—	0	—	0
10-12	—BYE—																
10-19	BALTIMORE	3	5	1.7	3	0	0	0	—	—	0	0	0	—	0	—	0
10-26	SEATTLE	27	101	3.7	18t	1	2	16	8.0	13	0	0	0	—	0	—	0
11-2	at Arizona	8	34	4.3	12	1	0	0	—	—	0	2	23	11.5	0	15	0
11-9	HOUSTON	43	182	4.2	21	2	2	18	9.0	17	0	0	0	—	0	—	0
11-16	KANSAS CITY	22	165	7.5	54	0	2	12	6.0	10	0	0	0	—	0	—	0
11-23	at San Diego	17	55	3.2	15	0	2	21	10.5	11	0	0	0	—	0	—	0
11-30	at Pittsburgh	10	29	2.9	15	0	1	4	4.0	4	0	0	0	—	0	—	0
12-7	at Baltimore	4	10	2.5	5	0	1	4	4.0	4	0	0	0	—	0	—	0
12-14	SAN FRANCISCO	21	174	8.3	49t	2	2	8	4.0	4	0	0	0	—	0	—	0
12-21	at St. Louis	11	30	2.7	16	0	2	17	8.5	14	0	0	0	—	0	—	0
12-28	CLEVELAND	14	52	3.7	13	2	2	25	12.5	13	0	0	0	—	0	—	0
TOTALS		215	957	4.5	54	9	21	146	7.0	17	0	2	23	11.5	0	15	0



Ht: 6-5 Wt: 310

College: Arizona State

3rd year in NFL

2003 Games-Starts: 16-16; Career Games-Starts: 32-30

Acquired: D1 '02 (10th overall)

Born: 8-24-79

Top Bengals pick from 2002 NFL Draft continued to build his NFL resume in '03, showing exceptional toughness and desire while starting every game at LOT ... Suffered torn knee cartilage Dec. 7 at Baltimore that required arthroscopic surgery the next day, but he came back to play all the way Dec. 14 vs. San Francisco ... His performance was considered vital in the victory over San Francisco, as Bengals had struggled in pass protection after he was sidelined the previous week at Baltimore ... Exceptionally quick and agile for an offensive lineman.

2003 PARTICIPATION: Played in every game for the second consecutive season ... Ranked third on offense in snaps played, logging 1053 of 1078 total (97.7 percent) ... Has started 28 consecutive games as Bengals LOT.

2003 HIGHLIGHTS: Saw some action at TE in goal-line offense, and he gave the offense new life for an eventual TD Sept. 14 at Oakland as he was the intended receiver of a Jon Kitna pass in the end zone and Raiders LB Bill Romanowski was flagged for interference ... Supported offensive output of 416 net yards in the Oakland game ... Contributed to line performance of no sacks allowed in victory Sept. 28 at Cleveland as QB Kitna posted 125.1 passer rating ... Had a key block on 16-yard TD run by Rudi Johnson on Oct. 5 at Buffalo ... Aided 412-yard output in victory Oct. 26 vs. Seattle, including 194 rushing yards ... Playing as extra TE, had a key block Nov. 2 at Arizona on Rudi Johnson's 2-yard TD run in first quarter ... In victory Nov. 9 vs. Houston, helped offense produce 422 total yards and a season-high in rushing yards (240), with highest possession time (41:15) in 226 games, since 11-27-88 vs. Buffalo (41:21) ... Also vs. Houston, supported Rudi Johnson rushing for 182 yards on club-record 43 carries, and contributed to line performance of no sacks allowed ... Supported offense as it produced a second straight 422-yard total Nov. 16 vs. Kansas City, including 200 yards rushing ... Supported a season-high 444-yard total offense effort Nov. 23 at San Diego, including third straight game of 200 or more rushing yards (210).

2002: Drafted by Bengals in first round (10th overall) ... Signed July 25, first day of training camp ... Started Games 5-16 at LOT ... Started as blocking TE in Games 1 and 3 ... Played as reserve in Games 2 and 4 ... Started every game during offense's streak of six straight games of 350 or more yards (Games 7-12), team's longest such streak since 1986 ... Named to All-Rookie Team selected by *Pro Football Weekly* ... Supported HB Corey Dillon's

1311-yard rushing season, third-highest total in team history ... Took over the starting LOT job in the second quarter on Sept. 29 vs. Tampa Bay, following season-ending injury to Richmond Webb ... Made his first start at the LOT spot Oct. 6 at Indianapolis, helping Dillon rush for season-high 164 yards and aiding pass protection effort that yielded only 1 sack ... Supported 390-yard offensive day Nov. 3 at Houston, as Bengals allowed no sacks for second straight game ... Exited Nov. 10 game at Baltimore with a list of minor injuries (rotator cuff, toe, wrist), but played Nov. 17 vs. Cleveland, and supported 350-yard offensive output ... Also vs. Cleveland, recovered a fumble by QB Jon Kitna at the Cincinnati 25 in second quarter ... Blocked for 381-yard output Dec. 1 vs. Baltimore, as offense allowed only 1 sack for the third straight game and posted 350 or more yards total offense for the sixth straight game ... Supported season-high 423-yard output Dec. 22 vs. New Orleans, including a 240-yard rushing total that was Cincinnati's highest since a 292-yard day vs. Arizona on Dec. 3, 2000.

COLLEGE: Entered Arizona State on an academic scholarship, and joined the football program as a walk-on ... Earned athletic scholarship in his second year at ASU, after gaining 60 pounds (215 to 275) during his redshirt freshman season of 1997 ... Played DE as a freshman, but was switched to offensive line, playing guard as a sophomore and left tackle as a junior and senior ... Started his last 35 games ... As a senior, was All-America second-team selection by *Football News* and first-team All-Pac-10, helping lead offense that averaged 426.4 yards per game ... Started all 12 games as a junior, including Aloha Bowl vs. Boston College.

PERSONAL: Hometown is Eloy, Ariz. ... Attended Santa Cruz Valley High School, where he earned first-team all-state honors on offense and second-team all-conference honors on defense ... Lettered in football, basketball, baseball and track, and was named the school's Athlete of the Year in 1997 ... Earned bachelor's degree from Arizona State in exercise science, with a minor in business ... Played trumpet in his high school band ... First name is pronounced "LEE-vye."

LEVI JONES' STATISTICS

YEAR	TEAM	GAMES	STARTS
2002	Cincinnati	16	14
2003	Cincinnati	16	16
CAREER		32	30



RICOT JOSEPH



42

Ht: 6-0 Wt: 195

College: Central Florida

2nd year in NFL *

2003 Games-Starts: 0-0; Career Games-Starts: 6-0

Acquired: FA '04

Born: 6-16-78

A second-year NFL player, Joseph played in six games for Washington in 2002 and was signed late last season to Bengals practice squad ... Blocked 5 punts during his college career.

2003 RECAP: Opened training camp with Washington ... Played in all four Redskins preseason games (credited with 1 tackle) ... Waived on Aug. 31 ... Signed to Bengals practice squad on Dec. 9 ... Signed Dec. 29 to Cincinnati's 2004 offseason roster.

2002: Signed April 24 with Washington as college free agent ... Waived on Sept. 1, and signed Sept. 2 to Redskins practice squad ... Signed Nov. 19 to Washington's 53-player roster ... Played in season's final six games, compiling 5 special teams tackles to finish tied for 11th on the team for the season ... Had 1 special teams tackle in NFL debut Nov. 24 vs. St. Louis.

COLLEGE: Finished second in tackles (104) with Central Florida as a senior in 2001, with 6 passes defended, 1 sack and 1 blocked punt ... Had 74 tackles, 2 INTs and a blocked punt as a junior ... Had school-record 3 blocked punts as a sophomore in 1999, with 1 sack and 2 INTs ... Redshirted in 1997 and did not play as a freshman in '98.

PERSONAL: Born in Haiti, but hometown is Lake Worth, Fla. ... Attended Lake Worth Community High School, where he was football team captain and also played basketball and ran track ... Physical education major at Central Florida, and was named a second-team Academic All-American in 2001 ... First name is pronounced "REE-ko."

* — Joseph did not earn an accrued year of experience toward NFL free agency in 2003 because he was not on an NFL 53-player roster, a Reserve/Injured list, a Reserve/Physically Unable to Perform list or a Reserve/Non-Football Injury/Europe League list for the required minimum of six games. He is again designated a second-year player in 2004.

RICOT JOSEPH'S STATISTICS

YEAR TEAM	G-S	Defense							Interceptions					Scoring				
		ST	AT	TT	SKS-YDS	PBU	FF	FR-YDS	NO	YDS	AVG	LG	TD	TD	IntRt	FRRT	S	PTS
2002 Washington	6-0	0	0	0	0	0-0	0	0-0	—	—	—	—	—	—	—	—	—	—
2003 Cincinnati	0-0				DID NOT PLAY**				DID NOT PLAY**					DID NOT PLAY**				
CAREER	6-0	0	0	0	0-0	0	0	0-0	—	—	—	—	—	—	—	—	—	—
YEAR TEAM	ST	AT	TT	FF	Special Teams				Kickoff Returns					Punt Returns				
					FR-YDS	BP	BFG	BXP	NO	YDS	AVG	FC	LG	TD	NO	YDS	AVG	FC
2002 Washington	2	3	5	0	0-0	0	0	0	—	—	—	—	—	—	—	—	—	—
CAREER	2	3	5	0	0-0	0	0	0	—	—	—	—	—	—	—	—	—	—

**NOTE: Joseph was on the practice squad for three games with Cincinnati in 2003.

TOP YARDS DUO

Chad Johnson and Peter Warrick were the most prolific receiving yards duo in Bengals history in 2003, combining for 2174 yards. Johnson set a club record with 1355 yards, and Warrick added 819. Here's a look at the top five most productive receiving yards duos in team history:

Year	Top Two in Receiving Yards	Total
2003	Chad Johnson (1355) & Peter Warrick (819)	2174
1995	Carl Pickens (1234) & Darnay Scott (821)	2055
1989	Tim McGee (1211) & Eddie Brown (814)	2025
1996	Carl Pickens (1180) & Darnay Scott (833)	2013
1994	Carl Pickens (1127) & Darnay Scott (866)	1993



Ht: 6-1 Wt: 194

College: Augustana (S.D.)

4th year in NFL

2003 Games-Starts: 16-7; Career Games-Starts: 42-16

Acquired: PS (Cin.) '01

Born: 8-29-76

Versatile DB played every game in 2003 with seven starts, contributing at both safety and cornerback ... Also was one of team's top overall performers on special teams, leading in total snaps ... Was chosen by teammates as one of four permanent captains for remainder of '03 season when voting was held prior to Game 12 ... Played CB in his first two Bengals seasons, but is slated to concentrate on safety duties in '04 ... An NFL rookie at age 25 when he signed with the Bengals, Kaesviharn is one of the team's better long-shot success stories of recent years ... Had played previously in Arena League and XFL, but was working as a substitute teacher in Sioux Falls, S.D., when Bengals signed him to practice squad in October 2001 ... Become a restricted free agent on 3-2-04, and re-signed with Bengals on 4-12-04.

2003 PARTICIPATION: Played 16 games for the second straight year ... Extended his consecutive games-played streak to 41, dating back to 2001 ... Started Games 2, 5-7, 9 and 14 at SS and started Game 13 at LCB ... Was the only Bengal with 300 or more special teams snaps played, logging 312 to finish 22 ahead of second-place Reggie Myles (290).

2003 HIGHLIGHTS: Finished season with 59 tackles (40 solo), with 4 passes defended, 1 INT and 1 sack ... Ranked fourth in special teams tackles (13), and due to his all-around play on special units, he was one of three special teamers nominated by Bengals for the official Pro Bowl ballot ... Led special teams with 4 tackles Sept. 7 vs. Denver, tied for high game total by a Bengals special teamer on the season ... Had first sack of his NFL career in victory Oct. 19 vs. Baltimore, dropping Kyle Boller for an 8-yard loss to the Bengals' 39 in third quarter, forcing third-and-22 that led to a Tory James INT ... Also had 7 tackles (4 solo) against Baltimore ... Started at SS on Nov. 9 vs. Houston, but saw considerable time at CB because starting LCB Jeff Burris was sidelined during game and backup CB Artrell Hawkins was out with injury ... Had 2 tackles (1 solo) vs. Houston ... Led safeties with 4 solo tackles on Nov. 16 vs. Kansas City ... Also vs. Chiefs, had the last clearing block on Peter Warrick's 68-yard punt return for a TD ... Started at LCB on Dec. 7 at Baltimore, due to injuries to Jeff Burris and Artrell Hawkins, and had 8 tackles (6 solo) with his first INT of season ... On the last play of the third quarter at Baltimore, Kaesviharn cut in front of TE Todd Heap to pick off an Anthony Wright pass at the Bengals' 17, with a 10-yard return to the 27 ... Started at SS on Dec. 14 vs. San Francisco, but played most of the game at CB as Jeff Burris and Artrell Hawkins were limited by injuries ... Against the 49ers, had 4 tack-

les (all solo) and 1 pass defended ... Tied for second on the team with season-high 9 tackles (5 solo) Dec. 21 at St. Louis, including an assisted tackle with Riall Johnson to stop Marshall Faulk for no gain on a fourth-and-one play at the Bengals' 43 in the second quarter.

PREVIOUS SEASONS: 2001—An obscure NFL rookie, out of college since 1997, Kaesviharn didn't gain a roster foothold until November, but he wound up playing 10 Bengals games ... Tied for team lead in INTs (3), and played key role in upset victory Dec. 30 vs. AFC-leading Pittsburgh ... Entered NFL on April 25 as free agent with Green Bay ... Waived Aug. 27 ... Signed Oct. 23 to Bengals practice squad ... Signed Oct. 27 to Bengals 53-player roster ... Made NFL debut for Bengals on Oct. 28 at Detroit ... Waived by Cincinnati on Oct. 30, but re-signed to Bengals practice squad Oct. 31 ... Re-signed to Bengals 53-player roster Nov. 10, after CB Tom Carter went on Injured Reserve ... Started Games 14-16 at LCB following injury to Mark Roman ... Had 2 INTs, along with 6 tackles (4 solo), in victory Dec. 30 vs. Pittsburgh ... His first INT vs. Pittsburgh came in third quarter, as he picked off a pass intended for Plaxico Burress at Bengals' 14 ... At end of regulation time vs. Pittsburgh, he intercepted a "Hail Mary" attempt by Kordell Stewart at Bengals' 21 ... Had 1 special teams tackle in NFL debut Oct. 28 at Detroit ... Downed a Nick Harris punt at 1-yard line Nov. 25 vs. Cleveland ... Made his first career NFL interception Dec. 9 vs. Jacksonville, taking Mark Brunell pass 29 yards to Jacksonville 38-yard line ... Made first career start Dec. 23 at Baltimore, with 4 tackles (2 solo) and 2 passes defended. **2002**—Played in every game ... Took firm control of Bengals' third CB spot, and made six starts, filling in due to injuries as well as starting when defense opened in nickel alignments ... Started in Games 4, 8, 10-12 and 14 ... His 2 INTs tied him for team lead for the second straight year, and he led team in passes defended (13) ... Finished eighth on the team in tackles (62) ... Was credited with several key blocks on kickoff return unit as KOR Brandon Bennett compiled 530 total yards in Games 9-11 ... Had 5 tackles (all solo) Oct. 13 vs. Pittsburgh, and intercepted a Tommy Maddox pass in the first quarter with a 17-yard return to Bengals' 40-yard line ... Led the secondary with 8 tackles (7 solo) in start Nov. 17 vs. Cleveland, and made his second INT, snagging Tim Couch pass at Bengals' 18-yard line in the second quarter ... Was second on the team with career-high 10 tackles Dec. 15 vs. Jacksonville, and had a pass defended ... Tied for secondary lead with 9 tackles (6 solo) on Dec. 29 at Buffalo, and forced a first-quarter fumble by WR Eric Moulds (Bills recovered).

OTHER PRO EXPERIENCE: 1999—Played for Iowa Barnstormers of Arena Football League ... Led team with 9 INTs and had 26 tackles despite playing only 10 games due to broken foot. **2000**—With Iowa, became one of only three AFL players to record 100 tackles in a season, logging 107 with club-record 14 INTs ... Also played some WR, with 3 catches for 43 yards and 1 TD. **2001**—Played for XFL's San Francisco Demons, who reached league title game ... Had 59 tackles and team-high 3 INTs.

COLLEGE: Three-year starter and four-year letter win-

ner from 1994-97 at Division II Augustana (S.D.) ... Career totals of 167 tackles, 6 INTs and 34 passes defended ... Played in NCAA Division II all-star game after senior season.

PERSONAL: Hometown is Lakewood, Calif. ... Lettered in football, track, soccer and basketball at Lakeville High School ... Offseason residence is Sioux Falls, S.D. ... Married (wife Michelle), with a son, Kristian (born 10-27-02) ... Hobbies include hunting, fishing and golf ... Full name is Kevin Robert Kaesviharn ... Last name is pronounced "CASE-vih-harn."

KEVIN KAESVIHARN'S STATISTICS

YEAR	TEAM	G-S	Defense							Interceptions				Scoring				
			ST	AT	TT	SKS-YDS	PBU	FF	FR-YDS	NO	YDS	AVG	LG	TD	TD	IntRt	FRRT	S PTS
1999						DID NOT PLAY*				DID NOT PLAY*				DID NOT PLAY*				
2000						DID NOT PLAY*				DID NOT PLAY*				DID NOT PLAY*				
2001	Cincinnati	10-3	16	8	24	0-0	5	0	0-0	3	41	13.7	29	0	—	—	—	—
2002	Cincinnati	16-6	44	18	62	0-0	13	1	0-0	2	17	8.5	17	0	—	—	—	—
2003	Cincinnati	16-7	40	19	59	1-8	4	0	0-0	1	10	10.0	10	0	—	—	—	—
CAREER		42-16	100	45	145	1-8	22	1	0-0	6	68	11.3	29	0	—	—	—	—

YEAR	TEAM	Special Teams								Kickoff Returns					Punt Returns				
		ST	AT	TT	FF	FR-YDS	BP	BFG	BXP	NO	YDS	AVG	FC	LG	TD	NO	YDS	AVG	FC
2001	Cincinnati	7	0	7	0	0-0	0	0	0	—	—	—	—	—	—	—	—	—	—
2002	Cincinnati	3	0	3	0	0-0	0	0	0	—	—	—	—	—	—	—	—	—	—
2003	Cincinnati	10	3	13	0	0-0	0	0	0	—	—	—	—	—	—	—	—	—	—
CAREER		20	3	23	0	0-0	0	0	0	—	—	—	—	—	—	—	—	—	—

*NOTE: Kaesviharn was not with an NFL team in 1999 or 2000. He played for Iowa of the Arena Football League in 1999 and 2000.

KAESVIHARN'S 2003 GAME-BY-GAME DEFENSIVE STATISTICS

DATE	OPPONENT	ST	AT	TT	SKS-YDS	INT-YDS	PBU	FF	FR-YDS
9-7	DENVER	1	1	2	0-0	0-0	0	0	0-0
9-14	at Oakland	1	0	1	0-0	0-0	1	0	0-0
9-21	PITTSBURGH	0	2	2	0-0	0-0	0	0	0-0
9-28	at Cleveland	2	1	3	0-0	0-0	0	0	0-0
10-5	at Buffalo	4	1	5	0-0	0-0	0	0	0-0
10-12	—BYE—								
10-19	BALTIMORE	4	3	7	1-8	0-0	0	0	0-0
10-26	SEATTLE	1	1	2	0-0	0-0	0	0	0-0
11-2	at Arizona	4	1	5	0-0	0-0	0	0	0-0
11-9	HOUSTON	1	1	2	0-0	0-0	0	0	0-0
11-16	KANSAS CITY	4	1	5	0-0	0-0	0	0	0-0
11-23	at San Diego	1	1	2	0-0	0-0	0	0	0-0
11-30	at Pittsburgh	2	0	2	0-0	0-0	0	0	0-0
12-7	at Baltimore	6	2	8	0-0	1-10	2	0	0-0
12-14	SAN FRANCISCO	4	0	4	0-0	0-0	1	0	0-0
12-21	at St. Louis	5	4	9	0-0	0-0	0	0	0-0
12-28	CLEVELAND	0	0	0	0-0	0-0	0	0	0-0
TOTALS		40	19	59	1-8	1-10	4	0	0-0

BUSIEST BENGALS — SPECIAL TEAMS

S-CB Kevin Kaesviharn led the Bengals in special teams snaps last season, playing 312 of the team total 447. Here's a list of the five most active players on the 2003 special teams:

Player	Snaps	Pct. of Total
Kevin Kaesviharn, S-CB	312	69.8%
Reggie Myles, CB	290	64.9%
Brandon Bennett, HB	276	61.7%
Khalid Abdullah, LB	257	57.5%
Tony Stewart, TE	243	54.4%

TE



REGGIE KELLY



82

Ht: 6-4 Wt: 255
 College: Mississippi State
 6th year in NFL

2003 Games-Starts: 12-11; Career Games-Starts: 74-58
 Acquired: UFA (Atl.) '03
 Born: 2-22-77

An unrestricted free agent signer for 2003, Kelly was the No. 1 TE in last season's base offense ... Contributed to team ranking in NFL's top half in total offense, rushing offense and passing offense for the first time since 1997 ... Rugged blocker with many contributions that didn't show up on stat sheets.

2003 PARTICIPATION: Signed with Cincinnati as unrestricted free agent (Atlanta) on March 13 ... Played in 12 games, with 11 starts ... Inactive in Games 8-11 due to left foot injury suffered Oct. 26 vs. Seattle ... Played in Game 13, Dec. 7 at Baltimore, but did not start.

2003 HIGHLIGHTS: Had 13 receptions for 81 yards and 1 TD ... Had season-high 3 catches on Sept. 14 at Oakland and again on Sept. 21 vs. Pittsburgh, and his 27 yards vs. Pittsburgh was his season high in that category ... Had 1-yard TD catch in third quarter Sept. 28 at Cleveland, breaking 14-14 tie with the final scoring play in a 21-14 win ... Had 1 reception for 8 yards Oct. 26 vs. Seattle before suffering foot injury ... In first game back from foot injury, had 1 reception for 9 yards Nov. 30 at Pittsburgh ... Had 1 reception for 2 yards Dec. 14 vs. San Francisco, and helped support 225-yard rushing output, team's second-highest of the season.

PREVIOUS SEASONS: 1999—Drafted by Atlanta in second round (42nd overall) ... Signed June 25 ... Played in every game, with two starts, and averaged 18.3 yards per catch (8-146) ... Made first NFL catch Oct. 10 at New Orleans, a 16-yarder from Tony Graziani for a first down ... Had 3 catches for 70 yards Oct. 17 vs. St. Louis, including a career-long 50-yarder from Graziani ... Made first NFL start Dec. 5 vs. New Orleans, subbing for injured O.J. Santiago, and had 2 catches for 9 yards. **2000**—Started every game for Falcons and had his best season as a receiver, with 31 catches for 340 yards and 2 TDs ... Had 2 catches for 10 yards Sept. 3 vs. San Francisco, and helped offense score on its first seven possessions ... Had career highs of 4 catches and 83 yards Sept. 24 vs. St. Louis, including a season-long 37-yarder for his first pro TD ... Helped Jamal Anderson post 119 rushing yards Nov. 12 at Detroit, first 100-yard game by Falcons rusher since 12-27-98 ... Led team with career-high tying 4 catches Dec. 3 vs. Seattle, and his 44 receiving yards included 19-yard TD catch from rookie QB Doug Johnson ... Tied for team lead with 4

catches (for 31 yards) Dec. 24 vs. Kansas City, and supported 107-yard rushing day by Jamal Anderson that put Anderson over 1000 yards (1024) for the season. **2001**—Played 14 games for Atlanta with 13 starts, missing two games with injuries ... Totaled 16 receptions for 142 yards ... Had season-high 3 catches (for 28 yards) Sept. 30 at Arizona while supporting 379-yard offensive output ... Suffered knee and ankle injuries Nov. 11 vs. Dallas, and was inactive for first time in his career Nov. 18 at Green Bay ... Returned to starting lineup Nov. 25 at Carolina ... Suffered injured rib cartilage Dec. 30 at Miami, and was inactive for season finale Jan. 6 at St. Louis. **2002**—Started every regular-season game as Atlanta secured an NFC playoff berth while ranking fourth in NFL in rushing yards per game (148.0) and per play (4.5) ... Started in Wild Card playoff win Jan. 4 at Green Bay, and came off bench in Divisional playoff loss Jan. 11 at Philadelphia ... In addition to helping three different Falcons rushers gain 500 or more yards, Kelly had 14 pass receptions for 162 yards (11.6 avg.) ... Had 2 catches for 25 yards Oct. 20 vs. Carolina, and helped team amass 260 rushing yards (most since 10-1-72) and 4 rushing TDs (most since 10-21-73) ... On Oct. 27 at New Orleans, supported 142-yard rushing day by Warrick Dunn, 277 all-purpose yards by Michael Vick, and a second straight offensive output of 4 rushing TDs ... Had 2 catches for season-high 42 yards Nov. 24 at Carolina, including season-long 33-yarder that set up a 4-yard TD pass to TE Alge Crumpler ... Had a 21-yard catch Dec. 22 vs. Detroit while supporting season-high total offense of 533 yards.

COLLEGE: Earned all-SEC first-team honors as a Mississippi State senior, and made the SEC Academic Honor Roll for three straight years ... Finished second on team as a senior in knockdown blocks (54), and had 12 catches for 140 yards ... Played 44 career games, with 22 starts, and had 29 career catches for 474 yards.

PERSONAL: Hometown is Aberdeen, Miss. ... Played TE and DE at Aberdeen High School and was a first-team all-state selection as a senior ... Played QB as a junior in high school ... Offseason residence is Atlanta, Ga. ... Holds degree from Mississippi State in industrial technology ... Married (wife Sheila), with a daughter, Kyla (born 5-18-04) ... Hobbies include fishing and basketball ... Full name is Reginald Kuta Kelly.

(continued)

VETERANS

REGGIE KELLY'S STATISTICS

YEAR	TEAM	G-S	Receiving					Rushing					Scoring					
			NO	YDS	AVG	LG	TD	ATT	YDS	AVG	LG	TD	TD	TD-R	TD-P	TD-RI	2-PIC	PTS
1999	Atlanta	16-2	8	146	18.3	50	0	—	—	—	—	—	0	0	0	0	0	0
2000	Atlanta	16-16	31	340	11.0	37½	2	—	—	—	—	—	2	0	2	0	0	12
2001	Atlanta	14-13	16	142	8.9	25	0	—	—	—	—	—	0	0	0	0	0	0
2002	Atlanta	16-16	14	162	11.6	33	0	—	—	—	—	—	0	0	0	0	0	0
2003	Cincinnati	12-11	13	81	6.2	13	1	—	—	—	—	—	1	0	1	0	0	6
ATL. TOTALS			62-47	69	790	11.4	50	2	—	—	—	—	2	0	2	0	0	12
CIN. TOTALS			12-11	13	81	6.2	13	1	—	—	—	—	1	0	1	0	0	6
CAREER			74-58	82	871	10.6	50	3	—	—	—	—	3	0	3	0	0	18

KELLY'S SINGLE-GAME HIGHS

RECEIVING — Receptions: 4 (4 times); most recently vs. K.C. 12-24-00 (for Atl.); **Yards:** 83 vs. St.L. 9-24-00 (for Atl.); **Long:** 50 vs. St.L. 10-17-99 (for Atl.); **Touchdowns:** 1 (3 times); most recently at Cle. 9-28-03 (for Cin.).

KELLY'S 2003 GAME-BY-GAME STATISTICS

DATE	OPPONENT	Receiving					Rushing				
		NO	YDS	AVG	LG	TD	ATT	YDS	AVG	LG	TD
9-7	DENVER	0	0	—	—	0	—	—	—	—	—
9-14	at Oakland	3	24	8.0	9	0	—	—	—	—	—
9-21	PITTSBURGH	3	27	9.0	13	0	—	—	—	—	—
9-28	at Cleveland	1	1	1.0	1½	1	—	—	—	—	—
10-5	at Buffalo	1	8	8.0	8	0	—	—	—	—	—
10-12	—BYE—	—	—	—	—	—	—	—	—	—	—
10-19	BALTIMORE	1	1	1.0	1	0	—	—	—	—	—
10-26	SEATTLE	1	8	8.0	8	0	—	—	—	—	—
11-2	at Arizona	—	—	—	—	—	—	—	—	—	—
11-9	HOUSTON	—	—	—	—	—	—	—	—	—	—
11-16	KANSAS CITY	—	—	—	—	—	—	—	—	—	—
11-23	at San Diego	—	—	—	—	—	—	—	—	—	—
11-30	at Pittsburgh	1	9	9.0	9	0	—	—	—	—	—
12-7	at Baltimore	0	0	—	—	0	—	—	—	—	—
12-14	SAN FRANCISCO	1	2	2.0	2	0	—	—	—	—	—
12-21	at St. Louis	0	0	—	—	0	—	—	—	—	—
12-28	CLEVELAND	1	1	1.0	1	0	—	—	—	—	—
TOTALS		13	81	6.2	13	1	—	—	—	—	—

POSTSEASON

			Receiving					Rushing					Scoring					
YEAR	TEAM	G-S	NO	YDS	AVG	LG	TD	ATT	YDS	AVG	LG	TD	TD	TD-R	TD-P	TD-RI	2-PIC	PTS
2002	Atlanta	2-1	4	33	8.3	15	0	—	—	—	—	—	—	—	—	—	—	—
CAREER		2-1	4	33	8.3	15	0	—	—	—	—	—	—	—	—	—	—	—

BENGALS PRONUNCIATION GUIDE

Khalid Abdullah kuh-LID ab-DOO-luh
Rich Brannan BRAY-um
Bob Bratkowski brat-COW-skee
Chuck Bresnahan BREZ-nuh-han
Jamall Broussard juh-MALL
Louie Cioffi CHO-fee
Robert Geathers pronounced as "gathers"
T.J. Houshmandzadeh hoosh(rhymes with "push")-mahn-ZAH-duh
LaDairis Jackson luh-DARE-us
Jeremy Johnson pronounced as "Jeremy"
Levi Jones LEE-vye
Ricco Joseph REE-ko
Kevin Kaesviharn CASE-vih-harn
Scott Kooistra KOO-struh
Victor Leyva LAY-vuh

Pete Loughheed LOCK-eed
Mike Mabry MAY-bree
Marquand Manuel MAR-kwahnd (pronounced as "manual")
Caleb Miller KAY-lib
Deltha O'Neal DELL-thuh
Keiwan Ratliff KEE-wahn
Scott Rislov RIZ-love
Matt Schobel SHO-bull
Eric Steinbach STINE-bock
Bob Surace suh-RACE
Thatcher Szalay zuh-LAY
Madieu Williams muh-DEE-oo
Peter Warrick WAR-ick
Ken Zampese zam-PEE-zee
Adam Ziesel ZEE-sull



Ht: 6-2 Wt: 220

College: Central Washington

8th year in NFL

2003 Games-Starts: 16-16; Career Games-Starts: 85-76

Acquired: UFA (Sea.) '01

Born: 9-21-72

Kitna had his finest NFL season in 2003 ... He posted career highs in completions (324), passing yards (3591), TD passes (26), completion percentage (62.3) and passer rating (87.4) ... His plus-11 differential in TD passes (26) against INTs (15) was the best for a Bengals QB with 20 or more TD throws since Boomer Esiason hit plus-17 in 1989 ... Kitna was the only NFL QB in 2003 to play every offensive snap for his team ... Though his 2002 statistics were solid, his '03 performance won him Comeback Player of the Year honors from Associated Press and Pro Football Weekly ... The Comeback Player honors appeared tied to Kitna's leadership role in the team's NFL-best improvement from '02 to '03 ... No other team matched a six-game rise, as Bengals went from 2-14 record to 8-8

2003 PARTICIPATION: Started 16 games for first time in career ... Was only player to play all 1078 Bengals offensive snaps ... Became the first player in Bengals history to throw every one of the team's passes in a season ... No other NFL team went beyond Week 9 in 2003 having one QB take every snap.

STOCKPILING SUPERLATIVES: Kitna's total of 324 completions in '03 was a career-high and ranks second in Bengals history behind Jeff Blake's 326 in 1995 ... His career-high season yardage total of 3591 ranks fifth in team history and was the team's highest since Jeff Blake had 3624 in 1996 ... Kitna's previous high was 3346 yards while starting 15 games for Seattle's AFC West championship club in 1999 ... His career-best TD pass total of 26 ranked second in the AFC (behind Peyton Manning) and tied for third in the NFL ... His career-best completion percentage of 62.3 was the highest percentage for a Bengals QB with 200 or more attempts since 1984, when Ken Anderson completed 175 of 275 for a 63.6 reading ... His passer rating of 87.4 ranked fifth in the AFC and topped his previous career-best for a full season, which was 79.1 in 2002 ... Kitna ranked third in the AFC in third-down passing at 91.3.

MEASURE OF SUCCESS: Jon Kitna's career-best effectiveness in 2003 is reflected by the fact he had four games (all victories) in which he passed for as many as 3 TDs with no INTs. Previously, he had only two such games in his career. Kitna's four games in the category in '03:

- Sept. 28 at Cleveland: (3 TDs and no INTs in a 21-14 win)
- Oct. 19 vs. Baltimore (3-and-0 in a 34-26 win)
- Nov. 23 at San Diego (4-and-0, tying career TD high, in a 34-27 win)
- Nov. 30 at Pittsburgh (3-and-0 in a 24-20 win)

THE COMEBACK: Kitna led the Bengals' most tense two-minute situation last season in a 24-20 victory on Nov. 30 at Pittsburgh, guiding the offense 52 yards in four plays for a game-deciding TD with 0:13 to play. The Bengals had led for the entire game before the Steelers struck an apparently decisive blow with a TD for a 20-17 lead with just 1:05 remaining. Kitna got the winning TD on an 18-yard pass to TE Matt Schobel.

MORE 2003 HIGHLIGHTS: For the season, Kitna completed 324-of-520 (62.3 percent) for 3591 yards, and had only 15 INTs as compared to his 26 TD passes ... Fell 3 TD passes short of Ken Anderson's Bengals-record 29 in 1981, but beat by 3 his own previous career high, which was 23 for Seattle in 1999 ... Had 20 TDs and only 1 INT in the eight Bengals victories ... Threw 137 straight passes with no INTs over span of more than 17 quarters from Nov. 9 through Dec. 7, including three consecutive full games for first time in his pro career ... Ranked third in AFC in completions behind Peyton Manning (379) and Trent Green (330) ... Threw for 9 TD passes with no INTs during consecutive victories over Kansas City, San Diego and Pittsburgh in Games 10-12 ... Led victory Sept. 28 at Cleveland with 23-for-31 passing for 215 yards with 3 TDs and no INTs, posting a 125.1 passer rating ... Had a 55-yard TD pass to Chad Johnson in the second quarter at Cleveland ... In victory Oct. 19 vs. Baltimore, had a career-long 82 yard TD pass to Chad Johnson 20 seconds into the second quarter ... The 82-yarder vs. Ravens was Bengals' longest pass play since an 88-yarder from Jeff Blake to Darnay Scott on 9-17-95 at Seattle ... Also vs. Baltimore, completed a 45-yard TD pass to TE Matt Schobel, longest reception for a Bengals TE since Tony McGee caught a 54-yarder from Jeff Blake on Dec. 18, 1994 at Arizona ... Passing totals vs. Baltimore were 16-of-27 for 274-3-0 and a 130.8 passer rating ... Had his second straight plus-100 passer rating in victory Oct. 26 vs. Seattle, posting 105.7 on 18-of-30 for 226-2-0 ... Had 53-yard TD pass to Chad Johnson with 8:03 left in the fourth quarter vs. Seattle, giving Cincinnati a 27-24 victory ... Posted his third plus-100 passer rating (102.7) of the season in victory Nov. 16 vs. previously unbeaten Kansas City, with 19 completions on 32 attempts for 233 yards, 2 TDs and no INTs ... In the K.C. game, Kitna connected on a 77-yard TD pass to Peter Warrick in the fourth quarter, giving Cincinnati a 24-12 lead ... Posted his fourth (second straight) plus-100 passer rating (116.4) of the season Nov. 23 at San Diego, with 24-of-38 for 243-4-0 ... All 4 TDs at San Diego came in the first half, the third time in Bengals history for a QB to throw 4 in a half ... Completed 18-of-25 for 189-2-0 on Dec. 14 vs. San Francisco, getting his sixth plus-100 passer rating of the season (120.3) ... Completed

16-of-29 passes for 202 yards with 1 TD and a season-high 3 INTs Dec. 21 at St. Louis.

PREVIOUS SEASONS: 1996—Signed by Seattle as an undrafted free agent on April 25 ... Waived on Aug. 19 and signed Aug. 20 to Seahawks practice squad, where he spent the entire season. **1997**—Opened the year with Barcelona Dragons of the World League ... Named MVP in World Bowl league title game, completing 23-of-31 for 401 yards and 2 TDs in victory over Rhein Fire ... Was runner-up for World League MVP honors after leading league in passes (317), completions (171), yards (2448), and TDs (22) in 10 games ... Added 334 rushing yards and 3 scores to set WL rushing mark for quarterbacks ... Rejoined Seahawks for the NFL season, and saw his first three games of NFL action ... Had a memorable first NFL start on Dec. 14 at Oakland, as he subbed for injured Warren Moon and led the second-biggest comeback in franchise history, Seahawks rallying from a 21-3 deficit for 22-21 win ... Completed 23-of-37 passes for 283 yards with 1 TD and 2 INTs in the Dec. 14 win ... Prior to the Oakland game, he had seen action for only three plays, making him the second-most inexperienced quarterback starter in franchise history ... Played the fourth quarter Dec. 21 vs. San Francisco and scored his first career TD on a 2-yard run. **1998**—Started the final five games for Seahawks after being the deactivated third QB in 10 of the first 11 games ... Led Seattle to 3-2 record over the five games and earned his team's Unsung Hero award from NFL Players Association ... Threw five TD passes to WR Joey Galloway in the five games ... First start was Nov. 29 vs. Tennessee, and he responded with an effort good for AFC Offensive Player of Week honors, passing for 298 yards and 2 TDs (1 INT), and leading fourth-quarter drive for winning field goal ... Threw TD passes of 70 and 57 yards to Joey Galloway in a span of 3:00 in 32-31 loss Dec. 6 at N.Y. Jets ... Rallied Seahawks to 17 fourth-quarter points in 27-23 win Dec. 20 vs. Indianapolis. **1999**—Started 15 games as Seahawks won AFC West with 9-7 record and reached the playoffs for the first time since 1988 ... Started the only Seahawks playoff game in the 1990s on Jan. 9 vs. Miami, completing 14-of-30 for 162-1-2 in 20-17 loss ... In the regular season, completed 270-of-495 passes for 3346 yards with 23 TDs and 16 INTs ... His TD total ranked third in the AFC ... Named AFC Offensive Player of Month for October, after guiding team to a 3-1 record with 7 TD passes against 2 INTs ... Victories in October included a 2-TD pass effort in 27-7 Monday Night Football win at Green Bay ... Did not play Sept. 19 at Chicago, due to sprained toe suffered in season opener Sept. 12 vs. Detroit. **2000**—Started Games 1-5 for Seattle ... Replaced as starter by Damon Huard for Games 6-8, but replaced injured Huard in Game 8, Oct. 22 at Oakland, and went on to start seven of final eight games ... Seahawks were 6-6 in his 12 starts and 0-4 in other

games ... Led Seahawks to 4-3 record in his final seven games as the starter ... Posted completion percentage of 62.0 for the season, hitting on 259-of-418 attempts for 2658 yards, 18 TDs and 19 INTs ... Connected with Darrell Jackson for 68-yard TD pass and had no INTs as Hawks evened record at 2-2 with win Sept. 24 at San Diego ... Lost starting role after Game 5, but returned to start Game 9, Oct. 29 vs. Kansas City, as Huard sat out with concussion ... Got a 2-7 club back on winning track when he led a 17-15 victory Nov. 5 vs. San Diego, throwing for 2 TDs ... Led another win Nov. 12 at Jacksonville, passing for 3 TDs and no INTs while completing 22-of-33 for 231 yards ... Completed 25-of-34 for 252 yards in leading 30-10 win Dec. 3 at Atlanta; hit season-long 71-yard pass to Darrell Jackson ... Engineered 27-24 victory over visiting Oakland, eventual AFC West winner, on Dec. 16, leading 50-yard drive in final minutes for winning TD.

2001—Signed with Bengals on March 8 as unrestricted free agent from Seattle ... Won QB job in preseason competition with Scott Mitchell, and went on to start 15 games ... Did not start by coaches' decision on Dec. 16 at N.Y. Jets, but relieved starter Akili Smith after Smith suffered a torn left hamstring in the second quarter ... His 313 pass completions were second-most in team history; and his 581 attempts set a club record and led the NFL ... Kitna's 581 pass attempts broke the Bengals mark of 567 that Jeff Blake had set in '95 ... Kitna threw 68 passes in win Dec. 30 vs. Pittsburgh, tying for third-most in NFL history and breaking Bengals record of 56 posted by Ken Anderson Dec. 20, 1982 at San Diego ... NFL record is 70 by New England's Drew Bledsoe vs. Minnesota in 1994 ... Kitna's 35 completions vs. Pittsburgh are second on Bengals' all-time list behind Anderson's 40 at S.D. on 12-20-82 ... Kitna's 411 passing yards vs. Pittsburgh were the most by a Bengal in span of 188 games (including postseason), since Boomer Esiason set the existing team mark of 490 on Oct. 7, 1990 at L.A. Rams ... Kitna won AFC Offensive Player of the Week honors for his Pittsburgh performance, and with 340 passing yards the following week at Tennessee, he set a team record of 751 for yards passing in consecutive games ... Also tied team record for most interceptions in a season (22), sharing the mark with Ken Anderson and Boomer Esiason ... On Jan. 6 at Tennessee, led a 9-play, 54-yard drive in the final two minutes for the game-winning field goal ... Opened the season by becoming first Bengals QB since Greg Cook in 1969 to win his first two starts, piloting home wins over eventual Super Bowl winner New England and defending Super bowl champ Baltimore ... The conquest of Baltimore halted a 12-game win streak (including postseason) for the Ravens ... On Oct. 28 at Detroit, completed 4 of 5 throws for 47 yards on a game-deciding 83-yard scoring march in fourth quarter ... Made his 10th start of season Nov. 25 at Cleveland, but was benched in second half, limited by Browns to 8 completions in 19 attempts for 85 yards, 0 TDs and 2 INTs ...

DIALING LONG DISTANCE

Jon Kitna's 82-yard TD pass to **Chad Johnson** on Oct. 19 last season vs. Baltimore was the longest Cincinnati pass completion since an 88-yarder from **Jeff Blake** to **Darnay Scott** on Sept. 17, 1995 at Seattle. It was the longest completion of Kitna's career and the longest catch of Johnson's.

Kitna had played every offensive snap of season until start of third quarter at Cleveland, when he was replaced by Scott Mitchell ... Kitna remained in starting role Dec. 2 vs. Tampa Bay, and directed 14-play, 64-yard drive in final minutes of fourth quarter, getting a game-tying TD on a 6-yard pass to Corey Dillon with 0:08 to play.

2002—Kitna revived a struggling Bengals offense, coming off the bench to start the final 12 games and directing production of 300 or more yards in 11 of those games ... Led six straight 350-yard outputs (Games 7-12), team's longest such streak since 1986 ... His 294 completions led Bengals to a team-record 350 for the year ... Was in a reserve role for Games 1-4, as Gus Frerotte won pre-season competition to open the year as starting QB ... Kitna's 4 TD passes Nov. 3 at Houston were a career high (since tied) ... Completion percentage of 62.2 was his career-best to that point ... Rushed for 4 TDs, first pro season with more than 1 rushing score ... Completion percentage in win Nov. 3 at Houston (81.5% on 22-of-27) was Kitna's career high (minimum 10 passes) ... On Dec. 22 vs. New Orleans, directed offense on fourth-quarter TD drives of 13 plays (69 yards) and 12 plays (64 yards), rallying Bengals from 13-7 deficit to 20-13 win ... Passed 20-for-40 for 190-1-2 in New Orleans game, with his TD pass a 30-yarder to WR Peter Warrick to finish opening drive of game.

COLLEGE: First-team NAIA All-America choice as a senior at Central Washington University (Ellensburg, Wash.) ... Started 14 games and led Wildcats to the NAIA championship game, completing 364-of-576 passes for 4616 yards with 42 TDs and 14 INTs ... Finished his career completing 911-of-1550 passes (58.8%) for 12,353 yards, 99 TDs and 59 INTs in 43 games ... Had 17 games over 300 yards ... Threw for nearly twice as many TDs (93) as INTs (47) over his last three seasons.

PERSONAL: Hometown is Tacoma, Wash. ... Now lives year-round in Cincinnati ... Lettered in football, baseball and basketball at Tacoma's Lincoln High School ... Graduated from Central Washington with degree in math education ... Married 10 years (wife Jennifer), with sons Jordan (born 10-30-97) and Jalen (3-22-03) and daughter Jada (11-18-98) ... Also is guardian of two teenage cousins, Chris (11-3-85) and Casey (7-8-87) ... Started the Jon and Jennifer Kitna Eternal Blessings Foundation in 2001, supporting various Christian ministries ... Started a Christian-based ministry at Remann Hall in Tacoma, recruiting teammates to join him in spending time with the teenagers at the center ... Jon and Jennifer plan to be high school teachers when Jon retires from football, Jon teaching math and Jennifer teaching physical education ... Jon's hobbies include Bible stories, golf, boating and camping.

JON KITNA'S STATISTICS

			Passing											
YEAR	TEAM	G-S	ATT	CMP	PCT	YDS	YDS/ATT	TD	TD%	INT	INT%	LG	SKD-YDS	RAT
1996	Seattle	0-0	DID NOT PLAY*											
1997	Seattle	3-1	45	31	68.9	371	8.24	1	2.2	2	4.4	61	3-10	82.7
1998	Seattle	6-5	172	98	57.0	1177	6.84	7	4.1	8	4.7	70†	11-72	72.3
1999	Seattle	15-15	495	270	54.5	3346	6.76	23	4.6	16	3.2	51	32-198	77.7
2000	Seattle	15-12	418	259	62.0	2658	6.36	18	4.3	19	4.5	71	33-166	75.6
2001	Cincinnati	16-15	581	313	53.9	3216	5.54	12	2.1	22	3.8	49	25-185	61.1
2002	Cincinnati	14-12	473	294	62.2	3178	6.72	16	3.4	16	3.4	72†	24-159	79.1
2003	Cincinnati	16-16	520	324	62.3	3591	6.91	26	5.0	15	2.9	82†	37-249	87.4
SEA. TOTALS		39-33	1130	658	58.2	7552	6.68	49	4.3	45	4.0	71	79-446	76.3
CIN. TOTALS		46-43	1574	931	59.1	9985	6.34	54	3.4	53	3.4	82†	86-593	75.2
CAREER		85-76	2704	1589	58.8	17,537	6.49	103	3.8	98	3.6	82†	165-1039	75.7

MISCELLANEOUS STATISTICS: Kitna passed for 1 two-point conversion in 2001.

		Rushing					Receiving					Scoring					
YEAR	TEAM	ATT	YDS	AVG	LG	TD	NO	YDS	AVG	LG	TD	TD	TD-R	TD-P	TD-RI	2PIC	PTS
1996	Seattle	DID NOT PLAY*					DID NOT PLAY*					DID NOT PLAY*					
1997	Seattle	10	9	0.9	8	1	—	—	—	—	—	1	1	0	0	0	6
1998	Seattle	20	67	3.4	21	1	—	—	—	—	—	1	1	0	0	0	6
1999	Seattle	35	56	1.6	10	0	—	—	—	—	—	0	0	0	0	0	0
2000	Seattle	48	127	2.6	13	1	—	—	—	—	—	1	1	0	0	0	6
2001	Cincinnati	27	73	2.7	20	1	—	—	—	—	—	1	1	0	0	0	6
2002	Cincinnati	24	57	2.4	12†	4	—	—	—	—	—	4	4	0	0	0	24
2003	Cincinnati	38	113	3.0	15	0	—	—	—	—	—	0	0	0	0	0	0
SEA. TOTALS		113	259	2.3	21	3	—	—	—	—	—	3	3	0	0	0	18
CIN. TOTALS		89	243	2.7	20	5	—	—	—	—	—	5	5	0	0	0	30
CAREER		202	502	2.5	21	8	—	—	—	—	—	8	8	0	0	0	48

*NOTE: Kitna was on the practice squad for 16 games with Seattle in 1996.

— KITNA'S SINGLE-GAME HIGHS —

PASSING — Attempts: 68 vs. Pitt. 12-30-01 (for Cin.); Completions: 35 vs. Pitt. 12-30-01 (for Cin.); Yards: 411 vs. Pitt. 12-30-01 (for Cin.); Touchdowns: 4 (twice); most recently at S.D. 11-23-03 (for Cin.); Interceptions: 5 vs. T.B. 11-28-99 (for Sea.); Long: 82 (to Chad Johnson) vs. Balt. 10-19-03 (TD) (for Cin.).

RUSHING — Attempts: 7 (3 times); most recently at Den. 12-10-00 (for Sea.); Yards: 27 (twice); most recently vs. Sea. 10-26-03 (for Cin.); Touchdowns: 1 (8 times); most recently at Buff. 12-29-02 (for Cin.); Long: 21 at NJY 12-6-98 (for Sea.).

(continued)

POSTSEASON

Passing

YEAR	TEAM	G-S	ATT	CMP	PCT	YDS	YDS/ATT	TD	TD%	INT	INT%	LG	SKD-YDS	RAT
1999	Seattle	1-1	30	14	46.7	162	5.4	1	3.3	2	6.7	22	6-32	46.8
CAREER		1-1	30	14	46.7	162	5.4	1	3.3	2	6.7	22	6-32	46.8

POSTSEASON RUSHING STATISTICS: 1 attempt for 1 yard in 1999.

KITNA'S CAREER GAME-BY-GAME PASSING

DATE	OPP	ATT	CMP	YDS	SKD-YDS	TD	LG	INT
1997 (For Seattle)								
8-31	NYJ			DID NOT PLAY				
9-7	Den.			DID NOT PLAY				
9-14	@Ind.	0	0	0	0-0	0	—	0
9-21	S.D.			DID NOT PLAY				
9-28	@K.C.			DID NOT PLAY				
10-5	Tenn.			DID NOT PLAY				
10-12	—BYE—							
10-19	@S.L.			DID NOT PLAY				
10-26	Oak.			DID NOT PLAY				
11-2	@Den.			DID NOT PLAY				
11-9	@S.D.			DID NOT PLAY				
11-16	@N.O.			DID NOT PLAY				
11-23	K.C.			DID NOT PLAY				
11-30	Atl.			DID NOT PLAY				
12-7	@Balt.			DID NOT PLAY				
12-14	@Oak.	37	23	283	2-5	1	61	2
12-21	S.F.	8	8	88	1-5	0	19	0
1998 (For Seattle)								
9-6	@Phil.			DID NOT PLAY				
9-13	Ariz.			DID NOT PLAY				
9-20	Wash.			DID NOT PLAY				
9-27	@Pitt.			DID NOT PLAY				
10-4	@K.C.	12	3	42	0-0	0	16	1
10-11	Den.			DID NOT PLAY				
10-18	—BYE—							
10-25	@S.D.			DID NOT PLAY				
11-1	Oak.			DID NOT PLAY				
11-8	K.C.			DID NOT PLAY				
11-15	@Oakland			DID NOT PLAY				
11-22	@Dall.			DID NOT PLAY				
11-29	Tenn.	39	24	298	1-2	2	59	1
12-6	@NYJ	24	17	278	1-7	2	70	2
12-13	S.D.	31	16	140	2-10	1	15	3
12-20	Ind.	29	16	177	4-27	1	22	0
12-27	@Den.	37	22	242	3-26	1	24	1
1999 (For Seattle)								
9-12	Det.	30	20	202	6-28	2	26	0
9-19	@Chi.			DID NOT PLAY				
9-26	@Pitt.	29	18	265	1-14	0	51	0
10-3	Oak.	30	15	213	2-12	2	29	1
10-10	—BYE—							
10-17	@S.D.	29	17	151	3-11	1	25	1
10-24	Buff.	30	17	276	1-1	2	43	0
11-1	@G.B.	19	12	109	2-19	2	21	0
11-7	Cin.	24	14	202	2-15	3	32	2
11-14	Den.	31	16	235	1-5	2	39	1
11-21	@K.C.	33	14	235	0-0	2	45	1
11-28	T.B.	44	19	197	3-27	0	34	5
12-5	@Oak.	39	22	245	1-11	2	31	2
12-12	S.D.	40	25	285	3-14	1	48	1
12-19	@Den.	42	22	278	3-28	2	36	0
12-26	K.C.	30	18	216	3-9	2	20	0
1-2	@NYJ	45	21	237	1-4	0	32	2
2000 (For Seattle)								
9-3	@Mia.	15	6	54	1-0	0	14	4
9-10	St.L.	31	20	245	3-8	1	34	2
9-17	N.O.	29	22	193	4-24	1	25	1
9-24	@S.D.	21	11	196	5-35	1	68	0
10-2	@K.C.	28	17	140	5-37	1	23	1
10-8	@Car.			DID NOT PLAY				
10-15	Ind.	6	5	57	1-4	0	18	0
10-22	@Oak.	18	11	85	1-1	0	14	0
10-29	K.C.	42	26	224	3-16	2	17	3

DATE	OPP	ATT	CMP	YDS	SKD-YDS	TD	LG	INT
11-5	S.D.	19	11	85	1-7	2	18	1
11-12	@Jax.	33	22	231	1-1	3	30	0
11-19	—BYE—							
11-26	Den.	42	20	226	0-0	1	59	2
12-3	@Atl.	34	25	252	0-0	1	71	0
12-10	@Den.	41	26	298	0-0	3	37	3
12-16	Oak.	30	19	177	3-24	2	21	1
12-23	Buff.	29	18	195	5-9	0	45	1
2001 (For Cincinnati)								
9-9	N.E.	27	18	204	1-8	1	34	0
9-23	Balt.	30	19	154	2-18	1	41	0
9-30	@S.D.	32	18	135	2-9	2	20	3
10-7	@Pitt.	34	19	164	2-15	1	22	1
10-14	Cle.	38	20	201	0-0	1	33	0
10-21	Chi.	46	19	244	2-15	0	27	1
10-28	@Det.	27	17	204	1-16	2	30	2
11-4	—BYE—							
11-11	@Jax.	48	28	303	4-24	0	32	1
11-18	Tenn.	41	23	234	1-10	1	27	2
11-25	@Cle.	19	8	85	0-0	0	22	2
12-2	T.B.	38	19	144	3-29	1	19	1
12-9	Jax.	30	16	147	1-7	0	17	1
12-16	@NYJ	17	10	93	0-0	0	17	3
12-23	@Balt.	39	16	153	3-22	0	20	3
12-30	Pitt.	68	35	411	2-8	2	49	1
1-6	@Tenn.	47	28	340	1-4	0	39	1
2002 (For Cincinnati)								
9-8	S.D.			DID NOT PLAY				
9-15	@Cle.	0	0	0	0-0	0	—	0
9-22	@Atl.	35	18	136	1-6	0	20	1
9-29	T.B.			DID NOT PLAY				
10-6	@Ind.	43	31	244	1-7	1	30	3
10-13	Pitt.	35	23	222	5-32	0	23	3
10-20	—BYE—							
10-27	Tenn.	23	17	193	0-0	2	24	0
11-3	@Hou.	27	22	263	0-0	4	33	0
11-10	@Balt.	41	28	272	3-23	2	39	3
11-17	Cle.	30	17	258	1-10	1	72	0
11-24	@Pitt.	39	22	298	1-0	1	55	0
12-1	Balt.	46	30	308	1-5	2	35	1
12-8	@Car.	37	25	295	4-38	2	37	0
12-15	Jax.	42	22	258	3-23	0	44	1
12-22	N.O.	40	20	190	2-7	1	30	2
12-29	@Buff.	35	19	241	2-8	0	50	2
2003 (For Cincinnati)								
9-7	Den.	37	20	264	4-21	1	41	2
9-14	@Oak.	41	25	303	2-16	1	34	2
9-21	Pitt.	24	16	157	4-32	1	31	1
9-28	@Cleve.	31	23	215	0-0	3	55	0
10-5	@Buff.	44	26	225	1-13	0	20	1
10-12	—BYE—							
10-19	Balt.	27	16	274	4-30	3	82	0
10-26	Sea.	30	18	226	2-8	2	53	0
11-2	@Ariz.	38	21	218	2-3	1	41	2
11-9	Hou.	26	18	182	0-0	1	25	1
11-16	K.C.	32	19	233	2-11	2	77	0
11-23	@S.D.	38	24	243	1-9	4	30	0
11-30	@Pitt.	32	18	271	1-5	3	58	0
12-7	@Balt.	31	23	214	6-46	1	34	2
12-14	S.F.	25	18	189	2-21	2	31	0
12-21	@St.L.	29	16	202	3-15	1	47	3
12-28	Cle.	35	23	175	3-19	0	19	1
CAREER		2704	1589	17,537	165-1039	103	821	98

KITNA'S 2003 GAME-BY-GAME RUSHING

DATE	OPPONENT	ATT	YDS	AVG	LG	TD
9-7	DENVER	3	5	1.7	6	0
9-14	at Oakland	0	0	—	—	0
9-21	PITTSBURGH	2	14	7.0	8	0
9-28	at Cleveland	3	-1	-0.3	1	0
10-5	at Buffalo	1	-1	-1.0	-1	0
10-12	—BYE—					
10-19	BALTIMORE	4	7	1.8	11	0
10-26	SEATTLE	3	27	9.0	14	0
11-2	at Arizona	1	2	2.0	2	0
11-9	HOUSTON	5	23	4.6	13	0
11-16	KANSAS CITY	4	3	0.8	6	0
11-23	at San Diego	5	6	1.2	15	0
11-30	at Pittsburgh	3	18	6.0	15	0
12-7	at Baltimore	0	0	—	—	0
12-14	SAN FRANCISCO	3	1	0.3	3	0
12-21	at St. Louis	0	0	—	—	0
12-28	CLEVELAND	1	9	9.0	9	0
TOTALS		38	113	3.0	15	0

G



SCOTT KOOISTRA



75

Ht: 6-6 Wt: 320

College: North Carolina State

2nd year in NFL

2003 Games-Starts: 8-0; Career Games-Starts: 8-0

Acquired: D7a '03 (215th overall)

Born: 10-14-80

The first of two Bengals choices in the seventh round of the 2003 NFL Draft, Kooistra played in eight games as a rookie, seeing action mostly on special teams ... Played in a passing offense at N.C. State ... Can play tackle as well as guard.

2003 RECAP: Drafted by Bengals in seventh round (215th overall) ... Signed on June 4 ... Played in all four preseason games ... Played in regular-season Games 1-5 and 8-10, and was inactive for the other eight games except for Game 15 at St. Louis, when he was active but did not play ... Made NFL debut with special teams action Sept. 7 vs. Denver ... Saw first action with offense Nov. 2 at Arizona, serving briefly as extra blocking TE ... Also saw brief TE action Nov. 9 vs. Houston and Nov. 16 vs. Kansas City.

COLLEGE: Started every game at OT as a junior and a

senior at N.C. State ... As a senior in 2002, was starting RT for team that posted 11-3 record, capped by 28-6 conquest of Notre Dame in Gator Bowl ... Credited with 73 knock-down blocks for offense that averaged 391.8 yards per game.

PERSONAL: Hometown is Cary, N.C. ... Attended Cary High School, where he started as a lineman on both sides of the ball ... History major at N.C. State ... Hobbies include basketball, other outdoor sports, spending time with family and friends, and watching movies ... Last name is pronounced "KOO-struh."

SCOTT KOOISTRA'S STATISTICS

YEAR	TEAM	GAMES	STARTS
2003	Cincinnati	8	0
CAREER		8	0

VETERANS

OLB



DWAYNE LEVELS



52

Ht: 6-2 Wt: 248

College: Oklahoma State

2nd year in NFL

2003 Games-Starts: 13-1; Career Games-Starts: 13-1

Acquired: PS (Cin.) '02

Born: 5-9-79

Levels made his NFL playing debut last season after spending most of 2002 on Bengals practice squad ... Made one start on defense, but suffered right knee injury in December that ended his season ... Despite missing three games, he finished sixth in special teams snaps played (241).

2003 RECAP: Played in spring for F.C. Barcelona of NFL Europe League, starting all 10 games and ranking second on team with 53 tackles ... Named NFL Defensive Player of the Week for his performance April 26 vs. Rhein Fire, when he had 9 tackles, 3 passes

defensed and a 26-yard INT return ... Made Bengals roster in training camp and played in Games 1-13, but suffered right knee injury Dec. 7 at Baltimore ... Placed on Injured Reserve list on Dec. 9 ... Had 9 tackles (3 solo) on defense for the NFL season, and ranked sixth on special teams with 10 tackles (6 solo) ... Earned start Oct. 19 vs. Baltimore, as Bengals opened in four-LB set, and had 4 tackles (2 solo) ... Had 2 tackles (1 solo) in opener Sept. 7 vs. Denver ... Had 2 special teams stops Oct. 5 at Buffalo ... Had 2 special teams tackles Oct. 26 vs. Seattle ... Tied for team lead in special teams tackles with 2 (1 solo) Dec. 7 at Baltimore.

2002: Signed by Bengals on April 23 as a college free agent ... Played in all four preseason games, ranking tied for eighth on defense with 7 tackles and adding 1 special teams stop ... Waived on Sept. 1, and signed to Bengals practice squad on Sept. 2 ... On practice squad

for Games 1-15 ... Signed to Bengals 53-player roster on Dec. 23 ... Inactive for season finale on Dec. 29 at Buffalo ... Did not earn an accrued year of NFL experience toward free agency.

COLLEGE: Played 44 career games at Oklahoma State, with 286 career tackles and 25 tackles-for-loss ... Led the team in tackles (110) as a senior, and was hailed by OSU as "one of the most effective linebackers ever to wear an Oklahoma State uniform" ... Named second-team All-Big 12 by *Associated Press* as a senior ... Also led the team in tackles (75) as a junior ... Played from 1998-2001 after redshirting in '97.

PERSONAL: Hometown is Richardson, Texas (Dallas area) ... Earned all-district honors at Richardson High School ... Civil engineering major at Oklahoma State ... Hobbies include listening to music and drawing.

DWAYNE LEVELS' STATISTICS

		Defense								Interceptions					Scoring					
		G-S	ST	AT	TT	SKS-YDS	PBU	FF	FR-YDS	NO	YDS	AVG	LG	TD	TD	INT	FR	S	PTS	
2002	Cincinnati	0-0	DID NOT PLAY*								DID NOT PLAY*					DID NOT PLAY*				
2003	Cincinnati	13-1	3	6	9	0-0	0	0	0	—	—	—	—	—	—	—	—	—	—	
CAREER		13-1	3	6	9	0-0	0	0	0	—	—	—	—	—	—	—	—	—	—	

		Special Teams								Kickoff Returns					Punt Returns						
		ST	AT	TT	FF	FR-YDS	BP	BFG	BXP	NO	YDS	AVG	FC	LG	TD	NO	YDS	AVG	FC	LG	TD
2003	Cincinnati	6	4	10	0	0-0	0	0	0	—	—	—	—	—	—	—	—	—	—	—	—
CAREER		6	4	10	0	0-0	0	0	0	—	—	—	—	—	—	—	—	—	—	—	—

*NOTE: Levels was on the practice squad for 15 games and was inactive for one game with Cincinnati in 2002.

LEVELS' 2003 GAME-BY-GAME DEFENSIVE STATISTICS

DATE	OPPONENT	ST	AT	TT	SKS-YDS	INT-YDS	PBU	FF	FR-YDS
9-7	DENVER	1	1	2	0-0	0-0	0	0	0-0
9-14	at Oakland	0	0	0	0-0	0-0	0	0	0-0
9-21	PITTSBURGH	0	0	0	0-0	0-0	0	0	0-0
9-28	at Cleveland	0	0	0	0-0	0-0	0	0	0-0
10-5	at Buffalo	0	0	0	0-0	0-0	0	0	0-0
10-12	—BYE—								
10-19	BALTIMORE	2	2	4	0-0	0-0	0	0	0-0
10-26	SEATTLE	0	0	0	0-0	0-0	0	0	0-0
11-2	at Arizona	0	0	0	0-0	0-0	0	0	0-0
11-9	HOUSTON	0	0	0	0-0	0-0	0	0	0-0
11-16	KANSAS CITY	0	0	0	0-0	0-0	0	0	0-0
11-23	at San Diego	0	0	0	0-0	0-0	0	0	0-0
11-30	at Pittsburgh	0	0	0	0-0	0-0	0	0	0-0
12-7	at Baltimore	0	3	3	0-0	0-0	0	0	0-0
12-14	SAN FRANCISCO				RESERVE / INJURED				
12-21	at St. Louis				RESERVE / INJURED				
12-28	CLEVELAND				RESERVE / INJURED				
TOTALS		3	6	9	0-0	0-0	0	0	0-0

PBS WIN STREAK

The 2003 Bengals won five straight games at Paul Brown Stadium before losing at home to Cleveland in the season finale. It was the club's longest win streak at PBS and tied the longest home win streak since the last five games at Cinergy Field in 1997.



VICTOR LEYVA



77

Ht: 6-4 **Wt:** 307
College: Arizona State
4th year in NFL

2003 Games-Starts: 0-0; **Career Games-Starts:** 10-0
Acquired: D5 '01 (135th overall)
Born: 12-18-77

Leyva played in 10 games for Bengals in 2002, but did not see game action last season although he was on the roster for all 16 games ... Can play all offensive line positions, and has seen much of his past action with the offense as an OT in the goal-line offense ... Became a restricted free agent on 3-2-04, and re-signed with Bengals on 4-6-04.

2003 RECAP: Active but did not play for Games 7-9 and 13-15 ... Was inactive for the remaining 10 games ... Was slowed early in the season by a chest muscle pull suffered in the preseason.

PREVIOUS SEASONS: 2001—Drafted by Bengals in fifth round (135th overall) ... Signed July 10 ... Played in all four preseason games ... Inactive for regular season Games 1-14 and 16 ... Active Dec. 30 vs. Pittsburgh, but did not play ... Physically unable to play for Games 1-2, due to right ankle sprain suffered in preseason finale Aug. 30 vs. Indianapolis. **2002—**Played in 10 games for Bengals, including five in which he saw action on offense ... Inactive for Games 1-3 ... Played in Games 4-8, 10, and 12-14 and 16 ... Active for Games 9, 11 and 15 but did not play ... Saw brief action as injury fill-in at ROT Nov. 3 at Houston ... Saw action at LOT in goal-line offense Nov. 17 vs. Cleveland, as starting LOT Levi Jones moved to blocking TE spot ... Also played goal-line snaps Dec. 15 vs. Jacksonville.

COLLEGE: Started at RT for Arizona State as a jun-

ior and senior after starting at RG for most of freshman and sophomore seasons ... Played on OL with Bengals' Levi Jones at ASU in 1999 and 2000 ... Earned All-Pac-10 honors as a senior; credited with 107 key blocks and overall grade of 85.7% for a line that helped produce 379.2 yards per game ... Redshirted as a true freshman in 1996.

PERSONAL: Born in Guanajuato, Mexico, but grew up in Porterville, Calif. ... Earned All-America honors from *Blue Chip Illustrated* as a senior OT at Porterville's Monache High School, where he also played DT ... Was one of California's top heavyweight high school wrestlers, posting a 47-2 record, and also ranked in state's top three in shot put and discus ... Earned sociology degree from Arizona State, and has pursued post-graduate courses ... At the invitation of President George W. Bush, joined a group of NFL personnel with Hispanic backgrounds at a White House reception on 5-3-02, celebrating Cinco de Mayo (Mexican independence day) ... Full name is Victor Samuel Leyva ... Last name is pronounced "LAY-vuh."

VICTOR LEYVA'S STATISTICS

YEAR	TEAM	GAMES	STARTS
2001	Cincinnati	0	0
2002	Cincinnati	10	0
2003	Cincinnati	0	0
CAREER		10	0

TOP RECEPTIONS DUO

Chad Johnson and **Peter Warrick** were the most prolific receptions duo in Bengals history in 2003, combining for 169 catches. Johnson had 90 receptions and Warrick had 79. It was the first time in Bengals history for two receivers to top the 70 mark in a season.

In the 35 previous seasons, only once did the team have two players with as many as 60 catches. That was in the Super Bowl season of 1981, when TE **Dan Ross** had 71 catches and WR **Cris Collinsworth** had 67.

Johnson's catch total ranks third-best in Bengals history for one season, and Warrick's ranks fifth.

Here's a look at the top five most productive receptions duos in team history:

Year	Top Two in Receptions	Total
2003	Chad Johnson (90) & Peter Warrick (79)	169
1996	Carl Pickens (100) & Darnay Scott (58)	158
1995	Carl Pickens (99) & Tony McGee (55)	154
1981	Dan Ross (71) & Cris Collinsworth (67)	138
1998	Carl Pickens (82) & Darnay Scott (51)	133

OT



PETE LOUGHEED



61

Ht: 6-5 Wt: 300
College: Purdue
1st year in NFL*

2003 Games-Starts: 0-0; Career Games-Starts: 0-0
Acquired: FA '04
Born: 11-5-79

Loughheed was in Chicago Bears training camp as a rookie last season ... Was not with an NFL club during the regular season, but signed with Cincinnati on 12-29-03.

2003 RECAP: Signed with Chicago following the 2003 NFL Draft as a college free agent ... Played in Bears' first two preseason games ... Active but did not play in third preseason game ... Waived on Aug. 26.

COLLEGE: Played at Purdue from 1999-2002 (redshirted in '98) ... Began his collegiate career as a tight end before moving full-time to OT prior to his junior season ... Started at LT for all 25 Boilermaker games during his junior and senior seasons ... Earned honorable mention All-Big Ten honors as a senior, blocking for an offense that averaged 452.2 yards per game, including an average of 196.5 rushing yards ... Caught 4 passes for 56 yards and a touchdown as a sophomore

tight end.

PERSONAL: Hometown is Fort Wayne, Ind. ... Attended Homestead High School, where he earned all-state honors as a senior FB, with 850 rushing yards, 300 receiving yards and 26 TDs ... Named Boys Athlete of the Year as a prep senior by *Fort Wayne News-Sentinel* ... Industrial engineering major at Purdue, he earned Academic All-Big Ten honors in his last three seasons ... Third-generation Purdue player, as father was a Boilermaker punter and grandfather was a guard ... Full name is Peter Zebediah Loughheed ... Last name is pronounced "LOCK-eed."

* — Loughheed did not earn an accrued year of experience toward NFL free agency in 2003 because he was not on an NFL 53-player roster, a Reserve/Injured list, a Reserve/Physically Unable to Perform list or a Reserve/Non-Football Injury/Europe League list for the required minimum of six games. He is designated a first-year player in 2004.

FB



JAMES LYNCH



35

Ht: 5-11 Wt: 276
College: Maryland
1st year in NFL*

2003 Games-Starts: 0-0; Career Games-Starts: 0-0
Acquired: FA '04
Born: 6-17-82

Lynch enters his first Bengals training camp in 2004 ... Began 2003 training camp with Minnesota and spent last 13 weeks of regular season on Bengals practice squad ... Entered NFL following his junior season at Maryland.

2003 RECAP: Signed April 28 with Minnesota as college free agent ... Had 2 pass receptions for 13 yards in preseason with Vikings ... Made season-opening roster and was inactive for Vikings' regular-season opener, Sept. 7 at Green Bay ... Waived Sept. 9 ... Signed Sept. 30 to Bengals practice squad ... Signed Dec. 29 to Bengals 2004 offseason roster.

COLLEGE: Moved into Maryland's starting FB role as a sophomore in 2001 ... Imposing blocker who was never thrown for a loss on 50 career carries ... Played all 14 games with nine starts as junior in 2002, carrying 30 times for 118 yards and 1 TD with 7 catches for 63 yards



... Started in Terps' 30-3 win over Tennessee in Peach Bowl after 2002 season ... Played all 12 games with eight starts in 2001, rushing for 130 yards and 2 TDs on 16 carries with 7 catches for 53 yards ... Averaged 8.1 yards per carry in 2001, best among Terps with 10 or more carries, and scored on career-long run of 65 yards on option play vs. Florida State.

PERSONAL: Hometown is Washington, D.C. ... Attended Dunbar High School, where he played FB and LB and earned *USA Today* honorable mention All-America honors following senior season ... Majored in criminology and criminal justice at Maryland.

* — Lynch did not earn an accrued year of experience toward NFL free agency in 2003 because he was not on an NFL 53-player roster, a Reserve/Injured list, a Reserve/Physically Unable to Perform list or a Reserve/Non-Football Injury/Europe League list for the required minimum of six games. He is designated a first-year player in 2004.

(continued)

[illegible]

C		MIKE MABRY Ht: 6-1 Wt: 300 College: Central Florida 1st year in NFL*	 64
2003 Games-Starts: 0-0; Career Games-Starts: 0-0 Acquired: FA '04 Born: 4-26-80			

SS		MARQUAND MANUEL			44
		Ht: 6-0 Wt: 209 College: Florida 3rd year in NFL			
2003 Games-Starts: 13-1; Career Games-Starts: 28-9 Acquired: D6 '02 (181st overall) Born: 7-11-79					

... Had 34 tackles (27 solo) on defense, with 3 passes broken up and a forced fumble ... Made his NFL debut on Sept. 15 at Cleveland (no statistics) ... Made first start on defense Oct. 6 at Indianapolis, and finished with 2 tackles and a pass broken up in the end zone ... Also at Indy, made an onside kick recovery that gave the Bengals a chance to tie the game late in the fourth quarter ... Finished with 5 tackles (4 solo) in start Oct. 13 vs. Pittsburgh ... Totaled 3 tackles (2 solo) as the starting SS in victory Nov. 3 at Houston ... Had 4 tackles on defense in Dec. 22 victory vs. New Orleans, starting at FS in place of the injured Cory Hall, and his 4 special teams tackles were the most in a game by a Bengal all season ... Had a season-high 8 tackles (6 solo) on defense in starting FS role Dec. 29 at Buffalo.

COLLEGE: A cornerstone of the defensive second-

ary at a top college program, Manuel was a three-year starter at Florida and played 46 career games ... Played mostly strong safety, but was tough enough against the run to make two starts at OLB ... Had 308 career tackles, with 6 INTs and 8 sacks ... Had starts in Citrus Bowl, Sugar Bowl and Orange Bowl.

PERSONAL: Hometown is Miami, Fla. ... Earned prep All-America recognition at Miami Senior High ... Academic honor roll qualifier all four years in high school ... Earned bachelor's degree from Florida in criminology & law in 2000, prior to completing his playing career for Gators in 2001 as a graduate student ... Four-time SEC Academic Honor Roll selection ... Full name is Marquand Alexander Manuel ... First name is pronounced "MAR-kwahnd" and last name as "manual" ... Grew up in a family of 18 children; oldest of his siblings is now 37 and youngest is 13.

MARQUAND MANUEL'S STATISTICS

			Defense							Interceptions					Scoring				
YEAR	TEAM	G-S	ST	AT	TT	SKS-YDS	PBU	FF	FR-YDS	NO	YDS	AVG	LG	TD	TD	INT	FRR	S	PTS
2002	Cincinnati	15-8	27	7	34	0-0	3	1	0-0	—	—	—	—	—	—	—	—	—	—
2003	Cincinnati	13-1	6	2	8	0-0	0	0	0-0	—	—	—	—	—	—	—	—	—	—
CAREER		28-9	33	9	42	0-0	3	1	0-0	—	—	—	—	—	—	—	—	—	—

			Special Teams							Kickoff Returns					Punt Returns						
YEAR	TEAM	ST	AT	TT	FF	FR-YDS	BP	BFG	BXP	NO	YDS	AVG	FC	LG	TD	NO	YDS	AVG	FC	LG	TD
2002	Cincinnati	19	0	19	0	0-0	0	0	0	—	—	—	—	—	—	—	—	—	—	—	—
2003	Cincinnati	4	2	6	0	0-0	0	0	0	—	—	—	—	—	—	—	—	—	—	—	—
CAREER		23	2	25	0	0-0	0	0	0	—	—	—	—	—	—	—	—	—	—	—	—

MANUEL'S 2003 GAME-BY-GAME DEFENSIVE STATISTICS

DATE	OPPONENT	ST	AT	TT	SKS-YDS	INT-YDS	PBU	FF	FR-YDS
9-7	DENVER	0	1	1	0-0	0-0	0	0	0-0
9-14	at Oakland	0	0	0	0-0	0-0	0	0	0-0
9-21	PITTSBURGH	0	0	0	0-0	0-0	0	0	0-0
9-28	at Cleveland	0	0	0	0-0	0-0	0	0	0-0
10-5	at Buffalo	0	0	0	0-0	0-0	0	0	0-0
10-12	—BYE—								
10-19	BALTIMORE	0	0	0	0-0	0-0	0	0	0-0
10-26	SEATTLE	0	0	0	0-0	0-0	0	0	0-0
11-2	at Arizona	0	0	0	0-0	0-0	0	0	0-0
11-9	HOUSTON	0	0	0	0-0	0-0	0	0	0-0
11-16	KANSAS CITY	0	0	0	0-0	0-0	0	0	0-0
11-23	at San Diego	0	0	0	0-0	0-0	0	0	0-0
11-30	at Pittsburgh				INACTIVE				
12-7	at Baltimore				INACTIVE				
12-14	SAN FRANCISCO	6	1	7	0-0	0-0	0	0	0-0
12-21	at St. Louis				INACTIVE				
12-28	CLEVELAND	0	0	0	0-0	0-0	0	0	0-0
TOTALS		6	2	8	0-0	0-0	0	0	0-0

GAMES WERE THISCLOSE

More than half of the NFL games played during the 2003 regular season were decided by eight points or less, and nearly half were decided by seven points or less:

POINTS	GAMES	PCT.
8 or Less	130 of 256	51%
7 or Less	123 of 256	48%
3 or Less	59 of 256	23%

DT



NORRIS McCLEARY



69

Ht: 6-6 Wt: 305

College: East Carolina

2nd year in NFL*

2003 Games-Starts: 0-0; Career Games-Starts: 13-0

Acquired: FA '04

Born: 5-10-77

A defensive tackle with playing experience at Kansas City, McCleary was signed to Bengals 2004 offseason roster after completion of the '03 regular season ... Worked extensively in the Bengals' 2004 offseason programs.

2003 RECAP: Opened training camp with Seattle ... Played in Seahawks' last two preseason games, with 2 tackles (1 assist) ... Waived Sept. 1 ... Signed Dec. 29 to Bengals' 2004 offseason roster.

PREVIOUS SEASONS: **2000**—Signed June 6 with Kansas City as college free agent ... Waived on Aug. 27, and signed Aug. 30 to Chiefs practice squad ... Signed on Nov. 24 to Chiefs' 53-player roster and played in three games, with 2 tackles ... Made NFL debut Nov. 26 at San Diego (no statistics) ... Had 2 tackles Dec. 24 at Atlanta. **2001**—Was on Chiefs roster the entire season, playing in 10 games, with six games on inactive list ... Credited with 7 tackles (2 solo) ... Had 2 tackles on Nov. 11 at N.Y. Jets and on Nov. 29 vs. Philadelphia. **2002**—Played in spring for Frankfurt Galaxy of NFL Europe League, earning an All-NFLEL selection at DT ... Opened training camp

with Kansas City, playing in preseason Games 1 and 3-4, with 1 tackle ... Waived by Kansas City on Sept. 2 ... Signed Dec. 17 with Seattle ... On Seahawks' inactive list for the season's final two games.

COLLEGE: Started 37 games at East Carolina, with 155 tackles (101 solo), 8.5 sacks, 3 forced fumbles and 7 fumble recoveries ... Had a 40-yard fumble recovery for a TD as a senior vs. Army.

PERSONAL: Born in Shelby, N.C. ... Attended Bessemer City High School in Bessemer, N.C., where he earned all-state football honors as a senior ... Cousin of Bobby Bell, Hall of Fame LB for Kansas City Chiefs ... Graduated from East Carolina with a degree in information processing ... Full name is Norris Ellington McCleary.

* — McCleary did not earn an accrued year of experience toward NFL free agency in 2000, '02 or '03 because he was not on an NFL 53-player roster, a Reserve/Injured list, a Reserve/Physically Unable to Perform list or a Reserve/Non-Football Injury/Europe League list for the required minimum of six games in any of those seasons. He is again designated a second-year player in 2004.

NORRIS McCLEARY'S STATISTICS

YEAR	TEAM	G-S	Defense							Interceptions					Scoring				
			ST	AT	TT	SKS-YDS	PBU	FF	FR-YDS	NO	YDS	AVG	LG	TD	TD	IntRt	FRRI	S	PTS
2000	Kansas City	3-0	0	2	2	0-0	0	0	0-0	—	—	—	—	—	—	—	—	—	—
2001	Kansas City	10-0	2	5	7	0-0	0	0	0-0	—	—	—	—	—	—	—	—	—	—
2002	Seattle	0-0				DID NOT PLAY**				DID NOT PLAY**					DID NOT PLAY**				
2003		0-0				DID NOT PLAY**				DID NOT PLAY**					DID NOT PLAY**				
CAREER		13-0	2	7	9	0-0	0	0	0-0	—	—	—	—	—	—	—	—	—	—

**NOTE: McCleary was inactive for two games with Seattle in 2002. He was not with an NFL team in 2003.

FOND FAREWELL

The Bengals played their final game at Cinergy Field (previously known as Riverfront Stadium) on Dec. 12, 1999, and they made the finale a memorable one.

Before a sellout crowd of 59,972, the Bengals defeated Cleveland, 44-28, as the Cincinnati defense set a team record by allowing only 11 net rushing yards (on 11 carries). The Browns' long rushing gain of the day was three yards. The previous low by a Bengals opponent had been 18 yards on 17 carries by Seattle in an AFC Divisional playoff game on Dec. 31, 1988 at Riverfront Stadium. The previous low in a regular-season game was 26 yards on 17 carries by Pittsburgh on Sept. 19, 1982 at Three Rivers Stadium in Pittsburgh.

Offensively, the last game at Cinergy saw the Bengals roll for 279 rushing yards (on 53 carries) — at the time the second-most rushing yards in team history and the most ever in a home game (now the fourth-best in club history and the third-highest figure for a home game). The team record for rushing yards in a game is 407, set on Oct. 22, 2000 vs. Denver at Paul Brown Stadium.

DT



LANGSTON MOORE



60

Ht: 6-1 Wt: 303
College: South Carolina
1st year in NFL*

2003 Games-Starts: 0-0; Career Games-Starts: 0-0
Acquired: PS (Cin.) '03
Born: 7-17-81

Sixth-round Bengals selection from 2003 NFL Draft looks for his first game action in '04 ... Spent most of last season on Bengals practice squad ... Activated for the final four games, but did not play.

2003 RECAP: Drafted by Bengals in sixth round (174th overall) ... Saw action in all four preseason games, tying for ninth in tackles with 7 (6 solo), including 1 sack ... Waived Aug. 31, and signed to practice squad on Sept. 1 ... Was on practice squad for Games 1-13 ... Signed on Dec. 9 to Bengals' 53-player roster ... Inactive for Games 13-16.

COLLEGE: Durable and consistent, Moore saw action in 46 games at South Carolina, with 32 starts ... Played from 1999-2002 ... Played on Gamecock squads that de-

feated Ohio State in the Outback Bowl following the 2000 and 2001 seasons ... Had 137 career tackles (93 solo) with 6 sacks, 4 forced fumbles and 1 INT.

PERSONAL: Hometown is Charleston, S.C. ... Attended James Island High School, where he was rated one of the state's top 25 recruits by *SuperPrep* magazine ... Majored at South Carolina in sport and entertainment management ... Participated in track as well as football at South Carolina, competing in the shot put ... Favorite hobbies include reading and music.

* — Moore did not earn an accrued year of experience toward NFL free agency in 2003 because he was not on an NFL 53-player roster, a Reserve/Injured list, a Reserve/Physically Unable to Perform list or a Reserve/Non-Football Injury/Europe League list for the required minimum of six games. He is designated a first-year player in 2004.

LANGSTON MOORE'S STATISTICS

YEAR	TEAM	G-S	Defense							Interceptions					Scoring			
			ST	AT	TT	SKS-YDS	PBU	FF	FR-YDS	NO	YDS	AVG	LG	TD	TD	INT	FRR	S PTS
2003	Cincinnati	0-0				DID NOT PLAY**				DID NOT PLAY**					DID NOT PLAY**			
CAREER		0-0	0	0	0	0-0	0	0	0-0	—	—	—	—	—	—	—	—	—

**NOTE: Moore was on the practice squad for 13 games and inactive for three games with Cincinnati in 2003.

C



LARRY MOORE



50

Ht: 6-3 Wt: 300
College: Brigham Young
7th year in NFL

2003 Games-Starts: 9-8 (Wash.); Career Games-Starts: 79-72
Acquired: FA '04
Born: 6-1-75

Strong interior lineman with 72 career NFL starts signed with Bengals as a free agent on 4-30-04 ... Starter for two Indianapolis playoff teams before moving to Washington as unrestricted free agent in 2002 ... Has started playoff games at both C and RG ... Released by Washington on 4-23-04.

2003 PARTICIPATION: Started at C for Washington's first eight games, but suffered a foot injury in Game 8, Nov. 2 at Dallas, that effectively ended his season ... Inactive for Games 9-12, played as reserve in Game 13, Dec. 7 at N.Y. Giants, and placed Dec. 9 on Injured Reserve list ... Had played in 16 regular-season games for four straight seasons prior to '03.

2003 HIGHLIGHTS: Aided balanced offense of 160 rushing and 167 passing yards in season-opening victory Sept. 4 vs. N.Y. Jets ... Supported 435-yard offensive output as Redskins ran record to 2-0 with 33-31 victory Sept. 14 at Atlanta ... Worked the following week to aid 456-yard offensive game on Sept. 21 vs. N.Y. Giants ... Started in 20-17 victory on Sept. 28 vs. eventual Super Bowl winner New England.

PREVIOUS SEASONS: 1997—Signed April 27 with Seattle as college free agent ... Released by Seattle on Aug. 17 ... Signed Aug. 26 to Washington practice squad ... Released from Washington practice squad on Sept. 3 ... Did not earn an accrued year of credit toward

NFL free agency. **1998**—Signed with Indianapolis as free agent on Jan. 29 ... Played in six games, with five starts at RG ... Supported 540-yard net offensive output Nov. 29 at Baltimore ... Helped clear the way for 2 rushing TDs in Colts victory Dec. 13 vs. Cincinnati. **1999**—Started all 16 games at C as Colts won AFC East title with 13-3 record, and also started in Divisional playoff loss Jan. 16 vs. Tennessee ... Anchored offensive unit that allowed an NFL-best and franchise-low 14 sacks ... Helped Edgerrin James rush for 1553 yards, becoming 13th NFL player to win rushing title as a rookie. **2000**—Started all 16 games at RG as Colts posted 10-6 record, earning Wild Card playoff spot ... Also started at RG in playoff loss Dec. 30 vs. Miami ... Helped Colts tie N.Y. Jets for fewest sacks allowed in NFL (20) ... Cleared the way as Edgerrin James rushed for 100 or more yards in nine games and won a second straight league rushing title with 1709 yards ... Behind Moore's protection, Colts QB Peyton Manning passed for career-high 4413 yards. **2001**—Played in every game, with 11 starts at RG, as Colts finished second in NFL with 372.2 yards per game ... Protected QB Peyton Manning during a 421-yard, 4-TD pass game Sept. 23 vs. Buffalo ... Started for Edgerrin James' top rushing game of the season, 143 yards on Oct. 22 vs. New England ... Helped rookie Dominic Rhodes rush for 100 yards in Rhodes' first career start on Nov. 14 at Buffalo. **2002**—Signed on March 13 with Washington as unrestricted free agent ... Started 16 games for the third time in his career, filling the C spot ... One of two Redskins offensive linemen to start every game.

COLLEGE: Earned All-Western Athletic Conference first-team honors in both his junior and senior seasons at Brigham Young ... Played G as a junior and switched to C for his senior season ... Transferred to BYU after playing in junior college at Grossmont College (CA).

PERSONAL: Hometown is San Diego, CA ... Attended Monte Vista High School ... Majored in business management at BYU, earning Scholar-Leader honors from the National Football Foundation ... Full name is Larry Maceo Moore.

LARRY MOORE'S STATISTICS

YEAR	TEAM	GAMES	STARTS
1997	Washington	DID NOT PLAY*	
1998	Indianapolis	6	5
1999	Indianapolis	16	16
2000	Indianapolis	16	16
2001	Indianapolis	16	11
2002	Washington	16	16
2003	Washington	9	8
CAREER		79	72

POSTSEASON

YEAR	TEAM	GAMES	STARTS
1999	Indianapolis	1	1
2000	Indianapolis	1	1
CAREER		2	2

*NOTE: Moore was on the practice squad for one game with Washington in 1997.

CB



REGGIE MYLES



37

Ht: 5-11 Wt: 185

College: Alabama

3rd year in NFL

2003 Games-Starts: 16-0; Career Games-Starts: 25-0

Acquired: PS (Cin.) '02

Born: 10-10-79

An aggressive kick coverage player, Myles led Bengals special teams last season in total tackles (21) and solos (14) ... Was chosen by teammates as one of four permanent captains for remainder of season when voting was held prior to Game 12 ... Ranked second on team in special teams snaps played (290) ... Opened his 2002 rookie season on the practice squad, and wound up playing the most games (9) of all Bengals rookie free agents that year ... Contract expired 3-2-04, with Bengals holding exclusive rights, and he re-signed with Cincinnati on 3-19-04.

2003 RECAP: Played in every game ... Had 5 tackles (4 solo) on defense in addition to his team-leading 21 on special teams ... Had 2 special teams tackles in team's first win, on Sept. 28 at Cleveland ... On Oct. 5 at Buffalo, combined with teammate Terrell Roberts to down a punt at Bills' 1-yard line in third quarter, Myles grabbing the ball and tossing it to Roberts before his momentum carried him into the end zone ... Led special teams with 3 tackles Nov. 2 at Arizona, including solo

stop of kickoff returner Josh Scobey at Cardinals' 16-yard line in second quarter ... Had 2 tackles (1 solo) on defense and 1 solo tackle on special teams Nov. 30 at Pittsburgh ... Led special teams Dec. 14 vs. San Francisco with 4 tackles, tied for high game total by a Bengals special teamer in 2003.

2002: Signed with Bengals on April 23 as college free agent ... Played in all four preseason games ... Waived Sept. 1, and signed Sept. 2 to Bengals practice squad ... Signed to active roster Nov. 2, and played in Games 8-16, including action on defense in Games 10 and 16 ... Despite playing only nine games, ranked fourth on team in special teams tackles (12) ... Made NFL debut in win Nov. 3 at Houston, tying for second on the team with 2 special teams tackles ... Saw extensive action as the nickel back Nov. 17 vs. Cleveland, and finished with 4 tackles (3 solo) on defense and 2 on special teams ... Tied for team lead with 3 special teams tackles Dec. 8 at Carolina.

COLLEGE: Four-year contributor at Alabama, post-

ing 9 interceptions and departing with No. 5 all-time ranking in the program with 204 INT yards ... Had a 42-yard fumble return for a touchdown against Arkansas as a senior, and a 91-yard interception return for a score against UCLA in his junior season.

PERSONAL: Hometown is Pascagoula, Miss. ... Was a *SuperPrep* National 50 player as a senior at Pascagoula High School ... Holds B.S. degree from Alabama in human environmental sciences ... Hobbies include collecting trains ... Single.

REGGIE MYLES' STATISTICS

			Defense							Interceptions					Scoring					
YEAR	TEAM	G-S	ST	AT	TT	SKS-YDS	PBU	FF	FR-YDS	NO	YDS	AVG	LG	TD	TD	IntRt	TD	FRRI	S	PTS
2002	Cincinnati	9-0	3	1	4	0-0	0	0	0-0	—	—	—	—	—	—	—	—	—	—	—
2003	Cincinnati	16-0	4	1	5	0-0	0	0	0-0	—	—	—	—	—	—	—	—	—	—	—
CAREER		25-0	7	2	9	0-0	0	0	0-0	—	—	—	—	—	—	—	—	—	—	—

		Special Teams								Kickoff Returns						Punt Returns					
YEAR	TEAM	ST	AT	TT	FF	YDS	BP	BFG	BXP	NO	YDS	AVG	FC	LG	TD	NO	YDS	AVG	FC	LG	TD
2002	Cincinnati	12	0	12	0	0-0	0	0	0	—	—	—	—	—	—	—	—	—	—	—	—
2003	Cincinnati	14	7	21	0	0-0	0	0	0	—	—	—	—	—	—	—	—	—	—	—	—
CAREER		26	7	33	0	0-0	0	0	0	—	—	—	—	—	—	—	—	—	—	—	—

MYLES' 2003 GAME-BY-GAME SPECIAL TEAMS STATISTICS

DATE	OPPONENT	ST	AT	TT	FF	FR-YDS	BP	BFG	BXP
9-7	DENVER	0	0	0	0	0-0	0	0	0
9-14	at Oakland	1	0	1	0	0-0	0	0	0
9-21	PITTSBURGH	0	1	1	0	0-0	0	0	0
9-28	at Cleveland	0	2	2	0	0-0	0	0	0
10-5	at Buffalo	1	1	2	0	0-0	0	0	0
10-12	—BYE—								
10-19	BALTIMORE	1	0	1	0	0-0	0	0	0
10-26	SEATTLE	1	0	1	0	0-0	0	0	0
11-2	at Arizona	1	2	3	0	0-0	0	0	0
11-9	HOUSTON	0	0	0	0	0-0	0	0	0
11-16	KANSAS CITY	1	0	1	0	0-0	0	0	0
11-23	at San Diego	1	1	2	0	0-0	0	0	0
11-30	at Pittsburgh	1	0	1	0	0-0	0	0	0
12-7	at Baltimore	1	0	1	0	0-0	0	0	0
12-14	SAN FRANCISCO	4	0	4	0	0-0	0	0	0
12-21	at St. Louis	0	0	0	0	0-0	0	0	0
12-28	CLEVELAND	1	0	1	0	0-0	0	0	0
TOTALS		14	7	21	0	0-0	0	0	0

CB



DELTHA O'NEAL

Ht: 5-11 Wt: 190

College: California

5th year in NFL



24

2003 Games-Starts: 13-6 (Den.); Career Games-Starts: 61-36

Acquired: T (Den.) '04

Born: 1-30-77

A former Pro Bowl cornerback with added abilities as a punt and kickoff returner, O'Neal was acquired by the Bengals on 4-9-04 in a trade with Denver ... Cincinnati traded the No. 17 pick in the 2004 Draft for O'Neal, plus Denver's selections at Nos. 24 and 117 ... O'Neal played his first four NFL seasons with Denver after being drafted in the first round in 2000, and he earned a Pro Bowl spot after the 2001 season, in which he had 9 INTs and 18 passes defended ... Led Broncos a second consecutive year in INTs in '02, when he had 5, including 2 returns for TDs ... Shares NFL record for most INTs (4) in a game ...

Has excellent career kick return numbers, with 10.4-yard average and 2 TDs on punts and 22.6 avg. with 1 TD on kickoffs.

2003 PARTICIPATION: Played 13 games, including starts at RCB in Games 1-5 and 7 ... Switched to WR at midseason, and saw action on offense in Games 11-12, Nov. 23 vs. Chicago and Nov. 30 at Oakland ... Played on special teams in Games 14-16 ... Inactive on Oct. 26 at Baltimore and Nov. 16 vs. San Diego while transitioning from defense to offense, and was inactive Dec. 7 vs. Kan-

sas City while tending to his ill father ... Also inactive for Wild Card playoff game Jan. 4 at Indianapolis ... Played every game his first three Denver seasons, and has never missed a game due to injury.

2003 HIGHLIGHTS: Led Broncos in punt returns for the fourth straight year, averaging 9.5 yards on 33 returns, with a 57-yard TD return in Monday night action Nov. 3 vs. New England ... Averaged 16.0 yards on 8 KOR ... Had 22 tackles on defense (19 solo) along with 1 INT and 2 passes defended ... On offense, had 2 pass receptions for 4 yards, and had 1 special teams tackle ... In season opener Sept. 7 at Cincinnati, had 4 solo tackles, averaged 8.7 yards on 3 punt returns and had an 11-yard KOR ... Tied career high with 8 solo tackles Sept. 14 at San Diego ... Picked off a Trent Green pass in first quarter Oct. 5 at Kansas City, returning 6 yards to Chiefs' 46 ... O'Neal's 57-yard TD punt return Nov. 3 vs. New England was first punt return for TD allowed by Patriots in 167 games, since 9-5-93 at Buffalo ... Made his debut on offense Nov. 23 vs. Chicago, with a 1-yard reception ... Had a 3-yard catch Nov. 30 at Oakland ... In victory Dec. 14 vs. Cleveland, had a key 26-yard punt return in fourth quarter ... Inactive for the Broncos' AFC Wild Card game Jan. 4 at Indianapolis.

PREVIOUS SEASONS: 2000—Drafted by Denver in first round (15th overall) ... Signed July 21 ... Named All-Rookie as a punt returner by *Football News*, averaging 10.4 yards on 34 returns, and also led the team in kickoff returns, averaging 24.0 yards on 46 returns with an 87-yard TD ... Ranked sixth in AFC in KOR and seventh in PR ... His 1102 total KOR yards ranked fifth in Broncos history ... Saw action on special teams in all 16 games, and saw his first NFL action on defense on Oct. 22 at Cincinnati ... Also played on defense again in each of the final seven games ... Delivered the first big play of his young career Oct. 1 vs. New England when he returned a free kick after a safety 87 yards for a TD ... Had a 64-yard punt return in fourth quarter Oct. 8 at San Diego, setting up final Denver TD ... Had a 62-yard KOR Oct. 15 vs. Cleveland ... His 25-yard punt return in fourth quarter Nov. 19 vs. San Diego set up game-winning TD drive ... Played on defense and special teams in AFC Wild Card playoff Dec. 31 at Baltimore. **2001—**Started all 16 Broncos games and earned a Pro Bowl berth ... Finished second in AFC with 9 interceptions (115 return yards) and also led Broncos in passes defended (18) while posting 60 tackles (53 solo) ... Voted second-team All-Pro by *College & Pro Football Newsweekly* and All-AFC by *Pro Football Weekly* ... His 9 INTs tied for second-most interceptions in a season by a Bronco ... Ranked second in the AFC in punt returns, averaging 13.1 yards on 31 attempts, including an 86-yard TD on Oct. 14 at Seattle ... Named

AFC Defensive Player of the Month in October, after making a league-high 6 INTs with 21 tackles for the month ... Had his first 4 INTs in one game, leading Broncos' victory Oct. 7 vs. Kansas City and becoming the 18th NFL player to share record of 4 INTs in a game ... Also named AFC Defensive Player of the Week and Miller Lite/NFL Player of the Week for his effort vs. Chiefs ... Picked off two Tom Brady passes in victory Oct. 28 vs. New England ... Intercepted a Doug Flutie pass in fourth quarter Nov. 11 vs. San Diego, helping preserve a 26-16 win ... Had a 49-yard punt return Dec. 9 vs. Seattle ... Snagged his 8th INT of season in fourth quarter Dec. 30 vs. Oakland, helping ice 23-17 win ... Picked off his 9th pass in season finale Jan. 6 at Indianapolis, swiping Peyton Manning pass in end zone in second quarter. **2002—**Led Broncos with 5 INTs, including 2 for TDs, and also led in passes defended (15) ... Played in all 16 games and started 14 at LCB, posting a career-high 68 tackles (59 solo) ... Ranked fifth in AFC with avg. of 8.4 yds. on 30 punt returns ... His TDs on INT returns were for 28 yards in victory Oct. 6 vs. San Diego and for 22 yards in win Oct. 17 at Seattle ... Had 2 INTs in the Oct. 6 game vs. Chargers, the other one in that contest coming in the end zone in the second quarter ... Also had INTs on Sept. 15 at San Francisco and Nov. 14 vs. Indianapolis ... Had a 53-yard punt return in the Indianapolis game, setting up a fourth-quarter TD ... Recovered a blocked FG try Dec. 1 at San Diego ... Had a 44-yard punt return Dec. 22 at Oakland.

COLLEGE: Finished his career at California as the school's career leader in all-purpose yards with 5,005 (111.2 per game) and tied an NCAA career record by returning five interceptions for touchdowns ... Set a school record with 356 yards via interception returns, and also finished with all-time records for punt returns (110), punt-return yards (1169), kickoff returns (99) and kick-return yards (2472) ... Scored 12 TD by five different methods: interception return (5), punt return (1), kickoff return (2), rushing (2) and receiving (2) ... Earned consensus first-team All-America and All-Pac-10 honors as a senior (both on defense and as a return specialist), and was named Pacific-10 Conference Defensive Player of the Year as he tied for NCAA lead in INTs (9) ... Posted NCAA record as a senior with 4 INTs returned for TDs ... Led Pac-10 as a senior in kickoff returns (29.2) ... As a senior vs. Stanford, scored on a 100-yard KO return and a 58-yard punt return in the same game.

PERSONAL: Born in Palo Alto, Calif. ... Attended Milpitas (CA) High School, where he set a school record with 2312 rushing yards and earned *Blue Chip Illustrated* All-America honors ... Was the student body president as a high school senior ... Graduated from Cal with a degree in social welfare ... Full name is Deltha Lee O'Neal III.

SCORING SPREE

The Bengals' 146 points in Games 11-14 of the 1999 season tied the club record for any four-game stretch. In those four, Cincinnati scored 31 vs. Baltimore, 27 at Pittsburgh, 44 vs. San Francisco and 44 vs. Cleveland.

The other instance of 146 points in four games came in Games 5-8 of the 1988 Super Bowl season, when the Bengals scored 45 at the L.A. Raiders, 36 vs. the N.Y. Jets, 21 at New England and 44 vs. the Houston Oilers.

DELTA O'NEAL'S STATISTICS

YEAR	TEAM	G-S	Defense							Interceptions					Scoring				
			ST	AT	TT	SKS-YDS	PBU	FF	FR-YDS	NO	YDS	AVG	LG	TD	TD	IntR	FRRI	S	PTS
2000	Denver	16-0	2	0	2	0-0	5	1	1-6	0	0	—	—	0	*1	0	0	0	6
2001	Denver	16-16	53	7	60	0-0	18	0	0-0	9	115	12.8	42	0	*1	0	0	0	6
2002	Denver	16-14	59	9	68	0-0	15	0	0-0	5	70	14.0	28t	2	2	2	0	0	12
2003	Denver	13-6	19	3	22	0-0	2	0	0-0	1	6	6.0	6	0	*1	0	0	0	6
CAREER		61-36	133	19	152	0-0	40	1	1-6	15	191	12.7	42	2	5	2	0	0	30

*NOTE: TDs scored on kickoff returns and punt returns (see below).

MISCELLANEOUS STATISTICS: 1 rush for 0 yards and 2 receptions for 4 yards (long of 3; no TDs) with Denver in 2003.

		Special Teams								Kickoff Returns						Punt Returns					
YEAR	TEAM	FR-								NO	YDS	AVG	FC	LG	TD	NO	YDS	AVG	FC	LG	TD
		ST	AT	TT	FF	YDS	BP	BFG	BXP												
2000	Denver	5	0	5	0	0-0	0	0	0	46	1102	24.0	0	87t	1	34	354	10.4	11	64	0
2001	Denver	0	0	0	0	0-0	0	0	0	0	0	—	0	—	0	31	405	13.1	9	86t	1
2002	Denver	0	0	0	0	1-0	0	0	0	1	15	15.0	0	15	0	30	251	8.4	7	53	0
2003	Denver	1	0	1	0	0-0	0	0	0	8	128	16.0	0	24	0	33	315	9.5	10	57t	1
CAREER		6	0	6	0	1-0	0	0	0	55	1245	22.6	0	87t	1	128	1325	10.4	37	86t	2

O'NEAL'S SINGLE-GAME HIGHS

PUNT RETURNS — Returns: 4 (4 times); most recently vs. Oak. 9-22-03 (for Den.); Yards: 92 at Sea. 10-14-01 (for Den.); Long: 86 at Sea. 10-14-01 (TD) (for Den.); Touchdowns: 1 (twice); most recently vs. N.E. 11-3-03 (57 yds.) (for Den.).

KICKOFF RETURNS — Returns: 6 vs. S.D. 11-19-00 (for Den.); Yards: 157 vs. S.D. 11-19-00 (for Den.); Long: 87 vs. N.E. 10-1-00 (TD) (for Den.); Touchdowns: 1 vs. N.E. 10-1-00 (87 yds.) (for Den.).

O'NEAL'S 2003 GAME-BY-GAME STATISTICS (FOR DENVER)

		Defense							Kickoff Returns							Punt Returns							
DATE	OPP.	ST	AT	TT	SKS	INT-	YDS	PBU	FF	FR- YDS	NO	YDS	AVG	FC	LG	TD	NO	YDS	AVG	FC	LG	TD	
9-7	at Cin.	4	0	4	0-0	0-0	0	0	0	0-0	1	11	11.0	0	11	0	3	26	8.7	0	12	0	
9-14	at S.D.	8	0	8	0-0	0-0	1	0	0	0-0	0	0	—	0	—	0	3	17	5.7	0	14	0	
9-22	OAK.	2	1	3	0-0	0-0	0	0	0	0-0	0	0	—	0	—	0	4	60	15.0	0	18	0	
9-28	DET.	3	1	4	0-0	0-0	0	0	0	0-0	0	0	—	0	—	0	3	9	3.0	0	9	0	
10-5	at K.C.	0	1	1	0-0	1-6	1	0	0	0-0	0	0	—	0	—	0	3	16	5.3	1	12	0	
10-12	PITT.	0	0	0	0-0	0-0	0	0	0	0-0	0	0	—	0	—	0	3	11	3.7	1	7	0	
10-19	at Minn.	0	0	0	0-0	0-0	0	0	0	0-0	0	0	—	0	—	0	2	4	2.0	2	4	0	
10-26	at Balt.	INACTIVE							INACTIVE							INACTIVE							
11-3	N.E.	2	0	2	0-0	0-0	0	0	0	0-0	1	-1	-1.0	0	-1	0	2	60	30.0	2	57t	1	
11-9	-BYE-	INACTIVE								INACTIVE							INACTIVE						
11-16	S.D.	INACTIVE								INACTIVE							INACTIVE						
11-23	CHI.	0	0	0	0-0	0-0	0	0	0	0-0	0	0	—	0	—	0	1	9	9.0	0	9	0	
11-30	at Oak.	0	0	0	0-0	0-0	0	0	0	0-0	0	0	—	0	—	0	2	13	6.5	1	11	0	
12-7	K.C.	INACTIVE							INACTIVE							INACTIVE							
12-14	CLE.	0	0	0	0-0	0-0	0	0	0	0-0	2	45	22.5	0	24	0	2	32	16.0	0	24	0	
12-21	at Ind.	0	0	0	0-0	0-0	0	0	0	0-0	3	54	18.0	0	21	0	2	21	10.5	2	12	0	
12-28	at G.B.	0	0	0	0-0	0-0	0	0	0	0-0	1	19	19.0	0	19	0	3	37	12.3	1	27	0	
TOTALS		19	3	22	0-0	1-6	2	0	0-0		8	128	16.0	0	24	0	33	315	9.5	10	57t	1	

POSTSEASON

YEAR	TEAM	G-S	Defense							Interceptions					Scoring				
			ST	AT	TT	SKS-YDS	PBU	FF	FR-YDS	NO	YDS	AVG	LG	TD	TD	IntR	FRRI	S	PTS
2000	Denver	1-0	0	0	0	0-0	0	0	0-0	—	—	—	—	—	—	—	—	—	—
2003	Denver	0-0	DID NOT PLAY**							DID NOT PLAY**					DID NOT PLAY**				
CAREER		1-0	0	0	0	0-0	0	0	0-0	—	—	—	—	—	—	—	—	—	—

		Special Teams							Kickoff Returns							Punt Returns						
YEAR	TEAM	ST	AT	TT	FF	FR-YDS	BP	BFG	BXP	NO	YDS	AVG	FC	LG	TD	NO	YDS	AVG	FC	LG	TD	
2000	Denver	—	—	—	—	—	—	—	—	1	13	13.0	0	13	0	3	13	4.3	0	7	0	
CAREER		—	—	—	—	—	—	—	—	1	13	13.0	0	13	0	3	13	4.3	0	7	0	

**NOTE: O'Neal was inactive for one postseason game with Denver in 2003.

QB



CARSON PALMER



9

Ht: 6-5 **Wt:** 230

College: Southern California

2nd year in NFL
2003 Games-Starts: 0-0; **Career Games-Starts:** 0-0

Acquired: D1 '03 (1st overall)

Born: 12-27-79

The No. 1 overall pick in the 2003 NFL Draft, Palmer enters his second NFL season with coaches' nod as the starting QB ... A player with tremendous athletic ability for his size (6-5, 230), Palmer was consensus pick of analysts as the top player available in the '03 Draft ... His arm strength and special abilities will expand the scope of Bengals' offense ... Spent 2003 NFL season in backup role to Bengals starter Jon Kitna, who had the best season of his career and was the only NFL QB to play every offensive snap for his team ... Palmer won the 2002 Heisman Trophy at Southern California, leading the Trojans to 11-2 record, including 38-17 Orange Bowl win over Iowa.

2003 RECAP: Drafted by Bengals in first round (No. 1 overall) ... Signed April 24, two days prior to draft ... Was inactive as the designated third QB in Games 1-5 ... Was No. 2 QB in Games 6-12 ... Returned to third QB role for Games 13-16, as coaches wanted veteran Shane Matthews available in No. 2 spot for team's late-season playoff bid ... In preseason, Palmer led the Bengals in passes (54), completions (37) and yards (451), with 4 TDs and 4 INTs ... Compiled an 87.8 preseason passer rating.

COLLEGE: Played 53 games with 45 starts at USC, competing over five seasons (1998-2002) because of injury-shortened '99 campaign that counted as a redshirt year ... As a senior, set USC season records for completions (309), passing yards (3942) and TD passes (33) ... Completed 63.2% of his passes as a senior and threw only 10 INTs ... Left college as the Pac-10 Conferences' all-time leader in passing yards (11,818), completions (927) and total offense (11,621) ... His 72 career TD passes set a USC record ... Led Trojans to wins in the last eight games of his senior season, with the team averaging 41.5 points per game during that stretch ... On Nov. 30 of his senior season vs. Notre Dame, his

425 passing yards and the team's 610 offensive yards were the most ever in each category by a Notre Dame opponent ... Threw at least 2 TD passes in nine straight games as a senior ... As a sophomore in '99, Palmer led USC to victories in its first two games, but suffered broken right collarbone just before halftime of Game 3, Sept. 25 at Oregon ... He was sidelined for remainder of the '99 season, which was allowed to count for him as a redshirt year ... His four starts in 1998 made him only the second true freshman to start a game at QB for the storied USC program (joined Rob Johnson, who started one game in '91).

CARSON AND ARCHIE: Palmer was the second Heisman Trophy winner drafted by the Bengals. The first was Ohio State RB Archie Griffin, a two-time Heisman winner. Griffin was the No. 24 overall pick in the 1976 NFL Draft, the second of two first-rounders by Cincinnati. He played eight seasons (1976-83) for the Bengals, rushing for 2808 yards and catching 192 passes for 1607 yards.

PERSONAL: Hometown is Laguna Hills, Calif. ... Attended Santa Margarita High School (in Rancho Santa Margarita, Calif.), where as a senior in 1997 he passed for 31 TDs and just 4 INTs, leading his team to 14-0 record and its second consecutive state championship ... Set 27 school records in high school ... Has made a strong commitment to giving back to the community, and is finalizing plans for the Carson Palmer Foundation ... In Cincinnati, Palmer hosted a June 2004 golf tournament and a passing camp, both benefiting local charities ... In California, he sponsored the Carson Palmer Open to raise money for Hillview Acres, a shelter for abused and underprivileged children ... Married (wife Shaelyn) ... Favorite hobby is golf ... Majored in public policy and management at USC.

CARSON PALMER'S STATISTICS

YEAR	TEAM	G-S	Passing										LG	SKD-YDS	RAT
			ATT	CMP	PCT	YDS	YDS/ATT	TD	TD%	INT	INT%				
2003	Cincinnati	0-0													
DID NOT PLAY*															
CAREER		0-0	0	0	—	0	—	0	—	0	—	—	—	0-0	—

*NOTE: Palmer was inactive as the designated third quarterback for nine games and did not play in seven games with Cincinnati in 2003.

LUCKY 13

In team history, the Bengals have had 13 seasons with a 1000-yard rusher, 13 seasons with a 1000-yard receiver, and 13 seasons with a 3000-yard passer. (See Bengals Superlative Seasons on page 184 for a complete list.)

DE



ELTON PATTERSON



98

Ht: 6-2 Wt: 271

College: Central Florida

2nd year in NFL

2003 Games-Starts: 0-0; Career Games-Starts: 0-0

Acquired: D7b '03 (259th overall)

Born: 6-3-81

Seventh-round Bengals selection in 2003 NFL Draft looks for his first NFL game action in '04 ... Was on the roster all season as a rookie last year, but was inactive for all 16 games ... Had 30.5 career sacks in college.

2003 RECAP: Drafted by Bengals in seventh round (259th overall) ... Played in all four preseason games, with 7 tackles (6 solo), including 1 sack and 2 forced fumbles ... On inactive list for all 16 regular-season games.

COLLEGE: Three-year starter and team captain at Central Florida ... His 30.5 career sack total included 9 or more in each of his last three campaigns ... Fell just one

short of the school's career sacks record, and his 59.5 career tackles-for-loss set a UCF record ... Earned All-Mid American Conference honors as a senior, ranking third in conference with 9.5 sacks.

PERSONAL: Hometown is Tallahassee, Fla. ... Attended Rickards High School, where he played DE and OG, earning first-team all-state honors on defense as a senior ... Also earned prep letters in basketball and track ... Offseason residence is Orlando, Fla. ... Sponsors the Elton Patterson Foundation, which hosts an annual toy giveaway for underprivileged Cincinnati children ... Hobbies include movies and fine dining ... Single.

ELTON PATTERSON'S STATISTICS

YEAR TEAM	G-S	Defense							Interceptions					Scoring				
		ST	AT	TT	SKS-YDS	PBU	FF	FR-YDS	NO	YDS	AVG	LG	TD	TD	IntRt	FRRt	S	PTS
2003 Cincinnati	0-0				DID NOT PLAY*				DID NOT PLAY*					DID NOT PLAY*				
CAREER	0-0	0	0	0	0-0	0	0	0-0	—	—	—	—	—	—	—	—	—	—

*NOTE: Patterson was inactive for 16 games with Cincinnati in 2003.

CB



ALVIN PORTER



21

Ht: 5-11 Wt: 175

College: Oklahoma State

3rd year in NFL*

2003 Games-Starts: 1-0 (Balt.); Career Games-Starts: 33-5

Acquired: FA '04

Born: 5-10-77

A veteran with 33 games experience for Baltimore, Porter signed with Bengals as a free agent on 1-16-04 ... Also has two games postseason experience with Ravens ... Played in 2001 at Baltimore when Bengals head coach Marvin Lewis was Ravens defensive coordinator.

2003 RECAP: Opened training camp with Baltimore ... Played in one regular season game, seeing action Sept. 21 at San Diego (no statistics) ... On inactive list for Games 1, 2 and 4 ... Waived on Oct. 6.

PREVIOUS SEASONS: 2001—Signed on April 27 with Baltimore as rookie free agent ... Played in every game, primarily on special teams, and played in both Ravens postseason games ... Ranked fourth on special teams with 14 tackles (11 solo) ... Made his NFL debut on Sept. 9 vs. Chicago, with 1 tackle on defense and 1

special teams stop ... Had a forced fumble against punt returner Peter Warrick on Sept. 23 at Cincinnati, with teammate Brad Jackson recovering to set up a TD drive ... Saw extensive action at CB on Nov. 18 vs. Cleveland, replacing injured Duane Starks, and had a fourth-quarter INT against QB Tim Couch while posting 5 solo tackles ... Had 1 special teams stop in victory Dec. 23 vs. Cincinnati and downed a Kyle Richardson punt at Bengals' 3-yard line ... Saw action on six defensive snaps in Wild Card playoff victory Jan. 13 at Miami, and also had 2 special teams tackles ... Had 4 special teams tackles and forced a fumble in Divisional playoff loss Jan. 20 at Pittsburgh. **2002**—Played in all 16 games for Ravens, with five starts ... Had 41 tackles (36 solo) with 3 passes defended and 9 special teams tackles ... Started Game 1 at RCB, and started Games 2 and 9-11 at LCB ... Made first career NFL start in season opener Sept. 8 at Caro-

lina and had 6 solo tackles while Baltimore defense limited Panthers to 136 passing yards ... Had 4 tackles in start Sept. 15 vs. Tampa Bay ... Replaced injured Chris McAlister as starting LCB on Nov. 10 vs. Cincinnati, and tied for team lead with a career-high 11 tackles (including 8 solo stops) ... Had 6 tackles as starter replacing McAlister on Nov. 17 at Miami, and registered 1 solo tackle and a pass defended in start Nov. 24 vs. Tennessee ... Had 2 special teams tackles in season finale Dec. 29 at Pittsburgh.

COLLEGE: Played in 10 games with four starts for Oklahoma State as a true freshman in 1996 ... Redshirted in 1997, and played as a sophomore in '98 at Fort Scott (Okla.) JC ... Returned to Oklahoma State in 1999 and started 10 games, finishing with 45 tackles and a team-

leading 3 INTs ... Ruled ineligible by the NCAA in 2000 and did not play.

PERSONAL: Born in Shreveport, La., but attended high school at Adamson High in Dallas, Texas, where he was named a member of *Texas Football* magazine's "Super Team" ... Sociology major at Oklahoma State ... Active in community affairs with Ravens, making regular visits to Living Classrooms Foundation and attending United Negro College Fund Sports Ball in Washington, D.C. ... Full name is Alvin Guy Porter.

* — Porter did not earn an accrued year of experience toward NFL free agency in 2003 because he was not on an NFL 53-player roster, a Reserve/Injured list, a Reserve/Physically Unable to Perform list or a Reserve/Non-Football Injury/Europe League list for the required minimum of six games. He is again designated a third-year player in 2004.

ALVIN PORTER'S STATISTICS

YEAR	TEAM	G-S	Defense							Interceptions					Scoring				
			ST	AT	TT	SKS-YDS	PBU	FF	FR-YDS	NO	YDS	AVG	LG	TD	TD	IntRt	FRRT	S	PTS
2001	Baltimore	16-0	8	0	8	0-0	1	0	0-0	1	-3	-3.0	-3	0	—	—	—	—	—
2002	Baltimore	16-5	36	5	41	0-0	3	0	0-0	0	0	—	—	0	—	—	—	—	—
2003	Baltimore	1-0	0	0	0	0-0	0	0	0-0	0	0	—	—	0	—	—	—	—	—
CAREER		33-5	44	5	49	0-0	4	0	0-0	1	-3	-3.0	-3	0	—	—	—	—	—

		Special Teams								Kickoff Returns						Punt Returns					
YEAR	TEAM	ST	AT	TT	FF	FR- YDS	BP	BFG	BXP	NO	YDS	AVG	FC	LG	TD	NO	YDS	AVG	FC	LG	TD
2001	Baltimore	11	3	14	1	0-0	0	0	0	—	—	—	—	—	—	—	—	—	—	—	—
2002	Baltimore	6	3	9	0	0-0	0	0	0	—	—	—	—	—	—	—	—	—	—	—	—
CAREER		17	6	23	1	0-0	0	0	0	—	—	—	—	—	—	—	—	—	—	—	—

— POSTSEASON —

YEAR	TEAM	G-S	Defense							Interceptions					Scoring				
			ST	AT	TT	SKS-YDS	PBU	FF	FR-YDS	NO	YDS	AVG	LG	TD	TD	IntRt	FRRT	S	PTS
2001	Baltimore	2-0	0	0	0	0-0	0	0	0-0	—	—	—	—	—	—	—	—	—	—
CAREER		2-0	0	0	0	0-0	0	0	0-0	—	—	—	—	—	—	—	—	—	—

		Special Teams							Kickoff Returns						Punt Returns						
		FR-																			
YEAR	TEAM	ST	AT	TT	FF	YDS	BP	BFG	BXP	NO	YDS	AVG	FC	LG	TD	NO	YDS	AVG	FC	LG	TD
2001	Baltimore	4	2	6	1	0-0	0	0	0	—	—	—	—	—	—	—	—	—	—	—	—
CAREER		4	2	6	1	0-0	0	0	0	—	—	—	—	—	—	—	—	—	—	—	—

BENGALS DOUBLE-DIGIT CLUB

Through 2003, 21 players shared the distinction of having played 10 or more seasons for the Bengals:

Player, Pos.	Years	Seasons	Player, Pos.	Years	Seasons
Ken Anderson, QB	16	1971-86	Glenn Cameron, LB	11	1975-85
Ken Riley, CB	15	1969-83	Rodney Holman, TE	11	1982-92
Reggie Williams, LB	14	1976-89	Lee Johnson, P-K	11	1988-98
Jim Breech, K	13	1980-92	Max Montoya, G-OT	11	1979-89
Anthony Munoz, OT	13	1980-92	Rich Braham, G-C	10	1994-2003
Joe Walter, OT	13	1985-97	Louis Breeden, CB	10	1978-87
Isaac Curtis, WR	12	1973-84	Boomer Esiason, QB	10	1984-92, 97
Bob Johnson, C	12	1968-79	Dave Lapham, G	10	1974-83
Bruce Kozerski, OL	12	1984-95	Pat McNally, P-WR	10	1976-85
Tim Krumrie, NT	12	1983-94	Bob Trumpy, TE-WR	10	1968-77
Jim LeClair, LB	12	1972-83			



Ht: 6-2 Wt: 285
College: Louisville
6th year in NFL

2003 Games-Starts: 16-3; Career Games-Starts: 60-7
Acquired: UFA (Wash.) '03
Born: 1-4-74

Powell joined Bengals in 2003 as unrestricted free agent signee, and played in every game with three starts ... Previously played under Bengals head coach Marvin Lewis when Lewis was defensive coordinator in Baltimore and assistant head coach/defensive coordinator in Washington.

2003 PARTICIPATION: Signed with Bengals on March 2 as unrestricted free agent from Washington ... Played in all 16 games, with starts at LDE in Games 1 and 3-4.

2003 HIGHLIGHTS: Had 31 tackles (15 solo) for Bengals, with 1 pass defended, 1 forced fumble, 1 fumble recovery and 0.5 sack ... Made Bengals debut with start at LDE Sept. 7 vs. Denver, and deflected a Jake Plummer pass, leading to INT by LB Brian Simmons ... Made a key play in Oct. 19 win vs. Baltimore, teaming with SS Rogers Beckett to sack Kyle Boller in first quarter, and while making the tackle, Powell forced and recovered a fumble at Ravens' 15, setting up quick TD drive for 14-7 Bengals lead ... Also vs. Baltimore, had personal season best of 6 tackles (later tied) ... Tied Justin Smith with line lead of 4 tackles (2 solo) in win Nov. 16 vs. previously unbeaten Kansas City ... Had 2 tackles (both solo) Dec. 7 at Baltimore, including 1 vs. Jamal Lewis for 3-yard loss ... Tied his season tackles high on Dec. 28 vs. Cleveland with 6 (4 solo).

PREVIOUS SEASONS: 1997—Drafted by Indianapolis in fifth round (156th overall) ... Played in 11 games, tying for team lead in special teams tackles (14) and posting 8 tackles on defense ... Had 3 special teams tackles and 2 tackles on defense Oct. 26 at San Diego and on Dec. 14 vs. Miami. **1998**—Spent preseason with Indianapolis, but was placed Aug. 31 on Injured Reserve and was waived Oct. 13 with injury settlement ... Did not play in

NFL during regular season. **1999**—Selected Feb. 23 by Rhein Fire in NFL Europe Draft ... Played in NFL Europe but did not play in NFL. **2000**—Played for Barcelona in NFLFL, then signed with Baltimore as free agent July 21 ... Played in two games, Oct. 1 at Cleveland and Oct. 29 vs. Pittsburgh ... Credited with 1 tackle on defense and 1 special teams tackle ... Released by Ravens Nov. 13. **2001**—Signed as free agent with Chicago March 5 ... Played in all 16 games as a reserve DE and DT, compiling 15 tackles ... Had 3 tackles Sept. 23 vs. Minnesota ... Had 4 tackles Dec. 12 vs. Detroit ... Had 2 tackles in Bears' Dec. 23 win over Washington. **2002**—Granted unrestricted free agency March 1 when his contract with Chicago expired ... Signed March 28 by Washington ... Played every game for Redskins except Nov. 10 at Jacksonville (inactive) ... Made four starts ... Posted career highs in tackles (32), solo tackles (19) and sacks (3) ... Had 3 tackles Sept. 22 at S.F., including first career sack, a 9-yarder against Jeff Garcia ... Had 3 tackles Nov. 28 at Dallas, including 3-yard sack of Chad Hutchinson ... Posted career-high 8 tackles in start Dec. 8 vs. N.Y. Giants ... Tied for team lead with 7 tackles Dec. 15 at Philadelphia ... Had 3 solo tackles Dec. 29 vs. Dallas, including 5-yard sack of Chad Hutchinson.

COLLEGE: Played two seasons (1995-96) as a starting DE for Louisville after transferring from Grand Rapids (Mich.) Community College ... As a Louisville senior in 1996, had a team-high 11 sacks among his 85 tackles ... Had 44 tackles with 6 sacks as a junior ... As a sophomore at Grand Rapids, had 111 tackles, 3 INTs and 7 sacks.

PERSONAL: Hometown is Detroit, Mich. ... Attended Northern High School ... Majored in sports administration at Louisville ... Full name is Carl Demetris Powell.

CARL POWELL'S STATISTICS

YEAR	TEAM	G-S	Defense						Interceptions					Scoring			
			ST	AT	TT	SKS-YDS	PBU	FF	FR-YDS	NO	YDS	AVG	LG	TD	TD	Int	PTS
1997	Indianapolis	11-0	2	6	8	0-0	0	0	0-0	—	—	—	—	—	—	—	—
1998	Indianapolis	0-0	—	—	—	DID NOT PLAY*	—	—	—	—	—	—	—	—	—	—	—
1999	—	—	—	—	—	DID NOT PLAY*	—	—	—	—	—	—	—	—	—	—	—
2000	Baltimore	2-0	0	1	1	0-0	0	0	0-0	—	—	—	—	—	—	—	—
2001	Chicago	16-0	7	8	15	0-0	0	0	0-0	—	—	—	—	—	—	—	—
2002	Washington	15-4	19	13	32	3-17	1	0	0-0	—	—	—	—	—	—	—	—
2003	Cincinnati	16-3	15	16	31	0.5-2.5	1	1	1-0	—	—	—	—	—	—	—	—
IND. TOTALS		11-0	2	6	8	0-0	0	0	0-0	—	—	—	—	—	—	—	—
BALT. TOTALS		2-0	0	1	1	0-0	0	0	0-0	—	—	—	—	—	—	—	—
CHI. TOTALS		16-0	7	8	15	0-0	0	0	0-0	—	—	—	—	—	—	—	—
WASH. TOTALS		15-4	19	13	32	3-17	1	0	0-0	—	—	—	—	—	—	—	—
CIN. TOTALS		16-3	15	16	31	0.5-2.5	1	1	1-0	—	—	—	—	—	—	—	—
CAREER		60-7	43	44	87	3.5-19.5	2	1	1-0	—	—	—	—	—	—	—	—

		Special Teams								Kickoff Returns						Punt Returns					
YEAR	TEAM	ST	AT	TT	FF	FR-YDS	BP	BFG	BXP	NO	YDS	AVG	FC	LG	TD	NO	YDS	AVG	FC	LG	TD
1997	Indianapolis	7	7	14	0	0-0	0	0	0	0	0	—	0	—	0	—	—	—	—	—	—
2000	Baltimore	1	0	1	0	0-0	0	0	0	0	0	—	0	—	0	—	—	—	—	—	—
2001	Chicago	0	0	0	0	0-0	0	0	0	1	1	1.0	1	1	0	—	—	—	—	—	—
2003	Cincinnati	0	0	0	0	0-0	0	0	0	2	33	16.5	0	20	0	—	—	—	—	—	—
CAREER		8	7	15	0	0-0	0	0	0	3	34	11.3	1	20	0	—	—	—	—	—	—

POWELL'S 2003 GAME-BY-GAME DEFENSIVE STATISTICS

DATE	OPPONENT	ST	AT	TT	SKS-YDS	INT-YDS	PBU	FF	FR-YDS
9-7	DENVER	2	1	3	0-0	0-0	1	0	0-0
9-14	at Oakland	1	0	1	0-0	0-0	0	0	0-0
9-21	PITTSBURGH	0	2	2	0-0	0-0	0	0	0-0
9-28	at Cleveland	0	1	1	0-0	0-0	0	0	0-0
10-5	at Buffalo	0	0	0	0-0	0-0	0	0	0-0
10-12	—BYE—								
10-19	BALTIMORE	3	3	6	0.5-2.5	0-0	0	1	1-0
10-26	SEATTLE	0	2	2	0-0	0-0	0	0	0-0
11-2	at Arizona	0	1	1	0-0	0-0	0	0	0-0
11-9	HOUSTON	0	0	0	0-0	0-0	0	0	0-0
11-16	KANSAS CITY	2	2	4	0-0	0-0	0	0	0-0
11-23	at San Diego	0	1	1	0-0	0-0	0	0	0-0
11-30	at Pittsburgh	0	0	0	0-0	0-0	0	0	0-0
12-7	at Baltimore	2	0	2	0-0	0-0	0	0	0-0
12-14	SAN FRANCISCO	0	0	0	0-0	0-0	0	0	0-0
12-21	at St. Louis	1	1	2	0-0	0-0	0	0	0-0
12-28	CLEVELAND	4	2	6	0-0	0-0	0	0	0-0
TOTALS		15	16	31	0.5-2.5	0-0	1	1	1-0

POSTSEASON

			Defense							Interceptions					Scoring				
YEAR	TEAM	G-S	ST	AT	TT	SKS-YDS	PBU	FF	FR-YDS	NO	YDS	AVG	LG	TD	TD	IntRt	FRRt	S	PTS
2001	Chicago	1-0	1	0	1	0-0	0	0	0-0	—	—	—	—	—	—	—	—	—	—
CAREER		1-0	1	0	1	0-0	0	0	0-0	—	—	—	—	—	—	—	—	—	—

		Special Teams								Kickoff Returns						Punt Returns					
		FR-																			
YEAR	TEAM	ST	AT	TT	FF	YDS	BP	BFG	BXP	NO	YDS	AVG	FC	LG	TD	NO	YDS	AVG	FC	LG	TD
2001	Chicago	1	0	1	0	0-0	0	0	0	—	—	—	—	—	—	—	—	—	—	—	—
CAREER		1	0	1	0	0-0	0	0	0	—	—	—	—	—	—	—	—	—	—	—	—

*NOTE: Powell was on the Reserve/Injured list for six games with Indianapolis in 1998. He was not with an NFL team in 1999.

P



KYLE RICHARDSON

Ht: 6-2 Wt: 210

College: Arkansas State

7th year in NFL

2003 Games-Starts: 11-0; Career Games-Starts: 96-0

Acquired: FA '03

Born: 3-2-73



10

One of the top punters in NFL history in pinning opponents inside their 20-yard line, Richardson punted in the last 11 games for Bengals in 2003 after signing as a free agent ... Served as holder for placekicks in addition to handling punting ... Averaged 40.0 yards on 49 punts with 9 inside-20 kicks and 5 touchbacks ... Improved to plus-111 his outstanding career differential on inside-20 kicks (160) against touchbacks (49) ... Set NFL record for inside-20 punts with 39 for Baltimore in 1999, and he led the league a second consecutive year with 35 inside-20s in 2000, helping Ravens to a 12-4 season and an eventual

Super Bowl championship ... Originally a walk-on player in college ... Needs 6 punts to reach 500 for his career.

2003 PARTICIPATION: Signed on May 12 with Philadelphia as unrestricted free agent from Minnesota ... Released by Eagles on Aug. 24 after losing roster battle against first-year player Dirk Johnson ... Signed with Bengals as free agent on Oct. 7 ... Played in Games 6-16 for Bengals.

2003 HIGHLIGHTS: Richardson's signing led to improved Bengals punting numbers, as his 11-game aver-

ages of 40.0 gross yards and 33.5 net yards beat the team's figures of 38.7 gross and 30.0 net for the first five games ... Made his Bengals debut Oct. 19 vs. Baltimore, averaging 45.8 yards on 5 punts (net 37.2), and logging 1 inside-20 punt with no touchbacks ... Had a 58-yard punt in the Baltimore game, longest Bengals punt of the season ... Had 2 inside-20 punts in victory Nov. 16 vs. previously unbeaten Kansas City, pinning Chiefs at their 17-yard line in third quarter, and at their 8-yard line in fourth quarter ... Averaged 45.7 yards on 3 punts, with 1 inside-20 kick and no touchbacks on Nov. 23 at San Diego ... Closed season Dec. 28 vs. Cleveland with 42.4-yard average on 5 punts, with 1 inside-20 (to Browns' 4) and no touchbacks ... In preseason for Philadelphia, averaged 42.5 yards on 12 punts with 3 inside-20s and 2 touchbacks

PREVIOUS SEASONS: 1996—Punted for Rhein Fire in World League, finishing second in league with 44.2-yard average ... Did not sign with an NFL team. **1997**—Saw his first NFL action, playing in five games with Miami and Seattle, but did not earn an accrued year of experience toward NFL free agency ... Signed as free agent with Miami on Sept. 3 ... Made NFL debut for Dolphins on Sept. 7 vs. Tennessee, averaging 45.7 yards on 3 kicks ... Waived Sept. 8, and re-signed by Dolphins on Sept. 18 to replace injured P John Kidd ... Released Oct. 7 by Dolphins after playing in two more games ... Signed on Nov. 14 by Seattle and played in two games ... Released by Seahawks on Nov. 25. **1998**—Signed March 25 by Baltimore, beginning a four-season stint as Ravens punter ... Won roster battle with veteran Greg Montgomery in training camp ... Averaged a career-high 43.9 yards during the '98 campaign and finished fourth in NFL in net average (38.3) ... Had plus-18 differential on inside-20 kicks (25) as compared to touchbacks (7), with 2 blocked kicks ... Made Ravens debut Sept. 6 vs. Pittsburgh with 47.8-yard punting avg. ... Averaged 47.7 yards on 6 kicks Oct. 18 at Pittsburgh, dropping 3 inside-20 ... Had career-long 67-yard punt in first quarter of victory Dec. 27 vs. Detroit, pinning Lions deep in their territory and helping lead to a safety by Ravens. **1999**—Set an NFL record with 39 inside-20 punts as Ravens posted their first non-losing season with an 8-8 record ... Put 4 punts inside-20 in six different games ... Averaged 42.3 yards on a career-high 103 punts and had a 35.5-yard net ... Had 4 inside-20 punts Sept. 26 vs. Cleveland in Ravens' first win of the season, including a fourth-quarter kick that was downed at Browns' 1 ... Averaged 45.4 yards on 7 punts in 31-24 victory Dec. 12 at Pittsburgh, with kicks of 49, 48 and 56 yards from his end zone ... Broke the NFL record for inside-20 punts in Game 14, Dec. 19 vs. New Orleans, logging 3 to move to 37 on the season, breaking record of 35 that had been shared since 1994 by Mark Royals of Pittsburgh and Rich Camarillo of Houston. **2000**—Led the NFL in inside-20 punts for the second consecutive year, dropping 35 in the regular season as Ravens posted a 12-4 record, setting stage for their run to victory in Super Bowl XXXV (see following postseason details) ... Dropped 3 of 7 punts inside-20 in 39-36 win Sept. 10 vs. Jacksonville, marking his 33rd game in 34 with the Ravens with at least 1 inside-20 kick ... Keyed a 24-23 win Nov. 14 at Tennessee with 4 inside-20 kicks, forcing Titans to

start their last four drives from their 10, 14, 9 and 18-yard lines ... Placed all 3 of his punts inside-20 in Ravens' playoff-clinching 24-3 win Dec. 10 at San Diego. **2001**—In his last season with Baltimore, Richardson led the AFC and ranked third in NFL with 29 inside-20 punts, helping Ravens to 10-6 record and a playoff berth ... Had a 65-yard punt, second-longest in regular season of his career, while averaging 48.4 yards on 8 punts Sept. 30 at Denver ... Had a career-high 5 punts inside-20 on Dec. 23 vs. Bengals, helping Ravens post 16-0 shutout win ... In two postseason games, punted 12 times for 40.1 average with 1 inside-20 kick and 1 touchback. **2002**—Signed April 21 with Minnesota as an unrestricted free agent ... Punted in every game for Vikings, playing 16 games for the fifth consecutive NFL season ... Averaged 39.9 yards with 35.3 net on 62 punts for Vikings ... Posted a plus-15 differential on inside-20 kicks (21) compared to touchbacks (6) ... Had 10 punts of 50 or more yards ... Had a pair of 50-plus punts and 43.0 avg. on 6 kicks Sept. 22 vs. Carolina ... Had season-long punt of 59 yards Sept. 29 at Seattle ... Contributed to Oct. 13 victory vs. Detroit with 46.8-yard avg. on 5 punts, including 3 over 50 yards and 1 inside-20 ... Suffered a blocked punt Oct. 27 vs. Chicago, but contributed to win with 3 inside-20 kicks ... Landed 3 of his 6 punts inside-20 in Vikings' victory Nov. 17 vs. Green Bay.

GRABBING THE RING: During Baltimore's 4-0 postseason run to the 2000 NFL Championship, Richardson had inside-20 punts on 42.4 percent of his kicks (14 of 33), with only 3 touchbacks ... Averaged 39.9 yards with a 33.9-yard net ... In 21-3 Wild Card win on Dec. 31 vs. Denver, he helped the defense allow Broncos to cross midfield only once, dropping 4 of 10 punts inside-20 and launching a 66-yarder ... Suffered 2 blocked punts in Divisional Playoff victory Jan. 7 at Tennessee, but had 2 inside-20 while averaging 36.8 yards on 6 kicks ... Had 7 punts for a 40.6 average with 4 inside-20 kicks in 16-3 AFC Championship victory at Oakland ... Punted 10 times for a 43.0-yard average in Super Bowl XXXV victory over N.Y. Giants, dropping 4 inside-20 with a long of 53 yards.

COLLEGE: Walked on at Arkansas State, and left in 1995 after a four-season career with the most punts (274) and punting yards (10,917) in school history ... His 39.8-yard average was third in ASU annals ... Had a 75-yard punt as a junior in 1994 vs. SW Louisiana ... Earned All-Big West honors as a senior in 1995.

PERSONAL: Hometown is Farmington, Mo. ... Won team MVP honors in football, basketball and track at Farmington High School ... Played DB and WR in high school football in addition to handling all kicking duties ... His No. 9 football jersey was retired in 2001 by Farmington High School ... Holds a Bachelor of Fine Arts degree from Arkansas State in graphic design and advertising ... Has been active in the fight against Lou Gehrig's Disease, making donations for each inside-20 punt ... Worked with the Grant-A-Wish Foundation in Baltimore and made regular visits to Johns Hopkins Children's House ... Full name is Kyle Davis Richardson.

KYLE RICHARDSON'S STATISTICS

YEAR	TEAM	G-S	Punting								Special Teams							
			NO	YDS	AVG	NET	TB	IN-20	LG	BLK	ST	AT	TT	FF	FR-YDS	BP	BFG	BXP
1997	Miami	3-0	11	480	43.6	33.1	2	0	54	0	0	0	0	0	0-0	0	0	0
	Seattle	2-0	8	324	40.5	23.8	1	2	52	2	1	0	1	0	0-0	0	0	0
1998	Baltimore	16-0	90	3948	43.9	38.3	7	25	67	2	1	0	1	0	0-0	0	0	0
1999	Baltimore	16-0	103	4355	42.3	35.5	10	39	63	1	1	0	1	0	0-0	0	0	0
2000	Baltimore	16-0	86	3457	40.2	33.9	8	35	55	0	2	0	2	0	0-0	0	0	0
2001	Baltimore	16-0	85	3309	38.9	33.6	10	29	65	2	0	0	0	0	0-0	0	0	0
2002	Minnesota	16-0	62	2474	39.9	35.3	6	21	59	1	1	0	1	0	0-0	0	0	0
2003	Cincinnati	11-0	49	1961	40.0	33.5	5	9	58	0	0	0	0	0	0-0	0	0	0
MIA. TOTALS			3-0	11	480	43.6	33.1	2	0	54	0	0	0	0	0-0	0	0	0
SEA. TOTALS			2-0	8	324	40.5	23.8	1	2	52	2	1	0	1	0	0-0	0	0
BALT. TOTALS			64-0	364	15,069	41.4	35.4	35	128	67	5	4	0	4	0	0-0	0	0
MINN. TOTALS			16-0	62	2474	39.9	35.3	6	21	59	1	1	0	1	0	0-0	0	0
CIN. TOTALS			11-0	49	1961	40.0	33.5	5	9	58	0	0	0	0	0-0	0	0	0
CAREER			96-0	494	20,308	41.1	34.9	49	160	67	8	6	0	6	0	0-0	0	0

MISCELLANEOUS STATISTICS: 1 pass attempt/1 completion for minus-11 yards in 2001 (for Balt.); 1 rushing attempt for 0 yards in each of four seasons: 1997 (for Sea.), 1998 (for Balt.), 2001 (for Balt.) and 2002 (for Minn.).

RICHARDSON'S SINGLE-GAME HIGHS

PUNTING — Most Punts: 10 (twice); most recently vs NYJ 12-24-00 (for Balt.); **Most Punting Yards:** 491 at Jax. 9-20-98 (10 punts) (for Balt.); **Long Punt:** 67 vs. Det. 12-27-98 (for Balt.); **Most Inside-20 Punts:** 5 vs. Cin. 12-23-01 (for Balt.); **Blocked Punts:** 1 (8 times); most recently vs. Chi. 10-27-02 (for Minn.).

RICHARDSON'S 2003 GAME-BY-GAME PUNTING

DATE	OPPONENT	NO	YDS	AVG	NET	TB	IN-20	LG	BLK
9-7	DENVER				NOT WITH AN NFL TEAM				
9-14	at Oakland				NOT WITH AN NFL TEAM				
9-21	PITTSBURGH				NOT WITH AN NFL TEAM				
9-28	at Cleveland				NOT WITH AN NFL TEAM				
10-5	at Buffalo				NOT WITH AN NFL TEAM				
10-12	—BYE—								
10-19	BALTIMORE	5	229	45.8	37.2	0	1	58	0
10-26	SEATTLE	6	226	37.7	32.3	1	1	49	0
11-2	at Arizona	6	263	43.8	37.2	1	0	54	0
11-9	HOUSTON	2	78	39.0	37.5	0	0	40	0
11-16	KANSAS CITY	6	225	37.5	27.0	0	2	45	0
11-23	at San Diego	3	137	45.7	35.7	0	1	47	0
11-30	at Pittsburgh	4	123	30.8	25.8	1	1	41	0
12-7	at Baltimore	6	209	34.8	32.7	0	2	41	0
12-14	SAN FRANCISCO	2	87	43.5	39.0	0	0	44	0
12-21	at St. Louis	4	172	43.0	29.0	2	0	53	0
12-28	CLEVELAND	5	212	42.4	40.2	0	1	54	0
TOTALS		49	1961	40.0	33.5	5	9	58	0

POSTSEASON

YEAR	TEAM	G-S	Punting								Special Teams							
			NO	YDS	AVG	NET	TB	IN-20	LG	BLK	ST	AT	TT	FF	FR-YDS	BP	BFG	BXP
2000	Baltimore	4-0	33	1318	39.9	33.9	3	14	66	2	0	0	0	0	0-0	0	0	0
2001	Baltimore	2-0	12	481	40.1	32.1	1	1	52	0	1	0	1	0	0-0	0	0	0
CAREER			6-0	45	1799	40.0	33.4	4	15	66	2	1	0	1	0	0-0	0	0

OUTSTANDING OFFENSE

The Bengals amassed a club-record 621 yards net offense in a 52-21 victory over the New York Jets on Dec. 21, 1986. No NFL team has since matched that total in a regulation-time game.

The only higher output since then came in an overtime game in 1990, as Washington produced 676 yards in a 41-38 victory over Detroit. That game lasted 9:50 into the overtime period.



Ht: 5-10 Wt: 197
College: Oregon State
2nd year in NFL

2003 Games-Starts: 12-0; Career Games-Starts: 12-0
Acquired: CFA '03
Born: 4-7-81

Roberts was one of only two 2003 college free agents to make Bengals season-opening roster, and he finished the year as the only rookie CFA on the 53-player squad ... Made crucial takeaway plays in two Bengals wins (Houston and San Francisco) and saw some action as a kickoff returner.

2003 PARTICIPATION: Played in 12 games ... On inactive list for Games 1-2, 6 and 8.

2003 HIGHLIGHTS: Had 17 tackles on defense and 4 tackles on special teams ... Had 1 INT, and averaged 18.3 yards on 7 kickoff returns ... Made two crucial plays to aid Bengals victories, an INT that helped clinch win Nov. 9 vs. Houston and a forced fumble in victory Dec. 14 vs. San Francisco ... On Nov. 9 vs. Houston, intercepted a David Carr pass, deflected by DE Duane Clemons, at Texans' 18-yard line with 2:17 to play, helping clinch 34-27 victory ... Saw his most extensive action of the season on defense Dec. 14 vs. San Francisco as injuries depleted the secondary ... Against 49ers, led team with 13 tackles, including a sack and forced fumble on Jeff Garcia that Kevin Hardy recovered at 49ers' 10-yard line and ran in for a TD giving the Bengals a 14-0 lead in the second

quarter ... Roberts' 12 solo tackles vs. 49ers tied for team's season-high ... Made NFL debut with an 18-yard kickoff return and 1 special teams tackle on Sept. 21 vs. Pittsburgh ... Saw significant action in multiple-CB packages in victory Sept. 28 at Cleveland, contributing 2 tackles (1 solo) and adding 1 special teams tackle ... Had 1 tackle on defense Oct. 5 at Buffalo, and combined with teammate Reggie Myles to down a punt at Bills' 1-yard line in third quarter, taking a toss from Myles at the 1 as Myles' momentum carried him toward end zone.

COLLEGE: Played in 45 games at Oregon State, finishing with 115 career tackles, 5 INTs, 22 passes broken up and 2 forced fumbles ... Started at LCB for 23 of his last 24 games, missing one game with an injury ... His INT vs. Stanford set up the go-ahead TD in a 31-21 win during his senior season.

PERSONAL: Born in Berkeley, Calif., and later lived in Richmond, Calif., where he attended El Cerrito High School ... In prep football, he earned All-Bay Area honors from the *San Francisco Chronicle* on both offense and defense ... Communications major at Oregon State ... Has a twin brother, Claudell Jr.

TERRELL ROBERTS' STATISTICS

YEAR	TEAM	G-S	Defense							Interceptions					Scoring				
			ST	AT	TT	YDS	PBU	FF	FR-YDS	NO	YDS	AVG	LG	TD	TD	INT	FR	S	PTS
2003	Cincinnati	12-0	14	3	17	1-13	1	1	0-0	1	6	6.0	6	0	—	—	—	—	—
CAREER		12-0	14	3	17	1-13	1	1	0-0	1	6	6.0	6	0	—	—	—	—	—

YEAR	TEAM	Special Teams								Kickoff Returns					Punt Returns				
		ST	AT	TT	FF	FR-YDS	BP	BFG	BXP	NO	YDS	AVG	FC	LG	TD	NO	YDS	AVG	FC
2003	Cincinnati	4	0	4	0	0-0	0	0	0	7	128	18.3	0	23	0	—	—	—	—
CAREER		4	0	4	0	0-0	0	0	0	7	128	18.3	0	23	0	—	—	—	—

(continued)

ONE-POSSESSION NFL OVERTIMES

In the 2003 season, the NFL had fewer one-possession overtime games than in '02. Only six of 26 OT games in 2003 (including three playoff games) ended with one possession (23 percent) vs. nine of 25 in '02 (36 percent).

There have been 20 OT playoff games since 1958 and 17 were multiple-possession OTs, including the three OT playoff games last season.

ROBERTS' 2003 GAME-BY-GAME DEFENSIVE STATISTICS

DATE	OPPONENT	ST	AT	TT	SKS-YDS	INT-YDS	PBU	FF	FR-YDS
9-7	DENVER				INACTIVE				
9-14	at Oakland				INACTIVE				
9-21	PITTSBURGH	0	0	0	0-0	0-0	0	0	0-0
9-28	at Cleveland	1	1	2	0-0	0-0	0	0	0-0
10-5	at Buffalo	1	0	1	0-0	0-0	0	0	0-0
10-12	—BYE—								
10-19	BALTIMORE				INACTIVE				
10-26	SEATTLE	0	0	0	0-0	0-0	0	0	0-0
11-2	at Arizona				INACTIVE				
11-9	HOUSTON	0	0	0	0-0	1-6	1	0	0-0
11-16	KANSAS CITY	0	0	0	0-0	0-0	0	0	0-0
11-23	at San Diego	0	0	0	0-0	0-0	0	0	0-0
11-30	at Pittsburgh	0	0	0	0-0	0-0	0	0	0-0
12-7	at Baltimore	0	0	0	0-0	0-0	0	0	0-0
12-14	SAN FRANCISCO	12	1	13	1-13	0-0	0	1	0-0
12-21	at St. Louis	0	1	1	0-0	0-0	0	0	0-0
12-28	CLEVELAND	0	0	0	0-0	0-0	0	0	0-0
TOTALS		14	3	17	1-13	1-6	1	1	0-0

MLB



ADRIAN ROSS



57

Ht: 6-2 Wt: 245
College: Colorado State
7th year in NFL

2003 Games-Starts: 15-12; Career Games-Starts: 90-34
Acquired: CFA '98
Born: 2-19-75

Ross was Bengals' No. 1 strongside LB for the first 15 games in 2003, and was credited with a career-high 12 starts ... But he was sidelined with major knee injury in Game 15 ... Finished ninth on team in tackles (62) and tied for team lead in forced fumbles (2) ... Expected to be cleared for full participation in 2004 training camp ... Versatile LB has experience both outside and inside among his 34 career Bengals starts ... Originally a walk-on at Colorado State, Ross is entering his seventh NFL season after joining the NFL as an undrafted free agent.

2003 PARTICIPATION: Played 15 games with 12 starts ... Did not start Sept. 14 at Oakland, Oct. 5 at Buffalo and Oct. 26 vs. Seattle as Bengals opened with only two LBs in a multiple-DB package ... Suffered torn left knee ligament (ACL) late in fourth quarter in Game 15, Dec. 21 at St. Louis ... Placed Dec. 22 on Injured Reserve list ... Had played in 47 consecutive games before missing the season finale due to knee injury.

2003 HIGHLIGHTS: Had 39 solo tackles among his 62 total ... Had 3 tackles (1 solo) on Oct. 19 vs. Baltimore, and forced a fumble by TE Todd Heap (Ravens retained possession when ball went out of bounds) ... Tied for team lead with 9 tackles (6 solo) on Oct. 26 vs. Seattle ... Tied for second on the team with a season-high 10 tackles (7 solo) on Nov. 2 at Arizona ... Also at Arizona, stripped RB Marcel Shipp four yards deep in the backfield in first quarter, forcing a fumble that Cincinnati's Tony Williams recovered with minus-1 yard return to Cardinals' 41, setting up scoring drive that tied the game at 7-7 ... Had 6 tackles (5 solo) on Nov. 23 at San Diego, leading LBs in solos ... Had 2 tackles (1 solo) on Dec. 7 at Baltimore,

before being sidelined early in the second half with a neck stinger ... Had 5 tackles (4 solo) before suffering a knee injury on Dec. 21 at St. Louis.

PREVIOUS SEASONS: 1998—Signed with Cincinnati on April 21 as rookie free agent ... Played in 14 games with 1 start ... Saw first significant action on defense Nov. 8 at Jacksonville; platooned with Steve Foley as replacement for injured James Francis at LOLB, and had 4 tackles (3 solo) ... With Foley also injured, made first start Nov. 15 at Minnesota, and had 3 tackles ... On Dec. 6 vs. Buffalo, stopped Bills scoring threat by intercepting Doug Flutie pass in 2nd quarter, returning 11 yards to Bengals' 29 ... Also vs. Bills, had 4 solo tackles and deflected a Flutie fourth-quarter pass that John Copeland intercepted at Bills' 24 to set up Bengals TD drive ... Finished season with 14 tackles (12 solo) ... Tied for fifth in special teams tackles with 7 ... On inactive list for Games 3-4. **1999**—Started in Games 1-10 at ROLB in the 3-4 defense ... Played as defensive reserve in 4-3 front in Games 11-16 ... Had season-high 4 tackles (all solo) Sept. 26 at Carolina, and logged first pro sack when he dropped Steve Beuerlein for 7-yard loss ... Forced a fumble on sack of Beuerlein, but Panthers recovered ... Tied for sixth on special teams with 5 tackles. **2000**—Posted career-high 33 tackles despite missing three games with injuries and playing hurt in several other games ... Started Games 5-6 and 13-14 ... Over season's final 15 weeks, shared with rookie Armegis Spearman the role of replacing injured starting MLB Brian Simmons ... Played behind Spearman most of season, but had worked his way into starting MLB job before a hand laceration in Game 14 (Dec. 10 at Tennessee) sidelined him for final two

VETERANS

games ... Ross' other missed game was Nov. 19 at New England, due to ankle sprain ... In Paul Brown Stadium inaugural game, Sept. 10 vs. Cleveland, Ross stopped RB Errict Rhett for 1-yard gain on fourth-and-2 play from Cincinnati 3 on game's opening possession ... Finished second on team with 7 tackles (all solo) in Oct. 8 start vs. Tennessee ... On Nov. 26 vs. Pittsburgh, tied for team lead with 6 tackles (all solo) while playing in reserve role ... Performance vs. Pittsburgh included a 6-yard sack against Kordell Stewart to Bengals' 26 late in second quarter, helping force Steelers to settle for FG attempt. **2001**—Played in every game, finishing second on team in special teams tackles (18) ... Had one start, Oct. 14 vs. Cleveland, subbing for RLB Takeo Spikes, who missed game due to his father's death ... Led team in a 24-14 victory over Browns with 8 tackles (5 solo) ... Had a big play in Bengals' season-opening win Sept. 9 vs. New England, dropping Drew Bledsoe for 6-yard sack to Cincinnati 46 late in first half ... Sidelined in first half Oct. 7 at Pittsburgh with a quad strain, but returned to fill in for Spikes as the starting RLB Oct. 14 vs. Cleveland ... Led team with 3 special teams stops Dec. 2 against Tampa Bay, and led with 4 on Dec. 16 at N.Y. Jets ... Led team with 3 special teams tackles in season-ending victory Jan. 6 at Tennessee. **2002**—Played in every Bengals game for the second straight season ... Started at LLB in Games 2-5 and 7 ... Started at MLB in Game 6, replacing injured Brian Simmons ... Had 28 tackles (19 solo), and tied for sixth on team in special

teams tackles (10) ... Made his first start of the season at LLB Sept. 15 at Cleveland and finished with 3 tackles ... Had his season high of 9 tackles (8 solo) in start at LLB Sept. 22 at Atlanta ... Had 6 tackles in start at MLB Oct. 13 vs. Pittsburgh.

COLLEGE: Joined Colorado State program as a walk-on in 1993, and departed with a No. 5 ranking on school's all-time sacks list (18.0) ... Started his last 25 games as a DE, including 1997 Holiday Bowl, and was named All-WAC Pacific Division as a junior and senior ... Had 3.5 sacks and 15 tackles-for-loss as a senior, and 9.5 sacks and 12 tackles-for-loss as a junior.

PERSONAL: Hometown is Elk Grove, Calif. ... Earned letters in football, track and basketball at Elk Grove High School, and made scholastic honors list four straight years ... Offseason residence is Sacramento, Calif. ... Has B.S. degree in animal science from Colorado State ... Member of Phi Beta Sigma fraternity ... Enjoys speaking with elementary and junior high students about the value of education ... Hobbies include boating, video games and cooking ... Single ... Sponsors charitable work, including a benefit basketball game in Sacramento, under the auspices of his "Foundation of the Madbacker" ... Full name is Adrian Lamont Ross ... Younger sister, Chaniqua Ross, was 2002 national discus champion at UCLA and is a two-time Pac-10 champ.

ADRIAN ROSS' STATISTICS

		Defense								Interceptions					Scoring				
YEAR	TEAM	G-S	ST	AT	TT	SKS-YDS	PBU	FF	FR-YDS	NO	YDS	AVG	LG	TD	TD	IntRt	FRRT	S	PTS
1998	Cincinnati	14-1	12	2	14	0-0	4	0	0-0	1	11	11.0	11	0	—	—	—	—	—
1999	Cincinnati	16-10	15	3	18	1-7	1	1	0-0	0	0	—	—	0	—	—	—	—	—
2000	Cincinnati	13-4	31	2	33	1-6	3	0	0-0	0	0	—	—	0	—	—	—	—	—
2001	Cincinnati	16-1	11	5	16	1-6	0	0	0-0	0	0	—	—	0	—	—	—	—	—
2002	Cincinnati	16-6	19	9	28	0-0	0	0	0-0	0	0	—	—	0	—	—	—	—	—
2003	Cincinnati	15-12	39	23	62	0-0	0	2	0-0	0	0	—	—	0	—	—	—	—	—
CAREER		90-34	127	44	171	3-19	8	3	0-0	1	11	11.0	11	0	—	—	—	—	—

		Special Teams								Kickoff Returns					Punt Returns				
YEAR	TEAM	ST	AT	TT	FF	FR-YDS	BP	BFG	BXP	NO	YDS	AVG	FC	LG	TD	NO	YDS	AVG	FC
1998	Cincinnati	7	0	7	0	0-0	0	0	0	—	—	—	—	—	—	—	—	—	—
1999	Cincinnati	4	1	5	0	0-0	0	0	0	—	—	—	—	—	—	—	—	—	—
2000	Cincinnati	5	0	5	0	0-0	0	0	0	—	—	—	—	—	—	—	—	—	—
2001	Cincinnati	18	0	18	0	0-0	0	0	0	—	—	—	—	—	—	—	—	—	—
2002	Cincinnati	10	0	10	0	0-0	0	0	0	—	—	—	—	—	—	—	—	—	—
2003	Cincinnati	2	2	4	0	0-0	0	0	0	—	—	—	—	—	—	—	—	—	—
CAREER		46	3	49	0	0-0	0	0	0	—	—	—	—	—	—	—	—	—	—

IN CONTROL

The Bengals' 41:15 possession time in their 34-27 win over Houston last Nov. 9 at Paul Brown Stadium was the club's highest in a span of 226 games, since a posting of 41:21 in a 35-21 victory over an 11-1 Buffalo team at Riverfront Stadium on Nov. 27, 1988.

— ROSS' 2003 GAME-BY-GAME DEFENSIVE STATISTICS —

DATE	OPPONENT	ST	AT	TT	SKS-YDS	INT-YDS	PBU	FF	FR-YDS
9-7	DENVER	3	2	5	0-0	0-0	0	0	0-0
9-14	at Oakland	1	3	4	0-0	0-0	0	0	0-0
9-21	PITTSBURGH	2	3	5	0-0	0-0	0	0	0-0
9-28	at Cleveland	3	0	3	0-0	0-0	0	0	0-0
10-5	at Buffalo	4	1	5	0-0	0-0	0	0	0-0
10-12	—BYE—								
10-19	BALTIMORE	1	2	3	0-0	0-0	0	1	0-0
10-26	SEATTLE	6	3	9	0-0	0-0	0	0	0-0
11-2	at Arizona	7	3	10	0-0	0-0	0	1	0-0
11-9	HOUSTON	0	1	1	0-0	0-0	0	0	0-0
11-16	KANSAS CITY	0	1	1	0-0	0-0	0	0	0-0
11-23	at San Diego	5	1	6	0-0	0-0	0	0	0-0
11-30	at Pittsburgh	1	1	2	0-0	0-0	0	0	0-0
12-7	at Baltimore	1	1	2	0-0	0-0	0	0	0-0
12-14	SAN FRANCISCO	1	0	1	0-0	0-0	0	0	0-0
12-21	at St. Louis	4	1	5	0-0	0-0	0	0	0-0
12-28	CLEVELAND				RESERVE / INJURED				
TOTALS		39	23	62	0-0	0-0	0	2	0-0

LS-TE



BRAD ST. LOUIS



48

Ht: 6-3 Wt: 247

College: Southwest Missouri State

5th year in NFL

2003 Games-Starts: 16-0; Career Games-Starts: 59-0

Acquired: D7 '00 (210th overall)

Born: 8-19-76

St. Louis has played the last four seasons as Bengals primary long snapper ... Has played every game since 2000, with the exception of the last five games of '01, when he was sidelined by a groin muscle tear ... Has had no unplayable snaps the last two seasons on punts or placekicks ... Works with the tight ends, but has not seen action at TE since brief appearance in 2001 ... Was the first drafted long-snapping specialist in Bengals history as a seventh-rounder in 2000.

2003 RECAP: Played in all 16 games for third time in his four NFL seasons ... Had no snaps which could not be fielded in 142 tries (65 placekicks; 77 punts) ... Had 7 special teams tackles, ranking eighth on the team ... Led special teams with 2 tackles Sept. 21 vs. Pittsburgh, and led again with 2 stops in victory Sept. 28 at Cleveland.

PREVIOUS SEASONS: 2000—Drafted by Bengals in seventh round (210th overall) ... Signed July 20 ... Rated in coaches' reports with no errant snaps on team-record 94 punt snaps and only one errant snap (bounced to holder) on 42 place-kick snaps ... Ranked second on team in total special teams snaps (270), playing on kickoff return and punt return units as well as punt and place-kick squads ... Ranked eighth in special teams tackles (7) in coaches' film review. **2001**—Snapped for punts and field goals for first 11 games, but suffered groin muscle tear in practice Dec. 5 and was placed on Injured Reserve list the next day ... Had 6 special teams tackles, sixth-best on team at the time of his season-ending injury ... He tied for eighth place in final special teams tackle totals ... Suffered an injury to his abdomen in the first half Oct. 14 vs. Cleveland, but remained in the game ... Saw action as TE

in team's goal-line package in fourth quarter on Oct. 28 at Detroit, when Corey Dillon scored on a 1-yard run ... Made 2 special teams stops on Nov. 11 at Jacksonville ... Saw playing time at tight end Dec. 2 vs. Tampa Bay. **2002**—All of his 123 long snaps (73 on punts and 50 on placekicks) were on target to the punter/holder ... Helped K Neil Rackers post an 83.3% accuracy rate on field goals (15-of-18), tied for seventh among all NFL kickers with 15 or more attempts ... St. Louis' 212 total special teams snaps were only four behind team-leader Nicolas Luchey's 216 ... St. Louis' 8 special teams tackles ranked eighth on the team ... Had a special teams tackle in each of the season's last three games.

COLLEGE: Earned three-time All-Gateway Conference honors for Division I-AA Southwest Missouri State ... Finished third on the team with 32 receptions for 371 yards and 4 TDs as a senior ... Closed his career with TD catches of 19 and 5 yards Nov. 20 vs. Indiana State ... Had 26 receptions for 282 yards as a junior, and 30 catches for 349 yards with 3 TDs as a sophomore.

PERSONAL: Hometown is Belton, Mo. ... Born in Waverly, Mo. ... Caught 42 passes for 508 yards and 11 touchdowns over his last two years at Belton High School ... Named his team's Lineman of the Year as a junior ... Won Missouri state championship as a heavyweight prep wrestler, and also competed in track and tennis ... Holds B.S. degree in dietetics from Southwest Missouri State ... Married (wife Michelle) with a son Lance (born 6-4-03) ... Father, Mike, played guard for the B.C. Lions of the Canadian Football League in 1967 and '68 ... Full name is Brad Allen St. Louis.

VETERANS

BRAD ST. LOUIS' STATISTICS

		Special Teams								Kickoff Returns						Punt Returns					
YEAR TEAM	G-S	ST	AT	TT	FF	YDS	BP	BFG	BXP	NO	YDS	AVG	FC	LG	TD	NO	FC	YDS	AVG	LG	TD
2000 Cincinnati	16-0	4	0	4	0	0-0	0	0	0	—	—	—	—	—	—	—	—	—	—	—	—
2001 Cincinnati	11-0	6	0	6	0	0-0	0	0	0	—	—	—	—	—	—	—	—	—	—	—	—
2002 Cincinnati	16-0	8	0	8	0	0-0	0	0	0	—	—	—	—	—	—	—	—	—	—	—	—
2003 Cincinnati	16-0	6	1	7	0	0-0	0	0	0	—	—	—	—	—	—	—	—	—	—	—	—
CAREER	59-0	24	1	25	0	0-0	0	0	0	—	—	—	—	—	—	—	—	—	—	—	—

TE



MATT SCHOBEL



89

Ht: 6-5 Wt: 257

College: TCU

3rd year in NFL

2003 Games-Starts: 15-1; Career Games-Starts: 31-11

Acquired: D3 '02 (67th overall)

Born: 11-4-78

Schobel has led Bengals TEs in receiving the last two seasons ... His 24 catches in '03 ranked fourth on team, and his 332 yards ranked third ... Scored 2 TDs, including game-winning 18-yarder with just 0:13 left Nov. 30 at Pittsburgh ... Had longest TD catch (54) by a Bengals TE since 1994, and most yards in a game (97) by a Bengals TE since '95 ... His 27 catches in '02 were most by a Bengals TE since '97.

2003 PARTICIPATION: Played in 15 games ... Made one start, Nov. 16 vs. Kansas City, as offense opened with 2 TEs ... Did not play Sept. 28 at Cleveland, due to a hamstring pull, and saw limited action due to the injury on Oct. 5 at Buffalo.

2003 HIGHLIGHTS: Average yards per catch of 13.8 was second on team behind WR Chad Johnson ... Had career-high 97 receiving yards, most by a Bengals TE in a span of 125 games, on Sept. 7 vs. Denver ... No Bengals TE had reached 97 since Tony McGee had 109 on 9-24-95 vs. Houston Oilers ... Schobel had 4 catches vs. Denver, tying his career high ... Had 2 receptions for 62 yards in victory Oct. 19 vs. Baltimore, including a 45-yard TD reception to tie game at 7-7 in first quarter ... The 45-yarder vs. Ravens was longest reception by a Bengals TE since Tony McGee's 54 yarder on Dec. 18, 1994 at Arizona ... Schobel's game-winning 18-yard TD catch Nov. 30 at Pittsburgh was his only catch of the game, lifting Bengals from 20-17 deficit to 24-20 lead with 0:13 to play ... In season finale Dec. 28 vs. Cleveland, tied his career catch high (4) for the second time in 2003, while gaining 42 yards.

2002: Drafted by Bengals in third round (67th overall) ... Bengals traded up to 67th spot to select Schobel, sending 73rd pick plus a fifth-round pick to Carolina ... Signed

May 10 ... Played in every game, with 10 starts ... Opened season in No. 2 TE role, but took over No. 1 spot in Game 4 after injury to Sean Brewer ... Schobel's 27 catches (for 212 yards) were most by a Bengals TE since Tony McGee's 34 in '97 ... Schobel's blocking helped Bengals post 10 straight games of 300 or more yards total offense to close the season ... Aided 240-yard rushing output Dec. 22 vs. New Orleans, team's most since 12-3-00 ... Caught first career TD pass, 8-yarder from Jon Kitna, Oct. 27 vs. Tennessee, his only reception of game ... Caught his second TD pass (season-long gain of 20 yards) from Kitna Nov. 24 at Pittsburgh, and totaled 3 catches for 37 yards in the game ... Made NFL debut Sept. 8 vs. San Diego, and had first NFL reception Sept. 22 at Atlanta, for 6 yards.

COLLEGE: Averaged 30 yards per catch on his 5 TD receptions as a TCU senior in 2001, including 67-yarder at Nebraska ... Finished '01 with 21 catches for 332 yards; missed three games with hamstring injury ... Originally signed with Texas A&M, recruited as QB, and redshirted as an Aggie freshman in 1997 ... Sat out '98 season under NCAA transfer rules, and played three seasons (1999-2001) at TCU.

PERSONAL: Hometown and offseason residence is Columbus, Texas ... Earned All-America honors from *SuperPrep* magazine as a QB at Columbus High School ... Passed for 1134 yards and 13 TDs as a prep senior, while also rushing for 1568 yards and 19 TDs ... Psychology major at TCU ... Older brother, Aaron, also played at TCU and is in his fourth season as a DE with Buffalo Bills ... Cousin, Bo Schobel, played DE at TCU and was selected in '04 NFL Draft by Tennessee ... Hobbies include golf, hunting and traveling ... Married (wife Nicole) ... Full name is Matthew Thomas Schobel ... Last name is pronounced "SHO-bull."

MATT SCHOBEL'S STATISTICS

YEAR TEAM	G-S	Receiving						Rushing					Scoring				
		NO	YDS	AVG	LG	TD	ATT	YDS	AVG	LG	TD	TD	TD-R	TD-P	TD-RI	2-PIC	PTS
2002 Cincinnati	16-10	27	212	7.9	20t	2	—	—	—	—	—	2	0	2	0	0	12
2003 Cincinnati	15-1	24	332	13.8	45t	2	—	—	—	—	—	2	0	2	0	0	12
CAREER	31-11	51	544	10.7	45t	4	—	—	—	—	—	4	0	4	0	0	24

— SCHOBEL'S SINGLE-GAME HIGHS —

RECEIVING — Receptions: 4 (4 times); most recently vs. Cle. 12-28-03; **Yards:** 97 vs. Den. 9-7-03; **Long:** 45 vs. Balt. 10-19-03 (TD); **Touchdowns:** 1 (4 times); most recently at Pitt. 11-30-03.

— SCHOBEL'S 2003 GAME-BY-GAME STATISTICS —

DATE	OPPONENT	Receiving					Rushing				
		NO	YDS	AVG	LG	TD	ATT	YDS	AVG	LG	TD
9-7	DENVER	4	97	24.3	40	0	—	—	—	—	—
9-14	at Oakland	1	13	13.0	13	0	—	—	—	—	—
9-21	PITTSBURGH	1	8	8.0	8	0	—	—	—	—	—
9-28	at Cleveland	—	—	INACTIVE	—	—	—	INACTIVE	—	—	—
10-5	at Buffalo	0	0	—	—	0	—	—	—	—	—
10-12	—BYE—	—	—	—	—	—	—	—	—	—	—
10-19	BALTIMORE	2	62	31.0	45t	1	—	—	—	—	—
10-26	SEATTLE	0	0	—	—	0	—	—	—	—	—
11-2	at Arizona	3	23	7.7	9	0	—	—	—	—	—
11-9	HOUSTON	3	27	9.0	11	0	—	—	—	—	—
11-16	KANSAS CITY	1	5	5.0	5	0	—	—	—	—	—
11-23	at San Diego	0	0	—	—	0	—	—	—	—	—
11-30	at Pittsburgh	1	18	18.0	18t	1	—	—	—	—	—
12-7	at Baltimore	2	22	11.0	13	0	—	—	—	—	—
12-14	SAN FRANCISCO	2	15	7.5	9	0	—	—	—	—	—
12-21	at St. Louis	0	0	—	—	0	—	—	—	—	—
12-28	CLEVELAND	4	42	10.5	19	0	—	—	—	—	—
TOTALS		24	332	13.8	45t	2	—	—	—	—	—

DT



GREG SCOTT

Ht: 6-4 **Wt:** 293

College: Hampton

2nd year in NFL*



93

2003 Games-Starts: 0-0; **Career Games-Starts:** 3-0

Acquired: FA '04

Born: 10-2-79

A second-year NFL player with game experience in Washington, Scott looks for his first Bengals action in 2004 after spending '03 on Bengals practice squad ... Played for Redskins in 2002, when Bengals head coach Marvin Lewis was Redskins assistant head coach/defensive coordinator.

2003 RECAP: Opened training camp with Washington ... Played in Redskins' first three preseason games, with 2 tackles ... Waived Aug. 26, and acquired by Bengals Aug. 27 on waiver claim ... Waived by Cincinnati Sept. 1, and signed Sept. 3 to Bengals practice squad ... On practice squad for all 16 regular-season games ... Signed Dec. 29 to Bengals offseason roster.

2002: Drafted by Washington in seventh round (234th overall) ... Made the 53-player roster for start of season and played in three games ... Made NFL debut in Game 9, Nov. 10 at Jacksonville, and had 1 tackle ... Also played

Dec. 8 vs. N.Y. Giants and Dec. 29 vs. Dallas (no statistics) ... On inactive list for the other 13 games.

COLLEGE: Finished career at Hampton with 128 tackles (88 solos), 11.5 sacks for 120 yards, 27 stops behind the line of scrimmage and 13 quarterback pressures ... Started every game at LDE as a junior and senior ... Named All-American and All-Mid Eastern Conference first-team selection by *The NFL Draft Report*.

PERSONAL: Hometown is Courtland, Va. ... Attended Southampton High School, where he earned all-state honors in football (at LB) and all-district honors in basketball ... Majored in communications disorders at Hampton.

*—Scott did not earn an accrued year of experience toward NFL free agency in 2003 because he was not on an NFL 53-player roster, a Reserve/Injured list, a Reserve/Physically Unable to Perform list or a Reserve/Non-Football Injury/Europe League list for the required minimum of six games. He is again designated a second-year player in 2004.

GREG SCOTT'S STATISTICS

YEAR	TEAM	G-S	Defense							Interceptions					Scoring			
			ST	AT	TT	SKS-YDS	PBU	FF	FR-YDS	NO	YDS	AVG	LG	TD	TD	IntRt	FRRI	S PTS
2002	Washington	3-0	0	1	1	0-0	0	0	0-0	—	—	—	—	—	—	—	—	—
2003	Cincinnati	0-0	—	—	—	DID NOT PLAY**	—	—	—	—	—	—	—	—	—	—	—	—
CAREER		3-0	0	1	1	0-0	0	0	0-0	—	—	—	—	—	—	—	—	—

**NOTE: Scott was on the practice squad for 16 games with Cincinnati in 2003.

OLB



BRIAN SIMMONS



56

Ht: 6-3 Wt: 244

College: North Carolina

7th year in NFL

2003 Games-Starts: 16-16; Career Games-Starts: 79-76

Acquired: D1b '98 (17th overall)

Born: 6-21-75

One of the NFL's most athletically gifted linebackers, Simmons played the weak-side position last season after logging his first five Bengals campaigns at MLB ... Led the team in solo tackles (78), and his 117 total tackles ranked second behind MLB Kevin Hardy ... Has finished no worse than second in tackles in every full Bengals season he has played ... In 2003, he was the only player on the defensive stat sheet with an entry in every category, showing 2 interceptions, 1.5 sacks, tied for team-leading 4 fumble recoveries, tied for team-leading 2 forced fumbles, and third-ranked total in passes defended (7) ... Holds Bengals single-season record for most sacks by an inside LB (6.5 in 2001).

2003 PARTICIPATION: Played in every game for the third straight season ... Ranked third on defense in snaps played, logging 999 of the 1038 total (96.2 percent) ... Has started 47 of the last 48 games.

TURNING THE TIDE: Simmons was a key performer in 2003 as the Bengals started their rise to playoff contention by winning back-to-back home games against division leaders Baltimore and Seattle. The wins followed a 1-4 start. Simmons had possibly the biggest momentum-turning play of the season Oct. 19 vs. Baltimore, getting the Bengals' first fumble recovery of 2003 when he wrenched the ball away from QB Kyle Boller at the Ravens' 47 in first quarter. Simmons' recovery kept Baltimore from expanding on a 7-0 lead and opened the way for a 24-point run by Bengals. Simmons tied his season high with 10 tackles (7 solo) in the Baltimore game, including an 8-yard sack. The following week, Oct. 26 vs. Seattle, Simmons was the most active player in the defense's 5-takeaway effort, and he earned AFC Defensive Player of the Week honors. He started his stellar day with a forced fumble and recovery against WR Darrell Jackson at Bengals' 25-yard line in second quarter, stopping a Seattle threat with score tied 7-7. In the fourth quarter, with Bengals protecting their eventual 27-24 victory margin, Simmons intercepted a pass deflected by Oliver Gibson with just under six minutes to play and returned it 1 yard to Bengals' 34. With just under two minutes left in the final period vs. Seahawks, Simmons deflected a pass that Jeff Burris intercepted at the Bengals' 24, ending Seattle's last serious threat.

MORE 2003 HIGHLIGHTS: Simmons' team-leading 78 solo tackles marked his second time to lead the club in solos (led in 1999 with 90) ... In total tackles (117), finished second on the team for the third consecutive year ... Had Bengals' first INT of the season Sept. 7 vs. Denver, picking off a Jake Plummer pass in second quarter and

returning 13 yards to Bengals' 47, setting up a field goal drive ... Finished second on team with 9 tackles (6 solo) in victory Sept. 28 at Cleveland, and also finished second in passes defended (2) ... Led the team with 10 tackles (6 solo) Oct. 5 at Buffalo ... Led the team with 9 tackles (6 solo) on Nov. 9 vs. Houston ... Tied for the team lead with 8 tackles (6 solo) in win Nov. 16 vs. previously unbeaten Kansas City ... Had 9 tackles (5 solo) on Nov. 30 at Pittsburgh, and shared a key sack with MLB Kevin Hardy on QB Charlie Batch late in second quarter, forcing a fumble that teammate John Thornton recovered at Bengals' 12-yard line ... Had 7 tackles (all solo) and 2 fumble recoveries Dec. 14 vs. San Francisco ... In the 49ers game, covered Kevan Barlow fumble at Bengals' 17-yard line to stop a San Francisco threat on the game's first drive, and snagged another Barlow fumble at the Cincinnati 5-yard line in the third quarter.

PREVIOUS SEASONS: 1998—Drafted by Bengals in first round (17th overall) ... Signed July 27 ... Played in first 3 preseason games, but diagnosed before preseason finale with small cartilage tear in left knee ... Underwent arthroscopic surgery Aug. 27 ... Missed preseason finale and Games 1-2 of regular season ... Played as reserve in Games 3-4 and started Games 5-16 ... Finished tied for second on team with 78 tackles, despite having only 4 tackles in the first four games ... Made NFL debut Sept. 20 vs. Green Bay, with 1 solo tackle ... Made first start Oct. 11 vs. Pittsburgh and contributed to 25-20 victory with 6 tackles (5 solo) ... Covered field for 13 tackles (11 solo) on Oct. 25 at Oakland, posting what would be the most total tackles by a Bengal in a game all season ... Had first pro sack Nov. 8 at Jacksonville, dropping Jamie Martin for 3-yard loss in fourth quarter ... On Nov. 22 vs. Baltimore tied for team lead with 9 tackles and forced a fumble by Roosevelt Potts in third quarter, making recovery and returning 22 yards to Baltimore 36 ... Opened second quarter Dec. 6 vs. Buffalo with 4-yard sack on Doug Flutie, and intercepted Flutie pass on next play at the Bills' 21-yard line, returning it 18 yards to the Bills' 3 to set up Bengals' first TD of game. **1999—**Started Games 1-10 at LILB, and moved to MLB for Games 11-16 as defense changed alignment from 3-4 to 4-3 front ... Led the team in total tackles (111) and solos (90) ... Posted the highest tackling numbers of the season by a Bengal on Sept. 19 vs. San Diego, recording career-high 15 total and 13 solo ... Sacked Tim Couch for 11-yard loss in victory Oct. 10 at Cleveland, posting 9 total tackles ... Had his second double-digit tackles game of the season on Oct. 17 vs. Pittsburgh, with 10 total and 7 solo ... Sacked Jon Kitna for 8-yard loss in second quarter Nov. 7 at Seattle, and also had 3 addi-

tional solo tackles ... Helped key victory Dec. 5 vs. San Francisco with 3 tackles-for-loss and overall tackle total of 8 (6 solo) to tie for team lead ... Tied for the team lead in tackles with 5 on Dec. 12 as the Bengals held visiting Cleveland to an opponents' record-low 11 rushing yards on 11 attempts ... Had 8 tackles and 2 passes defended Jan. 2 at Jacksonville, and recovered a James Stewart fumble in the Cincinnati end zone to halt a Jaguars drive in the first quarter. **2000**—Sidelined with torn lateral meniscus cartilage in his right knee on final play of third quarter in season opener Sept. 10 vs. Cleveland ... On weekly inactive list for Games 2-9 ... Underwent arthroscopic surgery Sept. 12 ... Placed on Injured Reserve list Nov. 9 ... Despite playing only three quarters vs. Cleveland, he led team with 9 tackles (7 solo), including 10-yard sack against Tim Couch with a forced fumble (Browns recovered). **2001**—Started every game at MLB ... Led the defense in total snaps, playing 973 of a possible 1013 (96.1%) ... Led the team in tackles-for-loss (8) ... Key player in Bengals' rise to No. 9 rank among NFL defenses ... Had a 56-yard TD run on special teams in victory over Pittsburgh, and made key defensive plays in wins over Baltimore and Detroit ... His career-high total of 6.5 sacks was nearly twice the total any previous Bengals inside linebacker had posted, topping 3.5 mark reached previously by Ron Simpkins (1985) and Carl Zander ('86) ... Ranked second on the team in total tackles (139) and solo tackles (79) ... Tied for team lead with 2 forced fumbles ... Recorded an INT and a sack in victory Sept. 23 vs. Baltimore ... In second quarter vs. Ravens, ended a scoring threat by corralling a tipped pass in the Bengals' end zone and returning it to Bengals' 3-yard line ... Had 12 tackles (8 solo) Oct. 7 at Pittsburgh ... Finished second on the team with 10 tackles (4 solo) in win Oct. 28 at Detroit, including 1.5 sacks of Lions QB Charlie Batch and a forced fumble ... Led team Nov. 11 at Jacksonville with 11 tackles (7 solo) ... Matched his season-high with 12 tackles (9 solo) on Nov. 25 at Cleveland, including a sack, and had a forced fumble ... Had 10 stops (7 solo) Dec. 2 against Tampa Bay, including a 5-yard sack against Brad Johnson in overtime, pushing Bucs out of field goal range ... Jump-started comeback victory Dec. 30 vs. Pittsburgh with a 56-yard TD run on special teams; taking a lateral at Bengals' 44-yard line from Robert Bean, who had scooped up a muffed Steelers' field goal snap, and scored to cut

the Pittsburgh lead to 14-7 ... Also vs. Steelers, recorded 6-yard sack of Kordell Stewart on third down, forcing a punt in the fourth quarter. **2002**—Finished second on team in tackles (130), with 3 sacks ... Played every game and started 15 at MLB, missing only Oct. 13 vs. Pittsburgh, when he saw limited action due to a stinger ... Led the LBs with 5 passes broken up ... Had 51-yard INT return for a touchdown Sept. 29 vs. Tampa Bay, jumping a slant route to pick off Brad Johnson pass and give Bengals 7-0 lead in first quarter ... The TD vs. Bucs was the first of his career on an INT, his second TD overall ... Opened the season with 9 tackles Sept. 8 vs. San Diego, including a sack (0 yards) of Drew Brees ... Led defense with 10 tackles (7 solo) on Sept. 15 at Cleveland ... Led team with 11 tackles (7 solo) in victory Nov. 3 at Houston, including his second sack of the season when he brought down David Carr for an 8-yard loss early in the second quarter, forcing a Houston punt ... Had his season high of 13 tackles (9 solo) on Dec. 8 at Carolina, leading the team.

COLLEGE: Headliner of a North Carolina defense that ranked No. 2 in the nation in 1997 ... Earned first-team All-America honors from *Associated Press*, *Football News* and *Walter Camp Foundation* ... As a senior, had 3 sacks, 1 safety, 17 QB pressures and 13 tackles-for-loss ... As a junior, scored on INT returns of 84 yards vs. Louisville and 57 yards vs. Virginia, joining Bill Maceyko as the only players in UNC history with two returns of 50-plus yards ... Did not play in 1993 redshirt freshman year; missed only one game in four seasons from 1994-97.

PERSONAL: Hometown is New Bern, N.C. ... Attended New Bern High School, where he was a winner of the Outstanding Citizenship Award ... Played LB, RB, FB, WR and safety during his prep career ... Lettered in football, basketball, baseball and track in high school ... Offseason residence is Durham, N.C. ... Married (wife Rachel), with a daughter, Brianna (birthdate 6-12-96) ... Chosen as honorary chairman by March of Dimes for the Greater Cincinnati/Northern Kentucky WalkAmerica 2002 ... Sociology major at UNC, and was a member of UNC's 15-player Leadership Committee ... Favorite hobbies are computers, playing recreational sports and watching television ... Full name is Brian Eugene Simmons.

BRIAN SIMMONS' STATISTICS

YEAR	TEAM	G-S	Defense					FR-YDS	Interceptions					Scoring				
			ST	AT	TT	SKS-YDS	PBU	FF	NO	YDS	AVG	LG	TD	TD	Int/RI	FRRI	S	PTS
1998	Cincinnati	14-12	62	16	78	3-18	2	1	1-22	1	18	18.0	18	0	0	0	0	0
1999	Cincinnati	16-16	90	21	111	3-20	5	0	1-0	0	0	—	0	0	0	0	0	0
2000	Cincinnati	1-1	7	2	9	1-10	0	1	0-0	0	0	—	0	0	0	0	0	0
2001	Cincinnati	16-16	79	60	139	6.5-41	4	2	0-0	1	5	5.0	5	0	*1	0	*1	0
2002	Cincinnati	16-15	85	45	130	3-12	5	0	0-0	1	51	51.0	51	1	1	1	0	6
2003	Cincinnati	16-16	78	39	117	1.5-9	7	2	4-13	2	14	7.0	13	0	0	0	0	0
CAREER		79-76	401	183	584	18-110	23	6	6-35	5	88	17.6	51	1	2	1	1	12

(continued)

YEAR	TEAM	Special Teams								Kickoff Returns						Punt Returns					
		ST	AT	TT	FF	FR-YDS	BP	BFG	BXP	NO	YDS	AVG	FC	LG	TD	NO	YDS	AVG	FC	LG	TD
1998	Cincinnati	5	0	5	0	0-0	0	0	0	—	—	—	—	—	—	—	—	—	—	—	—
1999	Cincinnati	3	2	5	0	0-0	0	0	0	—	—	—	—	—	—	—	—	—	—	—	—
2001	Cincinnati	1	0	1	0	*0-56	0	0	0	—	—	—	—	—	—	—	—	—	—	—	—
CAREER		9	2	11	0	*0-56	0	0	0	—	—	—	—	—	—	—	—	—	—	—	—

*NOTE: Cornerback Robert Bean recovered a fumble Dec. 30, 2001 vs. Pittsburgh on a Steelers field-goal attempt and returned it 10 yards before lateraling the ball to Simmons, who returned it an additional 56 yards for a touchdown.

SIMMONS' 2003 GAME-BY-GAME DEFENSIVE STATISTICS

DATE	OPPONENT	ST	AT	TT	SKS-YDS	INT-YDS	PBU	FF	FR-YDS
9-7	DENVER	2	1	3	0-0	1-13	1	0	0-0
9-14	at Oakland	2	4	6	0-0	0-0	0	0	0-0
9-21	PITTSBURGH	8	1	9	0-0	0-0	0	0	0-0
9-28	at Cleveland	6	3	9	0-0	0-0	2	0	0-0
10-5	at Buffalo	6	4	10	0-0	0-0	1	0	0-0
10-12	—BYE—								
10-19	BALTIMORE	7	3	10	1-8	0-0	0	0	1-0
10-26	SEATTLE	5	2	7	0-0	1-1	1	1	1-0
11-2	at Arizona	4	4	8	0-0	0-0	0	0	0-0
11-9	HOUSTON	6	3	9	0-0	0-0	1	0	0-0
11-16	KANSAS CITY	6	2	8	0-0	0-0	0	0	0-0
11-23	at San Diego	3	1	4	0-0	0-0	0	0	0-0
11-30	at Pittsburgh	5	4	9	0.5-1	0-0	0	1	0-0
12-7	at Baltimore	2	2	4	0-0	0-0	0	0	0-0
12-14	SAN FRANCISCO	7	0	7	0-0	0-0	0	0	2-13
12-21	at St. Louis	5	2	7	0-0	0-0	0	0	0-0
12-28	CLEVELAND	4	3	7	0-0	0-0	1	0	0-0
TOTALS		78	39	117	1.5-9	2-14	7	2	4-13

DE



JUSTIN SMITH



90

Ht: 6-4 Wt: 270

College: Missouri

4th year in NFL

2003 Games-Starts: 16-16; Career Games-Starts: 47-43

Acquired: D1 '01 (4th overall)

Born: 9-30-79

A first-round pick in the 2001 NFL Draft, Smith has been a leading force on the defensive line for his three Bengals seasons ... Ranked third on the team and first on the defensive line in 2003 with 91 tackles, leading the line in tackles for the second straight year ... Had 5 sacks last season, and his 20 sacks over his three seasons are most on the team during that span ... His 8.5 sacks in 2001 stand as most ever by a Bengals rookie.

2003 PARTICIPATION: Started all 16 games at RDE, extending to 43 his streak of consecutive starts at the position ... Ended season with team's second-longest active streak of consecutive starts, trailing only OT Willie Anderson (64) ... Ranked fifth on defense and first on the line in snaps played, logging 917 of the 1038 total (88.3 percent).

2003 HIGHLIGHTS: Smith's 91 tackles were 28 more than the second-place player on the line (DE Duane Clemons with 63) ... Smith's 55 solo tackles led the line by 9 over Clemons and ranked tied for third on the team ... Ranked third on team in sacks with 5 — 1 behind co-leaders Clemons and John Thornton (6 each) ... Had 5 tackles (4 solo) in season opener Sept. 7 vs. Denver ... Had 6 tackles (3 solo) Sept 21 vs. Pittsburgh ... Had 7 tackles (4 solo), 1

pass defended and a sack in victory Sept. 28 at Cleveland ... His sack at Cleveland dropped Tim Couch for 3-yard loss to Browns' 39 with 1:19 remaining in fourth quarter ... Had 6 tackles (4 solo) Oct. 5 at Buffalo ... Led team in win Oct. 19 vs. Baltimore with 13 tackles (9 solo), tied for third-highest total tackles figure by a Bengal in 2003 ... Led the line with 8 tackles (4 solo) in win Oct. 26 vs. Seattle, including 2-yard sack of Matt Hasselbeck on third-down play late in fourth quarter to force a Seahawks punt ... Had 3 tackles (1 solo) Nov. 9 vs. Houston, including shared sack with FS Mark Roman that dropped David Carr for 10-yard loss, forcing a punt during Bengals' fourth quarter comeback ... Tied for line lead Nov. 16 vs. Kansas City with 4 tackles (2 solo) ... Led line with 3 tackles (all solo) Nov. 23 at San Diego, including 2-yard sack that dropped Doug Flutie at the San Diego 17 in fourth quarter, forcing a punt ... Had 4 tackles (1 solo) Nov. 30 at Pittsburgh, including shared sack in second quarter, dropping Tommy Maddox for 7-yard loss to the Bengals' 32 ... Led line with 10 tackles (6 solo) Dec. 7 at Baltimore ... Led line with 7 tackles (5 solo) Dec. 14 vs. San Francisco ... Led line with 9 tackles (5 solo) Dec. 21 at St. Louis, including sack on Marc Bulger for 1-yard loss to Rams' 20 on a third-down play in the first quarter, forcing a punt.

PREVIOUS SEASONS: 2001—Drafted by Bengals in first round (fourth overall) ... Signed Sept. 8 following protracted contract negotiations, and had roster exemption for Sept. 9 season opener vs. New England ... Despite missing all of preseason plus first regular-season game, Smith logged a Bengals rookie-record 8.5 sacks, breaking mark of 8.0 set by James Francis in 1990 ... Finished second on the line in total tackles (67) and first in solos (60) ... Had second-most sacks by an NFL rookie in 2001, topped only by the 9.0 of Pittsburgh's Kendall Bell ... Smith made big plays at crucial times in season-ending wins over Pittsburgh and Tennessee ... Had 3 sacks against Mark Brunell Dec. 9 vs. Jacksonville, tying for Bengals' most sacks in a game on the season and leading a line charge that produced a club-record 8 sacks in the game ... Made his NFL debut Sept. 23 vs. Baltimore, and was credited with solid work in limited action against Pro Bowl LOT Jonathan Ogden, recording 2 tackles ... Recorded first career sack Sept. 30 at San Diego when he tracked down Doug Flutie for 13-yard loss ... Recorded 2 solo tackles in his first start, Oct. 21 vs. Chicago ... Recorded his first NFL interception in first quarter Oct. 28 at Detroit, grabbing a Charlie Batch pass 6 yards behind scrimmage line and returning it 21 yards to Lions' 36 ... Led defensive line with 7 solo tackles Dec. 2 vs. Tampa Bay and had his first two-sack game, dropping Brad Johnson for losses of 3 and 9 yards ... Recorded his second INT in win Dec. 30 vs. Pittsburgh, grabbing a Kordell Stewart pass deflected by Reinard Wilson and returning 7 yards to Steelers' 32, setting up first of Cincinnati's 2 fourth-quarter TDs ... Set Bengals rookie season sack record (8.5) Jan. 6 at Tennessee as he dropped Steve McNair for 12-yard loss to Cincinnati 32 in second quarter, pushing Titans out of FG range. **2002**—Started every game at RDE ... Led team in sacks (6.5), and led defensive line in tackles (67) ... Also led team in sack yardage

(56) ... Played 95.5% of the defensive snaps (934 of 978), second on team ... His sack total gave him 15 for his first two seasons, most by a Bengal in his first two Cincinnati campaigns since 1976-77 ... Led line with 7 tackles in season opener Sept. 8 vs. San Diego ... Had 7 tackles Sept. 22 at Atlanta, including 11-yard sack against Michael Vick in third quarter ... Had 6 tackles Sept. 29 vs. Tampa Bay, and his deflection of a Brad Johnson pass was intercepted by DT Oliver Gibson ... Sacked Jeff Blake for 16-yard loss Nov. 10 at Baltimore ... Sacked Blake again Dec. 1 vs. Baltimore for 8-yard loss on third down to force Ravens punt ... Sacked Mark Brunell for 5-yard loss Dec. 15 vs. Jacksonville ... Had a sack and a forced fumble against Aaron Brooks in Dec. 22 win vs. New Orleans.

COLLEGE: Entered 2001 NFL Draft after junior season at Missouri in which he logged 11 sacks, 24 tackles-for-loss and 97 total tackles ... His sacks and tackles-for-loss set school season records, and he set school sacks record two years in a row, having logged 8 as a sophomore ... Faced frequent double and even triple-team blocking in 2000 as the feature defensive player on a 3-8 team ... Earned first-team All-America honors as a junior from the Football Writers Association and was a unanimous selection to All-Big 12 first team ... Also earned first-team All-Big 12 honors a sophomore ... In 1998, became first true freshman since '86 to start every game for Missouri.

PERSONAL: Hometown is Jefferson City, Mo. ... All-state and two-time all-district football choice at Jefferson City High School, where he was selected to *Super Prep's* All-America and Top 50 teams as a senior ... Now lives year-round in Cincinnati ... Favorite hobby is weightlifting ... General studies major at Missouri.

JUSTIN SMITH'S STATISTICS

		Defense									Interceptions					Scoring				
YEAR	TEAM	G-S				SKS-YDS			PBU	FR-YDS		NO	YDS	AVG	LG	TD	TD		S	PTS
			ST	AT	TT	YDS	FF	YDS		Int	FR									
2001	Cincinnati	15-11	60	7	67	8.5-76	1	0	0-0		2	28	14.0	21	0	—	—	—	—	
2002	Cincinnati	16-16	53	14	67	6.5-56	1	1	0-0		0	0	—	—	0	—	—	—	—	
2003	Cincinnati	16-16	55	36	91	5-16.5	1	0	0-0		0	0	—	—	0	—	—	—	—	
CAREER		47-43	168	57	225	20-148.5	3	1	0-0		2	28	14.0	21	0	—	—	—	—	

SMITH'S 2003 GAME-BY-GAME DEFENSIVE STATISTICS

DATE	OPPONENT	ST	AT	TT	SKS-YDS	INT-YDS	PBU	FF	FR-YDS
9-7	DENVER	4		1	5	0-0	0	0	0-0
9-14	at Oakland	3		0	3	0-0	0	0	0-0
9-21	PITTSBURGH	3		3	6	0-0	0	0	0-0
9-28	at Cleveland	4		3	7	1-3	0	1	0-0
10-5	at Buffalo	4		2	6	0-0	0	0	0-0
10-12	—BYE—								
10-19	BALTIMORE	9		4	13	0-0	0	0	0-0
10-26	SEATTLE	4		4	8	1-2	0	0	0-0
11-2	at Arizona	1		2	3	0-0	0	0	0-0
11-9	HOUSTON	1		2	3	0.5-5	0	0	0-0
11-16	KANSAS CITY	2		2	4	0-0	0	0	0-0
11-23	at San Diego	3		0	3	1-2	0	0	0-0
11-30	at Pittsburgh	1		3	4	0.5-3.5	0	0	0-0
12-7	at Baltimore	6		4	10	0-0	0	0	0-0
12-14	SAN FRANCISCO	5		2	7	0-0	0	0	0-0
12-21	at St. Louis	5		4	9	1-1	0	0	0-0
12-28	CLEVELAND	0		0	0	0-0	0	0	0-0
TOTALS		55	36	91	5-16.5	0-0	1	0	0-0



ERIC STEINBACH



65

Ht: 6-6 Wt: 297

College: Iowa

2nd year in NFL

2003 Games-Starts: 15-15; Career Games-Starts: 15-15

Acquired: D2 '03 (33rd overall)

Born: 4-4-80

Second-round choice in 2003 NFL Draft started 15 games at LG last season ... Showed exceptional speed and athleticism, and earned a spot on Pro Football Weekly's NFL All-Rookie team ... Used frequently as pulling guard in the rushing game ... Just missed in a bid to become the first Bengals rookie offensive lineman to start every game in a season since Hall of Famer Anthony Munoz in 1980.

2003 PARTICIPATION: Drafted by Bengals in second round (33rd overall) ... Signed on July 29 ... First Bengals offensive lineman to open his rookie season as a starter since Gs Rod Jones and Ken Blackman in 1996 ... Was bidding to become first Bengals offensive line rookie to start every game in a season since Anthony Munoz in 1980, but was inactive in Game 15, Dec. 21 at St. Louis, due to thigh bruise suffered Dec. 14 vs. San Francisco ... Despite missed game, ranked fourth on the offense in snaps played, logging 1022 of 1078 total (94.8 percent).

2003 HIGHLIGHTS: Contributed to line performance of no sacks allowed in victory Sept. 28 at Cleveland as Jon Kitna posted 125.1 passer rating ... Had a key block on 16-yard TD run by Rudi Johnson on Oct. 5 at Buffalo ... Aided 412-yard output in victory Oct. 26 vs. Seattle, including 194 rushing yards ... Had a key block on Rudi Johnson 2-yard TD run in first quarter Nov. 2 at Arizona, and preserved an offensive possession in first quarter with recovery of Jon Kitna fumble at Bengals' 30-yard line ... In victory Nov. 9 vs. Houston, had a key block on 17-yard Rudi Johnson TD run, and pulled to make another key block on 1-yard Johnson TD run that gave Bengals 31-27 lead in fourth quarter ... Helped offense produce 422 total yards and a season-high in rushing yards (240) in the Houston game, with no sacks allowed ... Also vs. Houston, supported Rudi Johnson rushing for 182 yards on club-record 43 carries, as Bengals posted highest possession time (41:15) in 226 games, since 11-27-88 vs. Buffalo (41:21) ... Supported offense as it pro-

duced a second straight 422-yard total Nov. 16 vs. Kansas City, including 200 yards rushing ... Supported a season-high 444-yard total offense effort Nov. 23 at San Diego, including third straight game of 200 or more rushing yards (210) ... Supported a 393-yard net offensive effort Dec. 14 vs. San Francisco, including 174 rushing yards by Rudi Johnson and 225 by the team, team's fourth 200-yard game in the last six contests ... Effort vs. San Francisco included one of the key blocks on Rudi Johnson's 49-yard TD run in third quarter.

COLLEGE: Steinbach was widely rated as the top guard available in the 2003 Draft after an Iowa career culminated by All-America honors from *Pro Football Weekly* and the Walter Camp Foundation ... His senior season also included Big Ten Offensive Lineman of the Year honors from league coaches ... Came to Iowa as a tight end, but was moved to guard as a freshman in 1999, following '98 redshirt year ... Helped lead Iowa to 11-2 record and an Orange Bowl berth against Bengals teammate Carson Palmer's USC squad ... Credited with 8 TD-producing blocks as a senior, and anchored line that allowed only 11 sacks in 12 regular-season games ... All-Big Ten as a junior in 2001.

PERSONAL: Hometown is Lockport, Ill. ... Played TE and DE at Providence Catholic High School in New Lenox, Ill., leading team to 50 straight wins and three consecutive state titles ... Had school-record 26 sacks as a senior DE in high school, and also had 22 catches for 6 TDs as a TE ... Four-sport letterman in high school, including baseball, basketball and track ... Education major at Iowa ... Last name is pronounced "STINE-bock."

ERIC STEINBACH'S STATISTICS

YEAR	TEAM	GAMES	STARTS
2003	Cincinnati	15	15
CAREER		15	15

THE GROUND GAME

The Bengals' team total of 57 rushing attempts in their 34-27 win over Houston last Nov. 9 at Paul Brown Stadium was the second-most in franchise history, topped only by 61 at Seattle on Oct. 11, 1987, in a game played mostly by strike replacement players.



Ht: 6-5 Wt: 260
College: Penn State
4th year in NFL

2003 Games-Starts: 16-7; Career Games-Starts: 22-8
Acquired: PS (Phil.) '02
Born: 8-9-79

Stewart broke through for regular playing time in his third pro season, playing in all 16 games for Bengals with six starts ... Tied for sixth on team in receptions (21) and ranked fifth in receiving yards (212) ... Active in community service, he was named in December as Bengals team nominee for NFL's Walter Payton Man of the Year Award ... Became a restricted free agent on 3-2-04 and re-signed with Cincinnati on 4-16-04 ... Signed to Bengals from Philadelphia practice squad in 2002 ... Scored a TD in his first NFL game, playing for Eagles in 2001.

2003 PARTICIPATION: Started in Games 8-10 for Bengals, in place of injured Reggie Kelly ... Started Game 7 vs. Seattle, Game 12 at Pittsburgh and Game 15 at St. Louis as offense opened with a two-TE set, and was the sole TE in starting lineup in Game 13, Dec. 7 at Baltimore ... Ranked fifth on team in special teams snaps (243).

2003 HIGHLIGHTS: Had career highs in receptions (5) and yards (56) on Sept. 28 at Cleveland, helping Bengals secure a crucial road win after an 0-3 start ... Tied his career high in receptions (5) and had 35 yards Oct. 5 at Buffalo ... Had 4 receptions for 40 yards Nov. 2 at Arizona and helped set up Bengals first TD, withstanding a hard hit from CB David Barrett to make a 16-yard catch to the Cardinals' 9 ... Had key block on Rudi Johnson's 49-yard TD run in the third quarter Dec. 14 vs. San Francisco.

PREVIOUS SEASONS: 2001—Drafted by Philadelphia in fifth round (147th overall) ... Signed May 22 ... Played in Games 11, 12 and 16, and was inactive for 13 games ... Made NFL debut in an ESPN Thursday night game, Nov. 29 at Kansas City, and had 2 catches for 11

yards, including a 1-yard TD pass from Donovan McNabb ... The TD at K.C. was a key factor in Eagles' 23-10 win, as it put Philadelphia ahead 20-3 in third quarter ... Stewart became first Eagle since Charlie Garner in 1994 to score a TD in his first game ... Made first NFL start Jan. 6 at Tampa Bay, catching 3 passes for 41 yards ... Finished season with 5 catches for 52 yards. **2002**—Spent pre-season with Philadelphia, and was on inactive list for Eagles' season opener Sept. 8 at Tennessee ... Waived Sept. 11, and signed Sept. 12 to Philadelphia practice squad ... Signed from Eagles practice squad to Bengals 53-player roster Nov. 23 ... On Bengals inactive list for Games 11-13 ... Made Cincinnati playing debut Dec. 15 vs. Jacksonville and had a 6-yard reception ... Also played Dec. 22 vs. New Orleans and Dec. 29 at Buffalo.

COLLEGE: Two-year starter at Penn State ... Finished career with 59 receptions for 861 yards and 3 TDs ... As a senior, became the first TE since 1979 to lead the Nittany Lions in receiving (38-451, 2 TDs) ... His 38 catches as a senior set a Penn State season record for a TE ... Earned honorable mention All-America honors from *Football News* as a senior, and earned a bid to the 2001 Hula Bowl.

PERSONAL: Born in Lohne, Germany, where he lived with his military family until age 3 ... Attended high school in Allentown, Pa., earning All-American first-team honors at Allentown Central Catholic ... Full name is Tony Alexander Stewart ... Stewart's father, Malcolm, was in U.S. Army, and Stewart's mother, Gisela, is a native German ... Stewart is fluent in German ... Hobbies include reading, pocket billiards, R/C vehicles, and paintball ... Married (wife Kara).

TONY STEWART'S STATISTICS

YEAR	TEAM	G-S	Receiving					Rushing					Scoring				
			NO	YDS	AVG	LG	TD	ATT	YDS	AVG	LG	TD	TD	TD-R	TD-P	2-PIC	PTS
2001	Philadelphia	3-1	5	52	10.4	15	1	—	—	—	—	—	1	0	1	0	6
2002	Philadelphia	0-0	DID NOT PLAY*					DID NOT PLAY*					DID NOT PLAY*				
	Cincinnati	3-0	1	6	6.0	6	0	—	—	—	—	—	0	0	0	0	0
2003	Cincinnati	16-7	21	212	10.1	21	0	—	—	—	—	—	0	0	0	0	0
PHIL. TOTALS		3-1	5	52	10.4	15	1	—	—	—	—	—	1	0	1	0	6
CIN. TOTALS		19-7	22	218	9.9	21	0	—	—	—	—	—	0	0	0	0	0
CAREER		22-8	27	270	10.0	21	1	—	—	—	—	—	1	0	1	0	6

		Special Teams								Kickoff Returns						Punt Returns					
YEAR	TEAM	ST	AT	TT	FF	FR-YDS	BP	BFG	BXP	NO	YDS	AVG	FC	LG	TD	NO	YDS	AVG	FC	LG	TD
2001	Philadelphia	1	0	1	0	0-0	0	0	0	—	—	—	—	—	—	—	—	—	—	—	—
2003	Cincinnati	2	0	2	0	0-0	0	0	0	1	13	13.0	0	13	0	—	—	—	—	—	—
CAREER		3	0	3	0	0-0	0	0	0	1	13	13.0	0	13	0	—	—	—	—	—	—

(continued)

STEWART'S SINGLE-GAME HIGHS

RECEIVING — Receptions: 5 (twice); most recently at Buff. 10-5-03 (for Cin.); **Yards:** 56 at Cle. 9-28-03 (for Cin.); **Long:** 21 at St.L. 12-21-03 (for Cin.); **Touchdowns:** 1 at K.C. 11-29-01 (for Phil.).

STEWART'S 2003 GAME-BY-GAME STATISTICS

DATE	OPPONENT	Receiving					Rushing				
		NO	YDS	AVG	LG	TD	ATT	YDS	AVG	LG	TD
9-7	DENVER	0	0	—	—	0	—	—	—	—	—
9-14	at Oakland	1	3	3.0	3	0	—	—	—	—	—
9-21	PITTSBURGH	1	6	6.0	6	0	—	—	—	—	—
9-28	at Cleveland	5	56	11.2	19	0	—	—	—	—	—
10-5	at Buffalo	5	35	7.0	10	0	—	—	—	—	—
10-12	—BYE—	—	—	—	—	—	—	—	—	—	—
10-19	BALTIMORE	1	17	17.0	17	0	—	—	—	—	—
10-26	SEATTLE	1	15	15.0	15	0	—	—	—	—	—
11-2	at Arizona	4	40	10.0	16	0	—	—	—	—	—
11-9	HOUSTON	0	0	—	—	0	—	—	—	—	—
11-16	KANSAS CITY	0	0	—	—	0	—	—	—	—	—
11-23	at San Diego	0	0	—	—	0	—	—	—	—	—
11-30	at Pittsburgh	1	10	10.0	10	0	—	—	—	—	—
12-7	at Baltimore	0	0	—	—	0	—	—	—	—	—
12-14	SAN FRANCISCO	0	0	—	—	0	—	—	—	—	—
12-21	at St. Louis	1	21	21.0	21	0	—	—	—	—	—
12-28	CLEVELAND	1	9	9.0	9	0	—	—	—	—	—
TOTALS		21	212	10.1	21	0	—	—	—	—	—

POSTSEASON

YEAR	TEAM	G-S	Receiving					Rushing					Scoring					
			NO	YDS	AVG	LG	TD	ATT	YDS	AVG	LG	TD	TD	TD-R	TD-P	TD-R	2-PIC	PTS
2001	Philadelphia	0-0	DID NOT PLAY*					DID NOT PLAY*					DID NOT PLAY*					
CAREER		0-0	0	0	—	—	0	—	—	—	—	—	—	—	—	—	—	—

*NOTE: Stewart was inactive for one game and on the practice squad for nine games with Philadelphia in 2002. He was inactive for all three of Philadelphia's playoff games in 2001.

OT



ALEX SULSTED



62

Ht: 6-3 Wt: 320
College: Miami (Ohio)
3rd year in NFL*

2003 Games-Starts: 0-0; Career Games-Starts: 14-3

Acquired: FA '04

Born: 12-21-77

Former Washington Redskin had two stints with Bengals in 2003 but did not play ... Was with Cincinnati in preseason, was waived, and rejoined team in December for three weeks on 53-player roster ... Totaled 14 games with three starts for Washington in 2002 ... Greater Cincinnati native who can play guard as well as tackle ... Waived by Bengals on 6-4-04, but re-signed by Cincinnati on 6-22-04.

2003 RECAP: Opened preseason with Washington ... Acquired by the Bengals on waivers July 28 ... Played in preseason Games 1-3 for Cincinnati, and was waived Aug. 25 ... Signed by Bengals as free agent Dec. 9 ... On inactive list for final three games of regular season.

PREVIOUS SEASONS: 2001—Drafted by Kansas City in sixth round (176th overall) ... Signed July 18 ... Waived by Chiefs Sept. 1, and signed Sept. 4 to Bengals practice squad ... Signed off Bengals practice squad to

Washington 53-player roster Oct. 26 ... On Washington inactive list for Games 7-16. **2002**—Made Washington roster out of training camp and saw action in the season's final 14 games, with three starts ... Made NFL debut in reserve role Sept. 22 at San Francisco ... Saw extensive second half action at LT Oct. 20 at Green Bay, replacing injured Chris Samuels ... Made first NFL start Oct. 27 vs. Indianapolis, replacing injured Chris Samuels ... Started at LG Nov. 24 vs. St. Louis and Nov. 28 at Dallas.

COLLEGE: Played in all 33 games in his final three seasons (1998-2000) at Miami (Ohio), with 28 starts ... Started every game at LT as a senior and earned second-team All Mid-American Conference honors ... Nominated for the Verne Smith Award, given to MAC's Player of the Year ... Redshirted in 1996, and played in three games as a freshman in '97.

PERSONAL: Born in Lebanon, Ohio, but grew up in

Cincinnati and attended Mariemont High School ... While with the Redskins, in honor of the anniversary of the Sept. 11 attacks on the Pentagon, Sulfsted was part of the team contingent that visited the rebuilt left wing of the Pentagon, presenting a Redskins jersey to the Under Secretary of Defense.

* — Sulfsted did not earn an accrued year of experience toward NFL free agency in 2003 because he was not on an NFL 53-player roster, a Reserve/Injured list, a Reserve/Physically Unable to Perform list or a Reserve/Non-Football Injury/Europe League list for the required minimum of six games. He is again designated a third-year player in 2004.

ALEX SULFSTED'S STATISTICS

YEAR	TEAM	GAMES	STARTS
2001	Washington**	0	0
2002	Washington	14	3
2003	Cincinnati**	0	0
CAREER		14	3

**Sulfsted was on the practice squad for six games with Cincinnati and was inactive for 10 games with Washington in 2001. He was inactive for three games with Cincinnati in 2003.

C



THATCHER SZALAY

Ht: 6-4 Wt: 303
College: Montana
2nd year in NFL*

2003 Games-Starts: 0-0; Career Games-Starts: 1-0
Acquired: PS (Cin.) '03
Born: 1-18-79



66

Szalay is in his third Bengals season, having spent most of last season on the practice squad before a late-season call to the 53-player roster ... Did not play in 2003 ... Was the only college free agent to make the Cincinnati roster out of 2002 training camp, and was on roster for all of '02, playing in one game ... Tough college performer in the Division 1-AA ranks, he helped lead Montana to 15-1 record and the national championship in 2001.

2003 RECAP: Played all four Bengals preseason games ... Waived Aug. 31, and signed Sept. 1 to practice squad ... On practice squad for Games 1-15 ... Signed to 53-player roster on Dec. 22 ... On inactive list for Game 16, Dec. 28 vs. Cleveland.

2002: Signed with Bengals as a college free agent April 23 ... Played in all four preseason games ... Saw his only regular-season action Oct. 13 vs. Pittsburgh on special teams ... Was active on a game day for first time Oct. 6 at Indianapolis, but did not play ... Inactive for Games 1-4 and 7-16.

COLLEGE: Key performer and team captain for a Montana offense that averaged 419.2 yards and 33.8 points per game while winning the 2001 national title in Division I-AA ranks ... Earned All-America honors as

a junior and a senior, and over a four-year career, he helped lead the Grizzlies to a 45-10 record with four Big Sky Conference titles and four NCAA playoff berths ... Was the only sophomore on the 1999 All-Big Sky first team.

PERSONAL: Hometown is Whitefish, Mont. ... Attended Whitefish High School; earning four letters in tennis and two in football ... An avid outdoorsman ... Offseason residence is Missoula, Mont. ... Elementary education major at Montana; where he was a three-time All-Big Sky Academic Team member ... Married (wide Katy) ... Last name is pronounced "zuh-LAY."

* — Szalay did not earn an accrued year of experience toward NFL free agency in 2003 because he was not on an NFL 53-player roster, a Reserve/Injured list, a Reserve/Physically Unable to Perform list or a Reserve/Non-Football Injury/Europe League list for the required minimum of six games. He is again designated a second-year player in 2004.

THATCHER SZALAY'S STATISTICS

YEAR	TEAM	GAMES	STARTS
2002	Cincinnati	1	0
2003	Cincinnati**	0	0
CAREER		1	0

**Szalay was on the practice squad for 15 games and inactive for one game with Cincinnati in 2003.

FUTURE SUPER BOWL DATES AND SITES

Super Bowl	Date	Location
Super Bowl XXXIX	February 6, 2005	Jacksonville, Florida
Super Bowl XL	February 5, 2006	Detroit, Michigan
Super Bowl XLI	February 4, 2007*	Miami, Florida
Super Bowl XLII	February 2008*	Glendale, Arizona

*Date tentative



Ht: 6-3 Wt: 297
College: West Virginia
6th year in NFL

2003 Games-Starts: 16-16; Career Games-Starts: 67-51
Acquired: UFA (Tenn.) '03
Born: 10-2-76

An unrestricted free agent signee from Tennessee in 2003, Thornton started every game last season and tied for the team lead in sacks (6) ... Had 60 tackles (32 solo), and led the line in passes defended (3) ... Also had 2 fumble recoveries, a forced fumble and a blocked FG ... Was a key performer for highly-ranked Tennessee defenses from 1999-2002, logging seven postseason game appearances, including Super Bowl XXXIV vs. St. Louis ... Has played DE as well as DT earlier in his career.

2003 PARTICIPATION: Signed with Bengals on March 8 as unrestricted free agent from Tennessee... Played in every game for fourth time in five-year career and started every game for third time ... Played through the effects of a late-season thigh bruise.

DUAL DISTINCTION: Thornton holds the unusual status of being the last Bengal to block an opponent's field goal attempt while also being the last opponent to block a Bengals field goal try. Thornton blocked a 49-yard attempt by Seattle's Josh Brown on Oct. 26 of the 2003 campaign, a key play in an eventual three-point victory (27-24). The block kept the Seahawks from expanding on a 24-20 lead, and the Bengals responded by driving 61 yards for the eventual winning TD. While playing for Tennessee on Oct. 8, 2000 at Paul Brown Stadium, Thornton inflicted the most recent blocked FG against Cincinnati, stopping a 35-yard Neil Rackers attempt in a 23-14 Titans win.

MORE 2003 HIGHLIGHTS: Thornton's sack total of 6 was a career high, topping his 4.5 for Tennessee in 1999 ... Had 6 tackles (3 solo) Oct. 5 at Buffalo, including 8-yard sack of Drew Bledsoe in fourth quarter ... Was all over the stat sheet in Oct. 26 win vs. Seattle, blocking a FG try (details above), recovering a fumble, sacking Matt Hasselbeck and recording 6 tackles ... Sealed the Seattle win when he covered Bobby Engram's fumble on a punt return on game's final play ... Led DL Nov. 2 at Arizona with 5 solo tackles, including 12-yard sack of Jeff Blake ... Had 7 tackles (6 solo) Nov. 30 at Pittsburgh, including 2 sacks for 13 yards, and he also had a key fumble recovery ... His sacks against Steelers' Tommy Maddox were for 6 yards in third quarter and 7 yards in fourth quarter, with second sack dropping Maddox on third-down play to force a punt ... In second quarter of Pittsburgh game, Thornton quelled Steelers threat by recovering fumble by QB Charlie Batch at Bengals' 12-yard line ... Saw limited action Dec. 14 vs. San Francisco after suffering a thigh bruise and finished with 1 tackle ... Had 2 tackles (1 solo) Dec. 21 at St. Louis, and forced a fumble against Marc Bulger (Rams recovered).

PREVIOUS SEASONS: 1999—Drafted by Tennessee in second round (52nd overall) ... Signed July 26 ... Played in every game, with three starts, and played in all four postseason games as Titans advanced to Super Bowl XXXIV vs. St. Louis ... His 4.5 sacks in regular season led all rookie defensive tackles, and he was named to *Pro Football Weekly's* All-Rookie team ... Made NFL debut Sept. 12 with 1 tackle vs. Cincinnati ... In his second pro game, Sept. 19 vs. Cleveland, credited with 1.5 sacks against Browns' Tim Couch ... Made first NFL start Oct. 3 at San Francisco and had season-high 5 tackles, including 2 for-loss ... Had 4 tackles and a sack in season finale Jan. 2 at Pittsburgh ... Had 4 tackles in postseason, including 2 on Jan. 8 vs. Buffalo. **2000**—Started every game for defending AFC champs and had his Titans high in tackles (55), with 4 sacks ... Had season-high 8 tackles Sept. 3 at Buffalo ... Had 4 tackles with a sack of Elvis Grbac in win Sept. 10 vs. Kansas City ... Had 3 tackles, a fumble recovery and a blocked FG try in win Oct. 8 at Cincinnati ... Sacked Mark Brunell in Monday night win Oct. 16 vs. Jacksonville, and sacked Brad Johnson in Monday night win Oct. 30 at Washington ... His 5 tackles Nov. 12 vs. Baltimore included a sack of Trent Diller ... Had 1 tackle in reserve role in Divisional playoff loss Jan. 7 vs. Baltimore. **2001**—Played only in season's first three games before missing final 13 contests with subluxed right shoulder ... Had surgery in November, and was placed on Injured Reserve list Nov. 8. **2002**—Started every game for Tennessee, including two postseason contests ... Helped Titans limit foes to second-fewest rushing yards (89.0/game) in NFL ... Started at LDT except for Games 6-7 vs. Jacksonville and at Cincinnati, when he filled in at RDE for injured Carlos Hall ... Played through late-season left ankle injury ... In regular season, totaled 44 tackles (21 solo), with 2 sacks ... Had 1.5 sacks Sept. 22 vs. Cleveland, and totaled 6 tackles with season-high 3 QB pressures ... Made first of his two starts at RDE Oct. 13 vs. Jacksonville and had 7 tackles, tied for season high, with a shared sack as Titans won 23-14 ... Win over Jacksonville halted a four-game losing streak and opened a stretch that would see Titans go 10-1 in their final 11 regular-season games ... Started at RDE for second straight game Oct. 27 at Cincinnati, and his 7-tackle effort included a crucial play in 30-24 victory, a stop on HB Corey Dillon for no gain on a fourth-and-goal play from 1-yard line with 1:13 remaining ... Had 2 tackles and 2 QB pressures in Divisional playoff win Jan. 11 vs. Pittsburgh ... Had 1 tackle in AFC title game Jan 19 at Oakland.

COLLEGE: Two-time All-Big East selection at West Virginia ... Defensive co-captain as a senior, and earned first-team All-America honors from *The Sports Network* ... Started every game his last three seasons, and as a

junior, was named to All-American Strength Team by National Strength Coaches Association ... Played from 1995-98; redshirted in '94.

PERSONAL: Hometown is Philadelphia, Pa. ... Attended Scotland School for Veterans' Children in central Pennsylvania, and was a first-team all-state pick for small schools in football while helping lead basketball team to state title ... Has been active in charitable and community

affairs, and teamed with Papa John's Pizza in Nashville to initiate a program called Papa John's Pep Talks, in which he spoke at local schools about making good choices and treated students to pizza parties ... In Cincinnati, he donates Bengals tickets to the Autism Society of Greater Cincinnati, and he sponsors the "John Thornton and Friends Bowling for Autism" fund-raiser ... Married (wife Allison), with two sons, Jalen (born 1-23-01) and Ty (6-4-03) ... Full name is John Jason Thornton.

JOHN THORNTON'S STATISTICS

YEAR	TEAM	G-S	Defense					FR-YDS	Interceptions					Scoring				
			ST	AT	TT	SKS-YDS	PBU	FF	NO	YDS	AVG	LG	TD	TD	IntRt	FRRt	S	PTS
1999	Tennessee	16-3	23	10	33	4.5-40	0	0	0-0	—	—	—	—	0	0	0	1	2
2000	Tennessee	16-16	27	28	55	4-30	1	0	1-0	—	—	—	—	0	0	0	0	0
2001	Tennessee	3-0	0	0	0	0-0	1	0	0-0	—	—	—	—	0	0	0	0	0
2002	Tennessee	16-16	21	23	44	2-8	2	0	0-0	—	—	—	—	0	0	0	0	0
2003	Cincinnati	16-16	32	28	60	6-42	3	1	2-2	—	—	—	—	0	0	0	0	0
TENN. TOTALS		51-35	71	61	132	10.5-78	4	0	1-0	—	—	—	—	0	0	0	1	2
CIN. TOTALS		16-16	32	28	60	6-42	3	1	2-2	—	—	—	—	0	0	0	0	0
CAREER		67-51	103	89	192	16.5-120	7	1	3-2	—	—	—	—	0	0	0	1	2

MISCELLANEOUS STATISTICS: 1 blocked field goal attempt in 2000 and 1 blocked field goal attempt in 2003.

— THORNTON'S 2003 GAME-BY-GAME DEFENSIVE STATISTICS —

DATE	OPPONENT	ST	AT	TT	SKS-YDS	INT-YDS	PBU	FF	FR-YDS
9-7	DENVER	2	2	4	0-0	0-0	0	0	0-0
9-14	at Oakland	3	3	6	0-0	0-0	0	0	0-0
9-21	PITTSBURGH	0	1	1	0-0	0-0	2	0	0-0
9-28	at Cleveland	1	2	3	0-0	0-0	1	0	0-0
10-5	at Buffalo	3	3	6	1-8	0-0	0	0	0-0
10-12	—BYE—								
10-19	BALTIMORE	2	4	6	0-0	0-0	0	0	0-0
10-26	SEATTLE	2	4	6	1-4	0-0	0	0	1-2
11-2	at Arizona	5	0	5	1-12	0-0	0	0	0-0
11-9	HOUSTON	0	2	2	0-0	0-0	0	0	0-0
11-16	KANSAS CITY	1	1	2	0-0	0-0	0	0	0-0
11-23	at San Diego	0	0	0	0-0	0-0	0	0	0-0
11-30	at Pittsburgh	6	1	7	2-13	0-0	0	0	1-0
12-7	at Baltimore	3	1	4	1-5	0-0	0	0	0-0
12-14	SAN FRANCISCO	1	0	1	0-0	0-0	0	0	0-0
12-21	at St. Louis	1	1	2	0-0	0-0	0	1	0-0
12-28	CLEVELAND	2	3	5	0-0	0-0	0	0	0-0
TOTALS		32	28	60	6-42	0-0	3	1	2-2

— POSTSEASON —

YEAR	TEAM	G-S	Defense					FR-YDS	Interceptions					Scoring				
			ST	AT	TT	SKS-YDS	PBU	FF	NO	YDS	AVG	LG	TD	TD	IntRt	FRRt	S	PTS
1999	Tennessee	4-0	2	2	4	0-0	0	0	0-0	—	—	—	—	—	—	—	—	—
2000	Tennessee	1-0	0	1	1	0-0	0	0	0-0	—	—	—	—	—	—	—	—	—
2002	Tennessee	2-2	0	3	3	0-0	0	0	0-0	—	—	—	—	—	—	—	—	—
CAREER		7-2	2	6	8	0-0	0	0	0-0	—	—	—	—	—	—	—	—	—

SCORING FIRST PAYS

The Bengals were 5-2 in 2003 when scoring a game's first points. Cincinnati went 3-6 when allowing the opposition to score first.

For the full 2003 season, NFL teams were 178-78 (.695) when scoring first. In 2002, teams scoring first were 165-90-1 (.645).



KEVIN WALTER



83

Ht: 6-3 Wt: 218

College: Eastern Michigan

2nd year in NFL

2003 Games-Starts: 11-0; Career Games-Starts: 11-0

Acquired: PS (Cin.) '03

Born: 8-4-81

Seventh-round choice of N.Y. Giants in 2003 NFL Draft, Walter joined Bengals on waivers late in preseason and played in 11 games, making contributions on offense and special teams ... Holds Eastern Michigan career records for receptions (211), receiving yards (2838) and TD catches (20).

2003 PARTICIPATION: Drafted by N.Y. Giants in seventh round (255th overall) ... Played for Giants in preseason Games 1-3 (no receptions) ... Waived on Aug. 25, and acquired Aug. 26 on waiver claim by Bengals ... Played in Bengals preseason finale, Aug. 29 at Indianapolis ... Waived by Cincinnati on Aug. 31, and signed to Cincinnati practice squad on Sept. 1 ... On practice squad for Games 1-5 ... Signed to Bengals 53-player roster on Oct. 16, and played in Games 6-16.

2003 HIGHLIGHTS: Had 3 receptions for 18 yards and 6 special teams tackles ... Made NFL debut in victory Oct. 19 vs. Baltimore and had 1 special teams tackle ... Saw his first action on offense Nov. 16 vs. Kansas City, filling in while Chad Johnson was temporarily sidelined by cramps ... Had first career reception Nov. 23 at San Diego, a 9-yarder to Chargers' 4-yard line in second quarter, setting up TD score ... Had 1 catch for 5 yards Nov. 30 at Pittsburgh ... On Dec. 7 at Baltimore,

had forced fumble on Chester Taylor on kickoff coverage (Ravens recovered) ... Had 1 catch for 4 yards Dec. 21 at St. Louis ... Tied for team lead with 2 special teams tackles Dec. 28 vs. Cleveland.

COLLEGE: Three-year starter at Eastern Michigan, and was recognized as one of the premier receivers in Mid-American Conference ... Made at least 1 catch in each of his last 34 games ... Earned first-team All-MAC honors as a senior in 2002, shattering school records with 93 receptions (old record was 78) and 1368 yards (old mark was 1031) ... Opened senior season with 12 catches for 78 yards vs. Michigan State, and had career-high 225 yards on 9 catches vs. Akron ... Led team as a junior with 62 catches for 748 yards and 6 TDs ... Caught 55 passes for 721 yards as a sophomore, with all 5 of his TD catches coming in fourth quarter ... Had career-high 14 catches for 199 yards as a sophomore vs. Northern Illinois ... Played in 10 games as a true freshman in 1999, with 1 reception.

PERSONAL: Hometown is Libertyville, Ill., in Chicago metropolitan area ... Attended Libertyville High School, where he lettered three times in football and earned first-team all-state honors as a senior ... General business major at Eastern Michigan ... Full name is Kevin Patrick Walter.

KEVIN WALTER'S STATISTICS

YEAR TEAM	G-S	Receiving						Rushing						Scoring			
		NO	YDS	AVG	LG	TD		ATT	YDS	AVG	LG	TD		TD	TD-R	TD-P	TD-RT
2003 Cincinnati	11-0	3	18	6.0	9	0		—	—	—	—	—		—	—	—	—
CAREER	11-0	3	18	6.0	9	0		—	—	—	—	—		—	—	—	—

YEAR TEAM	Special Teams								Kickoff Returns						Punt Returns					
	ST	AT	TT	FF	YDS	BP	BFG	BXP	NO	YDS	AVG	FC	LG	TD	NO	YDS	AVG	FC	LG	TD
2003 Cincinnati	5	1	6	1	0-0	0	0	0	—	—	—	—	—	—	—	—	—	—	—	—
CAREER	5	1	6	1	0-0	0	0	0	—	—	—	—	—	—	—	—	—	—	—	—

2003 AFC PLAYERS OF THE MONTH

Offense
Sept. QB Peyton Manning, Indianapolis
Oct. QB Steve McNair, Tennessee
Nov. QB Jon Kitna, Cincinnati
Dec. RB Jamal Lewis, Baltimore

Defense
Sept. CB Marcus Coleman, Houston
Oct. CB Patrick Surtain, Miami
Nov. LB Ray Lewis, Baltimore
Dec. LB Mike Vrabel, New England

Special Teams
PR-KR Dante Hall, Kansas City
K Mike Vanderjagt, Indianapolis
K Mike Vanderjagt, Indianapolis
K Mike Vanderjagt, Indianapolis



Ht: 5-11 **Wt:** 192
College: Florida State
5th year in NFL

2003 Games-Starts: 15-14; **Career Games-Starts:** 62-54
Acquired: D1 '00 (4th overall)
Born: 6-19-77

Warrick enjoyed the best of his four pro seasons in 2003, with a long list of career accomplishments ... Posted career highs in receptions (79), receiving yards (819), yards from scrimmage (976) and rushing yards (157) ... Also had career highs for total TDs (8, including 1 on a punt return) and receiving TDs (7) ... Extended to 62 his streak of consecutive games played with at least 1 reception, covering his entire career ... Posted a career high for receptions in a game when he caught 11 (Bengals' season high) Dec. 7 at Baltimore ... Was team's primary punt returner, averaging 10.9 yards on 25 returns ... Frequently cited by coaches for excellent work as a downfield blocker.

FAB FOUR: Warrick's career-high 79 receptions last season pushed him to 253 catches for his career, most ever by a player in his first four Bengals seasons. Other Bengals with more than 200 catches for their first four seasons have been Cris Collinsworth (246), Carl Pickens (239), Darnay Scott (210) and Eddie Brown (208).

2003 PARTICIPATION: Played in 15 games, with 14 starts ... Suffered torn right knee cartilage in Game 14, Dec. 14 vs. San Francisco ... Underwent arthroscopic surgery Dec. 19 and was inactive for Game 15, Dec. 21 at St. Louis ... Did not start Oct. 26 vs. Seattle, as offense opened in two-TE formation.

BIG DAY IN BIG WIN: Warrick was a marquee performer in Cincinnati's most celebrated victory of 2003, a 24-19 home conquest of 9-0 Kansas City on Nov. 16. The Bengals had never previously faced an unbeaten team with as many as nine wins. Warrick had 6 receptions for a career-high 114 yards, including a career-long 77-yarder that put Cincinnati ahead 24-12 in the fourth quarter. His 212 all-purpose yards also were a career high, as he had 87 punt return yards (tying his career best) and 11 yards on a rushing attempt. His punt return total included a 68-yarder for a TD that gave Cincinnati a 17-6 lead early in the fourth quarter.

MORE 2003 HIGHLIGHTS: Warrick's 79 receptions topped his previous high of 70 in 2001 and ranked fifth in Bengals history ... His 819 receiving yards topped his previous high of 667 in 2001, and his 8 total TDs topped his count of 7 scores from his rookie season of 2000 ... Rose to 12th place on team's all-time receptions list (253) ... His 10.9-yard punt return average ranked seventh in AFC ... His 157 rushing yards came on 18 attempts, for an 8.7 avg., and extended his Bengals-best career total by a WR to 341 (Eddie Brown is second at 164) ... His 109-yard day Sept. 14 at Oakland included an 8-yard TD

catch that tied the score at 20-20 late in the fourth quarter ... Led the team in receptions (7) and receiving yards (78) on Oct. 5 at Buffalo, and had a 30-yard punt return to Bills' 20 in fourth quarter, setting up FG for a 16-13 Bengals lead ... In victory Oct. 19 vs. Baltimore, had 4 receptions for 43 yards, including 21-yard TD catch early in fourth quarter to put game out of reach at 34-10 ... Led the team in receptions (4) for 47 yards in victory Oct. 26 vs. Seattle, and led the team in yards from scrimmage (111), as he also had 2 rushes for 64 yards, including a 50-yard run during a 75-yard TD drive that put Cincinnati ahead 14-7 ... Led the team in receptions (7) on Nov. 2 at Arizona, gaining 55 yards, including a 15-yard TD catch from Jon Kitna in second quarter ... Had 5 receptions for 54 yards in Nov. 30 victory at Pittsburgh ... Gained 90 yards on career-high 11 catches Dec. 7 at Baltimore, and scored Bengals' only TD on a 4-yard pass ... Caught 5 passes for 58 yards Dec. 14 vs. San Francisco, including a 31-yard TD that gave Bengals a 21-14 lead in the second quarter.

PREVIOUS SEASONS: 2000—Drafted by Cincinnati in first round (fourth overall) ... Signed June 5 ... Became first player in club history to score TDs receiving, rushing and on a return in the same season ... Rookie was thrust into Bengals' No. 1 receiver role when veteran Darnay Scott suffered broken leg in training camp, and he responded by leading team in receptions (51) and receiving yards (592) ... First rookie to lead team in catches since 1973 (Isaac Curtis & Boobie Clark 45 each), and first to lead in receiving yards since '81 (Cris Collinsworth, 1009) ... Tied Corey Dillon for team lead with 7 TDs (4 receiving, 2 rushing, 1 punt return) ... Averaged 17.6 yards on 7 punt returns, including 82-yarder for TD in victory vs. Jacksonville ... Scored his rushing TDs on a 77-yard run Oct. 22 vs. Denver, and on a 4-yarder Nov. 5 vs. Baltimore on which he lined up under center, took the snap and swept to the right side ... Made his NFL debut Sept. 10 vs. Cleveland and had a season-high 80 receiving yards on 3 catches, including a spectacular one-handed grab of an Akeem Smith pass for a 46-yard gain that was the team's longest passing gain of season ... Scored first NFL touchdown on 9-yard pass from Akeem Smith on Oct. 1 vs. Miami ... Scored on 13-yard pass from Scott Mitchell to tie score in second quarter Nov. 19 at New England, and led team with 7 catches and 79 yards, most catches all season by a Bengals receiver ... Scored team's only TD in Dec. 24 season finale at Philadelphia, on 17-yard pass from Scott Mitchell in fourth quarter ... On Aug. 19, 2000, Warrick scored the first preseason Bengals TD at Paul Brown Stadium — on a 14-yard end-around run with 0:02

left in the first quarter vs. Chicago. **2001**—Played every game, with 14 starts, and his 70 receptions pushed his two-season total to 121, most ever by a Bengal in his first two seasons (topping 116 by Cris Collinsworth in 1981-82) ... Warrick joined Eddie Brown (58 and 53) as the only Bengals with 50 or more catches in each of their first two seasons ... Finished second on team to Darnay Scott in receiving yards (667) ... Shared punt return duties with T.J. Houshmandzadeh, returning 18 for 6.4-yard avg. ... Led team with 7 receptions (for 38 yards) in season-opening victory Sept. 9 vs. New England, and also had 1 rush for 13 yards ... Caught his only TD pass of the season Sept. 30 at San Diego, on a 7-yard connection from Jon Kitna late in the fourth quarter ... Had career highs of 10 catches and 109 yards (both figures since surpassed) Dec. 30 vs. Pittsburgh, including 2 catches for 18 yards on the game-winning drive in overtime. **2002**—Led Bengals in TD catches (6), and ranked second behind Chad Johnson in receptions (53) and receiving yards (606) ... Played in 15 games, missing action for the first time in his career when a bruised lung and chest contusion sidelined him on Dec. 15 vs. Jacksonville ... Led the team in catches and receiving yards in Bengals wins on Nov. 3 at Houston and Dec. 22 vs. New Orleans ... Had 7 catches for 86 yards at Houston, with a 33-yard TD reception that gave Bengals a 24-3 lead in the second quarter ... Against New Orleans, led the team with 7 catches and 71 yards, with a 30-yard TD reception ... On Dec. 8 at Carolina, despite suffering second-quarter chest injury, Warrick had his first 2-TD game as a pro, taking a Jon Kitna swing pass 37 yards for a TD in the first quarter and catching a 3-yarder in the end zone in the second quarter ... Had his first TD catch of season, a 30-yarder from Jon Kitna, as part of a

4-for-54 day Oct. 6 at Indianapolis.

COLLEGE: Set an Atlantic Coast Conference record for receiving yards (3517) during his Florida State career, and posted Seminoles record for TD catches (32) ... Amassed 937 career punt return yards, averaging 13.0 on 72 returns ... Named MVP of the 2000 Sugar Bowl as FSU defeated Virginia Tech 46-29 for the national championship ... Caught 6 passes for 163 yards in Sugar Bowl, including TD catches of 43 and 64 yards, and also scored on a 59-yard punt return and a two-point conversion ... Earned consensus All-America honors as a junior and a senior, catching 61 passes for 1232 yards (20.2 avg.) and 12 TDs as a junior, and 71 passes for 934 yards (13.2) with 8 TDs in nine games as a senior ... Averaged 139.7 all-purpose yards per game as a senior, with a 12.6 avg. on 18 punt returns, including a 75-yard touchdown ... Played in 43 games from 1996-99 ... Redshirted as true freshman in 1995.

PERSONAL: Hometown is Bradenton, Fla. ... Helped lead Bradenton Southeast High School to back-to-back Class 5A state titles, including his senior season as team's starting quarterback ... Earned *Parade* All-America honors and was a member of *Blue Chip Illustrated's* "Dream Team" ... As senior QB, passed for 13 touchdowns and also scored 13 times as a rusher ... State runner-up in the long jump as a junior (23'4") ... Earned B.S. degree in political science from Florida State ... Has two children, Alyric (born 10-4-97) and Peter Jr. (6-14-01) ... Active in community service through the Peter Warrick Foundation ... Favorite hobby is playing basketball ... Offseason residence is Ellenton, Fla. ... Last name is pronounced "WAR-ick."

PETER WARRICK'S STATISTICS

YEAR	TEAM	G-S	Receiving					Rushing					Scoring						
			NO	YDS	AVG	LG	TD	ATT	YDS	AVG	LG	TD	TD	R	TD	P	TD	R	2-PIC
2000	Cincinnati	16-16	51	592	11.6	46	4	16	148	9.3	77	2	7	2	4	*1	0	0	42
2001	Cincinnati	16-14	70	667	9.5	33	1	8	14	1.8	13	0	1	0	1	0	0	0	6
2002	Cincinnati	15-10	53	606	11.4	37	6	8	22	2.8	11	0	6	0	6	0	0	0	36
2003	Cincinnati	15-14	79	819	10.4	77	7	18	157	8.7	50	0	8	0	7	*1	0	0	48
CAREER		62-54	253	2684	10.6	77	18	50	341	6.8	77	2	22	2	18	2	0	132	

* — TD scored on punt return (see below).

		Special Teams								Kickoff Returns						Punt Returns					
YEAR	TEAM	FR-																			
		ST	AT	TT	FF	YDS	BP	BFG	BXP	NO	YDS	AVG	FC	LG	TD	NO	YDS	AVG	FC	LG	TD
2000	Cincinnati	1	0	1	0	0-0	0	0	0	—	—	—	—	—	—	7	123	17.6	1	82	1
2001	Cincinnati	0	0	0	0	0-0	0	0	0	—	—	—	—	—	—	18	116	6.4	10	31	0
2002	Cincinnati	0	0	0	0	0-0	0	0	0	—	—	—	—	—	—	4	14	3.5	0	10	0
2003	Cincinnati	0	0	0	0	0-0	0	0	0	—	—	—	—	—	—	25	273	10.9	8	68	1
CAREER		1	0	1	0	0-0	0	0	0	—	—	—	—	—	—	54	526	9.7	19	82	2

WARRICK'S SINGLE-GAME HIGHS

RECEIVING — Receptions: 11 at Balt. 12-7-03; Yards: 114 vs. K.C. 11-16-03; Long: 77 vs. K.C. 11-16-03 (TD).

RUSHING — Attempts: 3 (3 times); most recently at S.D. 11-23-03; Yards: 90 vs. Den. 10-22-00; Long: 77 vs. Den. 10-22-00 (TD).

PUNT RETURNS — Returns: 4 (twice); most recently vs. K.C. 11-16-03; Yards: 87 (twice); most recently vs. K.C. 11-16-03; Long: 82 vs. Jax. 12-17-00 (TD).

TOUCHDOWNS — Total: 2 (twice); most recently vs. K.C. 11-16-03; Receiving: 2 at Car. 12-8-02; Rushing: 1 (twice); most recently vs. Balt. 11-5-00; Punt Returns: 1 (twice); most recently vs. K.C. 11-16-03.

(continued)

WARRICK'S CAREER GAME-BY-GAME STATISTICS

DATE	OPPONENT	Receiving					Rushing					Punt Returns						
		NO	YDS	AVG	LG	TD	ATT	YDS	AVG	LG	TD	NO	YDS	AVG	FC	LG	TD	
2000																		
9-3	—BYE—																	
9-10	CLEVELAND	3	80	26.7	46	0	1	8	8.0	8	0	0	0	—	0	—	0	
9-17	at Jacksonville	5	75	15.0	28	0	0	0	—	—	0	0	0	—	0	—	0	
9-24	at Baltimore	3	15	5.0	9	0	0	0	—	—	0	0	0	—	0	—	0	
10-1	MIAMI	4	45	11.3	18	1	1	3	3.0	3	0	0	0	—	0	—	0	
10-8	TENNESSEE	1	10	10.0	10	0	0	0	—	—	0	0	0	—	0	—	0	
10-15	at Pittsburgh	4	21	5.3	10	0	2	48	24.0	46	0	1	10	10.0	0	10	0	
10-22	DENVER	1	9	9.0	9	0	3	90	30.0	77½	1	0	0	—	0	—	0	
10-29	at Cleveland	3	25	8.3	10	0	1	1	1.0	1	0	0	0	—	0	—	0	
11-5	BALTIMORE	2	22	11.0	11	0	2	-3	-1.5	4½	1	0	0	—	0	—	0	
11-12	at Dallas	4	36	9.0	15	0	1	-4	-4.0	-4	0	0	0	—	0	—	0	
11-19	at New England	7	79	11.3	22	1	0	0	—	—	0	0	0	—	0	—	0	
11-26	PITTSBURGH	3	25	8.3	11	1	2	-5	-2.5	3	0	1	0	0.0	0	0	0	
12-3	ARIZONA	3	42	14.0	22	0	0	0	—	—	0	0	0	—	0	—	0	
12-10	at Tennessee	2	32	16.0	17	0	0	0	—	—	0	0	0	—	0	—	0	
12-17	JACKSONVILLE	3	38	12.7	25	0	2	4	2.0	3	0	3	87	29.0	1	82½	1	
12-24	at Philadelphia	3	38	12.7	17½	1	1	6	6.0	6	0	2	26	13.0	0	13	0	
2001																		
9-9	NEW ENGLAND	7	38	5.4	9	0	1	13	13.0	13	0	1	4	4.0	0	4	0	
9-23	BALTIMORE	3	17	5.7	7	0	1	7	7.0	7	0	2	0	0.0	1	0	0	
9-30	at San Diego	4	31	7.8	13	1	1	3	3.0	3	0	1	1	1.0	0	1	0	
10-7	at Pittsburgh	4	39	9.8	22	0	0	0	—	—	0	1	8	8.0	1	8	0	
10-14	CLEVELAND	4	73	18.3	33	0	0	0	—	—	0	3	36	12.0	0	31	0	
10-21	CHICAGO	8	84	10.5	27	0	2	2	1.0	6	0	1	9	9.0	0	9	0	
10-28	at Detroit	5	52	10.4	20	0	0	0	—	—	0	3	38	12.7	1	15	0	
11-4	—BYE—																	
11-11	at Jacksonville	5	61	12.2	32	0	1	1	1.0	1	0	0	0	—	3	—	0	
11-18	TENNESSEE	3	29	9.7	21	0	1	-14	-14.0	-14	0	1	2	2.0	0	2	0	
11-25	at Cleveland	1	22	22.0	22	0	0	0	—	—	0	0	0	—	0	—	0	
12-2	TAMPA BAY	5	33	6.6	13	0	0	0	—	—	0	0	0	—	0	—	0	
12-9	JACKSONVILLE	2	11	5.5	7	0	0	0	—	—	0	2	6	3.0	0	4	0	
12-16	at New York Jets	3	28	9.3	16	0	1	2	2.0	2	0	1	12	12.0	0	12	0	
12-23	at Baltimore	1	7	7.0	7	0	0	0	—	—	0	1	0	0.0	1	0	0	
12-30	PITTSBURGH	10	109	10.9	20	0	0	0	—	—	0	0	0	—	1	—	0	
1-6	at Tennessee	5	33	6.6	8	0	0	0	—	—	0	1	0	0.0	2	0	0	
2002																		
9-8	SAN DIEGO	4	35	8.8	12	0	0	0	—	—	0	0	0	—	0	—	0	
9-15	at Cleveland	1	3	3.0	3	0	1	11	11.0	11	0	0	0	—	0	—	0	
9-22	at Atlanta	4	34	8.5	16	0	0	0	—	—	0	0	0	—	0	—	0	
9-29	TAMPA BAY	4	51	12.8	24	0	0	0	—	—	0	2	15	7.5	0	10	0	
10-6	at Indianapolis	4	54	13.5	30½	1	0	0	—	—	0	2	-1	-0.5	0	0	0	
10-13	PITTSBURGH	2	9	4.5	6	0	3	17	5.7	7	0	0	0	—	0	—	0	
10-20	—BYE—																	
10-27	TENNESSEE	2	30	15.0	21	0	1	1	1.0	1	0	0	0	—	0	—	0	
11-3	at Houston	7	86	12.3	33½	1	0	0	—	—	0	0	0	—	0	—	0	
11-10	at Baltimore	5	33	6.6	14	1	0	0	—	—	0	0	0	—	0	—	0	
11-17	CLEVELAND	1	26	26.0	26	0	1	4	4.0	4	0	0	0	—	0	—	0	
11-24	at Pittsburgh	3	47	15.7	36	0	0	0	—	—	0	0	0	—	0	—	0	
12-1	BALTIMORE	3	48	16.0	32	0	1	-11	-11.0	-11	0	0	0	—	0	—	0	
12-8	at Carolina	3	52	17.3	37½	2	0	0	—	—	0	0	0	—	0	—	0	
12-15	JACKSONVILLE	INACTIVE						INACTIVE						INACTIVE				
12-22	NEW ORLEANS	7	71	10.1	30½	1	0	0	—	—	0	0	0	—	0	—	0	
12-29	at Buffalo	3	27	9.0	11	0	1	0	0.0	0	0	0	0	—	0	—	0	
2003																		
9-7	DENVER	4	31	7.8	15	0	2	11	5.5	14	0	2	3	1.5	0	6	0	
9-14	at Oakland	8	109	13.6	30	1	1	2	2.0	2	0	3	56	18.7	1	27	0	
9-21	PITTSBURGH	4	21	5.3	8	1	1	5	5.0	5	0	2	38	19.0	0	31	0	
9-28	at Cleveland	6	41	6.8	12	0	0	0	—	—	0	0	0	—	1	—	0	
10-5	at Buffalo	7	78	11.1	20	0	0	0	—	—	0	4	30	7.5	0	30	0	
10-12	—BYE—																	
10-19	BALTIMORE	4	43	10.8	21½	1	1	3	3.0	3	0	0	0	—	0	—	0	
10-26	SEATTLE	4	47	11.8	27	0	2	64	32.0	50	0	1	0	0.0	0	0	0	
11-2	at Arizona	7	55	7.9	15½	1	2	7	3.5	5	0	1	15	15.0	1	15	0	
11-9	HOUSTON	2	39	19.5	25	0	2	23	11.5	20	0	1	0	0.0	1	1	0	
11-16	KANSAS CITY	6	114	19.0	77½	1	1	11	11.0	11	0	4	87	21.8	2	68½	1	
11-23	at San Diego	2	14	7.0	9	0	3	17	5.7	9	0	1	1	1.0	1	1	0	
11-30	at Pittsburgh	5	54	10.8	19	0	0	0	—	—	0	2	16	8.0	0	7	0	
12-7	at Baltimore	11	90	8.2	22	1	0	0	—	—	0	3	15	5.0	1	9	0	
12-14	SAN FRANCISCO	5	58	11.6	31½	1	2	12	6.0	16	0	1	12	12.0	0	12	0	
12-21	at St. Louis	INACTIVE						INACTIVE						INACTIVE				
12-28	CLEVELAND	4	25	6.3	15	0	1	2	2.0	2	0	0	0	—	0	—	0	
CAREER		253	2684	10.6	77½	18	50	341	6.8	77½	2	54	526	9.7	19	68½	2	



Ht: 6-3 Wt: 218
College: Tennessee
2nd year in NFL

2003 Games-Starts: 16-3; **Career Games-Starts:** 16-3
Acquired: D3 '03 (65th overall)
Born: 8-21-79

Washington stepped into Bengals' No. 3 WR position as a rookie last season, playing all 16 games with three starts ... Ranked fifth on team in catches (22), fourth in receiving yards (299) and fourth in TDs (4) ... Made use of his size to be a rugged blocker ... Exceptionally gifted athlete, he was an all-state QB in high school and played baseball as a shortstop in the Florida Marlins organization before beginning a two-year football stint (2001-02) at Univ. of Tennessee.

2003 PARTICIPATION: Drafted by Bengals in third round (65th overall) ... Signed Aug. 3 ... One of three Bengals rookies to play in every game, joining LB Khalid Abdullah and FB Jeremi Johnson ... Made first NFL start Nov. 23 at San Diego, as offense opened up with three WRs, and also started in three-WR sets on Dec. 7 at Baltimore and Dec. 14 vs. San Francisco.

2003 HIGHLIGHTS: Had 2 catches for 18 yards in NFL debut Sept. 7 vs. Denver ... Caught 2-for-28 on Sept. 28 at Cleveland, converting third-down situations with grabs of 11 and 17 yards on the Bengals drive for eventual winning TD ... Had 3 catches for 42 yards in victory Oct. 26 vs. Seattle, including an 8-yard TD in second quarter that gave Cincinnati a 14-7 lead ... Had season highs of 5 catches and 61 yards on Nov. 23 at San Diego, including a 4-yard TD catch in second quarter to give Bengals a 28-13 halftime lead ... Had 1 catch, a season-long 51-yarder for the game's first TD, in the first quarter Nov. 30 at Pittsburgh ... Had 3 catches for 26 yards Dec. 21 at St. Louis, including a 2-yarder in the second quarter for Bengals only TD of the day.

COLLEGE: Played only one full season at Tennessee, catching 70 passes for 1080 yards and 7 TDs as a 22-year-old freshman in 2001 ... Named to freshman All-

America teams by *The Sporting News* and Football Writers Association ... Was considered a probable first-round NFL draft choice entering his sophomore year of 2002, but he was limited to four games due to injuries ... Missed the first two games in '02 with a knee sprain, and suffered a concussion Oct. 12 at Georgia that sidelined him for the remainder of the season ... Underwent surgery on 11-19-02 to fuse two vertebrae in his neck ... Career totals in college were 93 catches for 1523 yards and 8 TDs ... Entered NFL Draft after his sophomore season.

PRO BASEBALL: Washington was a 10th-round draft pick of the Florida Marlins in 1997 ... Played 295 games over four seasons (1997-2000), playing shortstop from 1997-99 and third base in 2000 ... A right-handed hitter, he batted .213 for his career with 9 HRs and 98 RBI ... Played in 1997 for Marlins' entry in the rookie Gulf Coast League ... Played in '98 for Brevard County of the Florida State League and for Kane County of the Midwest League ... Played in '99 for Marlins' Gulf Coast League rookie team and for Brevard County ... Played in 2000 for Kane County.

PERSONAL: Hometown is Stephens City, Va. ... Attended Sherando High School, where he earned all-state honors in helping football team to state 2A championship game ... Passed for 1887 yards and 20 TDs as a prep senior QB, and had a school-record 9 INTs as a safety on defense ... Despite his high school exploits, he was an undersized prep player (170) pounds and was not recruited out of high school by major college football programs, leading to his decision to sign pro baseball contract in 1997 ... Arts and sciences major at Tennessee ... Off-season residence is Ft. Lauderdale, Fla. ... Off-field pursuits include community service, basketball, video games and jet skiing ... Full name is James Kelley Washington.

KELLEY WASHINGTON'S STATISTICS

YEAR TEAM	G-S	Receiving						Rushing						Scoring					
		NO	YDS	AVG	LG	TD		ATT	YDS	AVG	LG	TD		TD	TD-R	TD-P	TD-R	2-PT	PTS
2003 Cincinnati	16-3	22	299	13.6	51	4		1	5	5.0	5	0		4	0	4	0	0	24
CAREER	16-3	22	299	13.6	51	4		1	5	5.0	5	0		4	0	4	0	0	24

WASHINGTON'S SINGLE-GAME HIGHS

RECEIVING — Receptions: 5 at S.D. 11-23-03; Yards: 61 at S.D. 11-23-03; Long: 51 at Pitt. 11-30-03 (TD); Touchdowns: 1 (4 times); most recently at St.L. 12-21-03.

(continued)

WASHINGTON'S 2003 GAME-BY-GAME STATISTICS

DATE	OPPONENT	Receiving					Rushing				
		NO	YDS	AVG	LG	TD	ATT	YDS	AVG	LG	TD
9-7	DENVER	2	18	9.0	9	0	0	0	—	—	0
9-14	at Oakland	0	0	—	—	0	0	0	—	—	0
9-21	PITTSBURGH	0	0	—	—	0	0	0	—	—	0
9-28	at Cleveland	2	28	14.0	17	0	0	0	—	—	0
10-5	at Buffalo	2	18	9.0	9	0	0	0	—	—	0
10-12	—BYE—										
10-19	BALTIMORE	0	0	—	—	0	0	0	—	—	0
10-26	SEATTLE	3	42	14.0	24	1	0	0	—	—	0
11-2	at Arizona	2	17	8.5	9	0	0	0	—	—	0
11-9	HOUSTON	0	0	—	—	0	0	0	—	—	0
11-16	KANSAS CITY	0	0	—	—	0	0	0	—	—	0
11-23	at San Diego	5	61	12.2	30	1	0	0	—	—	0
11-30	at Pittsburgh	1	51	51.0	51t	1	0	0	—	—	0
12-7	at Baltimore	1	34	34.0	34	0	0	0	—	—	0
12-14	SAN FRANCISCO	0	0	—	—	0	0	0	—	—	0
12-21	at St. Louis	3	26	8.7	12	1	1	5	5.0	5	0
12-28	CLEVELAND	1	4	4.0	4	0	0	0	—	—	0
TOTALS		22	299	13.6	51t	4	1	5	5.0	5	0

HB



KENNY WATSON



33

Ht: 5-11 Wt: 218
College: Penn State
3rd year in NFL

2003 Games-Starts: 8-0; Career Games-Starts: 25-4
Acquired: FA '03
Born: 3-13-78

Watson played in eight Bengals games last season after signing as a free agent ... Saw action on special teams, including kickoff returns ... Enters first Bengals training camp in 2004, looking to regain regular offensive playing time ... Posted 787 scrimmage yards in 2002 for Washington, including a pair of 100-yard rushing games.

2003 RECAP: Spent the 2003 preseason with Washington, and was released in final roster cuts Aug. 31 after posting preseason statistics of 18-for-74 rushing and 5-for-28 receiving ... Signed by Bengals as free agent on Sept. 30 ... Played in eight games (Games 5-10, 12 and 15) ... Inactive for Games 11, 13-14 and 16 ... Averaged 16.1 yards on 7 kickoff returns and had 4 special teams tackles ... Made Bengals debut on special teams Oct. 5 at Buffalo ... Returned 2 kickoffs for an average of 17 yards on Oct. 19 vs. Baltimore ... Had his longest kickoff return, 27 yards, on Nov. 2 at Arizona ... Had a 24-yard kickoff return Nov. 30 at Pittsburgh.

PREVIOUS SEASONS: 2001—Signed with Washington on April 25 as rookie free agent ... Made the season-opening roster and was on inactive list for Games 1-5 ... Waived on Oct. 16, and signed Oct. 18 to Redskins practice squad ... Did not earn an accrued year of experience toward NFL free agency. **2002**—Played in every Redskins game, and started Games 8-9 and 15-16 for injured Stephen Davis ... Finished second on the team in rushing with 116 carries for 534 yards (4.6 avg.) and 1 TD ... Also had 32 pass receptions for 253 yards (7.9), including a TD on a 62-yard catch-and-run from Patrick

Ramsey on Oct. 13 vs. New Orleans ... Averaged 21.6 yards on 23 kickoff returns and had 9 special teams tackles ... Made his first start in victory Nov. 3 at Seattle and rushed for 110 yards on 23 carries with 4 receptions for 42 yards ... Rushed 14-for-52 in start Nov. 10 at Jacksonville, with 5 catches for 28 yards ... Returned to starting lineup for season's final two games, again due to injury to Stephen Davis ... Rushed for 110 yards on 20 carries in victory Dec. 22 vs. Houston ... Closed season in victory Dec. 29 vs. Dallas with 58 rushing yards on 17 carries, including 5-yard TD run for the game's first score ... Made his NFL playing debut Sept. 8 vs. Arizona with 1 rush for 5 yards and 3 catches for 22 yards ... Entered the lineup for the injured Davis on Oct. 27 vs. Indianapolis and aided the victory with 15 rushes for 67 yards.

COLLEGE: Primary position at Penn State was wide receiver ... Had 16 catches for 275 yards and 1 TD his senior season (2000), adding 7 rushes for 31 yards ... Recorded 724 all-purpose yards as a junior, leading team with 22 KOR for an average of 23.7 yards, second-best in Big Ten ... Medical redshirt in 1998, due to a back injury ... Played primarily as a kickoff returner from 1996-97.

PERSONAL: Hometown and offseason residence is Harrisburg, Pa. ... Attended Harrisburg High School ... Holds Bachelor of Arts degree from Penn State ... Has been active with community service through the Boys & Girls Clubs, and has sponsored aid to children through Toys for Tots and the C.A.R.E.S program for autism ... Single ... Hobbies include traveling, bowling, movies and golf.

VETERANS

KENNY WATSON'S STATISTICS

YEAR	TEAM	G-S	Rushing					Receiving					Scoring					
			ATT	YDS	AVG	LG	TD	NO	YDS	AVG	LG	TD	TD	TD-R	TD-P	TD-RT	2-PIC	PTS
2001	Washington	0-0	DID NOT PLAY*					DID NOT PLAY*					DID NOT PLAY*					
2002	Washington	16-4	116	534	4.6	24	1	32	253	7.9	62t	1	2	1	1	0	0	12
2003	Cincinnati	8-0	0	0	—	—	0	0	0	—	—	0	0	0	0	0	0	0
CAREER		25-4	116	534	4.6	24	1	32	253	7.9	62t	1	2	1	1	0	0	12

YEAR	TEAM	Special Teams								Kickoff Returns						Punt Returns					
		ST	AT	TT	FF	FR-YDS	BP	BFG	BXP	NO	YDS	AVG	FC	LG	TD	NO	YDS	AVG	FC	LG	TD
2002	Washington	7	2	9	0	0-0	0	0	0	23	496	21.6	0	28	0	—	—	—	—	—	—
2003	Cincinnati	4	0	4	0	0-0	0	0	0	7	113	16.1	0	27	0	—	—	—	—	—	—
CAREER		11	2	13	0	0-0	0	0	0	30	609	20.3	0	28	0	—	—	—	—	—	—

*NOTE: Watson was inactive for five games with Washington in 2001.

WATSON'S SINGLE-GAME HIGHS

RUSHING — Attempts: 23 at Sea. 11-3-02 (for Wash.); Yards: 110 (twice); most recently vs. Hou. 12-22-02 (for Wash.); Long: 24 at Tenn. 10-6-02 (for Wash.); Touchdowns: 1 vs. Dall. 12-29-02 (for Wash.).

RECEIVING — Receptions: 5 at Jax. 11-10-02 (for Wash.); Yards: 74 vs. N.O. 10-13-02 (for Wash.); Long: 62 vs. N.O. 10-13-02 (TD) (for Wash.); Touchdowns: 1 vs. N.O. 10-13-02 (for Wash.).

KICKOFF RETURNS — Returns: 4 at Phil. 12-15-02 (for Wash.); Yards: 90 at Phil. 12-15-02 (for Wash.); Long: 28 vs. Ariz. 9-8-02 (for Wash.).

CB



DENNIS WEATHERSBY



23

Ht: 6-1 Wt: 204

College: Oregon State

2nd year in NFL

2003 Games-Starts: 4-0; Career Games-Starts: 4-0

Acquired: D4a '03 (98th overall)

Born: 6-16-80

First of Bengals' two fourth-round choices in the 2003 NFL Draft faces a year of rehab in 2004, recovering from a head injury he suffered in an auto accident in Greater Cincinnati on 4-12-04 ... Full recovery is forecast, but Weathersby has been advised it will be 2005 before he can resume active football status ... His Bengals roster status, with anticipated move to a reserve list, will be addressed during '04 training camp ... Saw action in four games as a rookie last season, and remains a highly promising prospect due to excellent combination of speed and size ... Was projected as possible first-round choice in 2003 Draft, but his position was clouded on 4-20-03, just a week before the Draft, when he was seriously injured as the innocent victim of a drive-by shooting near his home in Duarte, Calif.

2003 RECAP: Drafted by Bengals in fourth round (98th overall) ... Did not participate in Bengals minicamps, as he was not medically cleared following 4-20-03 incident (described above) ... Signed on July 27 ... Played in all four preseason games, with 7 tackles (6 solo) and 3 passes defended, but was slowed entering regular season by sore shoulder ... Played in Games 9-11 and 13 (no statistics) ... Made his NFL debut on

Nov. 9 vs. Houston, seeing action on special teams.

COLLEGE: Mainstay player for four years for Oregon State program whose three bowl appearances included Fiesta Bowl conquest of Notre Dame for a No. 4 national ranking in 2000 ... Played 48 games over the 1999-2002 seasons and made 45 starts, usually assigned to opponent's top receiver ... Had 5 career INTs, and his 57 passes defended topped former school record of 44 ... Started 10 games as a sophomore for 2000 OSU team that finished 11-1.

PERSONAL: Born in Glendora, Calif., but grew up in Duarte, Calif. ... Attended Duarte High School, where he was a two-way starter in football as a senior WR and CB, earning all-region honors at both positions ... Also a two-year starter in prep basketball ... A liberal studies major at Oregon State, he was a four-time selection to the Pac-10 All-Academic team ... Honored at Pac-10 banquet as Oregon State's 2002 male athlete of the year, based on combined academic and athletic achievements ... In 2000, he was the only football player in Pac-10 named to coaches' all-conference team and while also earning first-team academic honors.

DENNIS WEATHERSBY'S STATISTICS

		Defense							Interceptions					Scoring					
YEAR	TEAM	G-S	ST	AT	TT	SKS-YDS	PBU	FF	FR-YDS	NO	YDS	AVG	LG	TD	TD	IntRt	FRRI	S	PTS
2003	Cincinnati	4-0	0	0	0	0-0	0	0	0-0	—	—	—	—	—	—	—	—	—	—
CAREER		4-0	0	0	0	0-0	0	0	0-0	—	—	—	—	—	—	—	—	—	—

MLB



NATE WEBSTER

Ht: 6-0 Wt: 235

College: Miami (Fla.)

5th year in NFL

2003 Games-Starts: 15-5 (T.B.); Career Games-Starts: 63-6

Acquired: UFA (T.B.) '04

Born: 11-29-77



52

An aggressive defender with excellent speed, Webster signed with Cincinnati as an unrestricted free agent on 3-4-04 ... Missed only one game in four previous seasons with Tampa Bay, and last season he had 10 or more tackles in four of his five starts ... Played in every game for the Bucs' 2002 Super Bowl winners ... Has five career postseason appearances.

2003 PARTICIPATION: Played 15 games for Tampa Bay, with five starts at MLB ... Started Games 1-5, replacing injured Shelton Quarles ... Missed a game for the first time in his career on Nov. 24 vs. N.Y. Giants, due to left toe injury.

2003 HIGHLIGHTS: Finished seventh on team with career-high 66 tackles (40 solo), with 1 sack and 1 fumble recovery ... Made his second career start Sept. 8 at Philadelphia, leading a 17-0 shutout win with team-high 10 tackles and a fumble recovery ... Led team Sept. 14 vs. Carolina with career-high 15 tackles ... Had his first career sack Sept. 21 at Atlanta, dropping Doug Johnson for 9-yard loss ... Had 10 tackles in each of his last two starts, on Oct. 6 vs. Indianapolis and Oct. 12 at Washington.

PREVIOUS SEASONS: 2000—Entered NFL Draft following his junior season at Miami (Fla.), and was selected by Tampa Bay in third round (90th overall) ... Played in all 16 regular-season games and one playoff contest, finishing with 32 regular-season tackles ... Made NFL debut Sept. 3 at New England, playing primarily on special teams ... Had 3 tackles Oct. 1 at Washington after replacing injured starting MLB Jamie Duncan, and had 6 tackles the following week, Oct. 9 at Minnesota ... Had 4 tackles and shared a sack in Wild Card playoff loss Dec. 31 at Philadelphia. **2001**—Played in all 16 games with one start, and saw action in Wild Card playoff loss Jan. 12 at Philadelphia ... Ranked 10th on the team with 53 tackles and added 4 passes defended and 9 special teams tackles ... Had 1 tackle and 2 crucial passes defended in season-opening victory Sept. 9 at Dallas ... Had 9 tackles

Oct. 14 at Tennessee ... Had 4 tackles and a special teams stop Dec. 2 at Cincinnati ... Tied his season high with 9 tackles in first career start, Jan. 6 vs. Philadelphia. **2002**—Played in all 16 regular-season games and all three playoff games as Bucs captured NFL championship ... Finished with 33 tackles in regular season, and ranked fourth in special teams tackles (16) ... Had 2 tackles and 3 special teams stops Sept. 15 at Baltimore ... Had 3 tackles at LB and 2 on special teams Sept. 29 at Cincinnati ... Posted a season-high 7 tackles and a special teams stop in win Dec. 8 vs. Atlanta ... Had 1 tackle and 3 special teams stops in NFC Divisional Playoff Jan. 12 vs. San Francisco ... Recorded a pass defended in NFC Championship Game on Jan. 19 at Philadelphia ... Had 2 tackles and 1 special teams stop in Super Bowl XXXVII on Jan. 26 vs. Oakland.

COLLEGE: Two-time All-Big East selection who amassed 301 tackles (178 solo), 14 tackles-for-losses and 7 sacks in just 22 starts ... Recorded consecutive 100-tackle campaigns his sophomore and junior seasons ... Entered the draft after his junior campaign ... Named to *Associated Press* All-America second-team as a junior after leading the Hurricanes with 150 tackles (92 solo) and 19 tackles-for-losses ... Named a semifinalist for the Bronco Nagurski Award, given to the nation's best overall defensive player ... Missed his last four games as a sophomore, due to elbow injury.

PERSONAL: Hometown is Miami, Fla. ... Lettered four years in football at Northwestern High School, helping lead team to a state Division 6A title and winning *Parade* first-team All-America honors as a senior ... Has three children: daughter Nia and sons Nate III and Nate IV ... Active in community service in the Tampa Bay area, he distributed Thanksgiving dinners to Boys and Girls Club members and participated in annual beach volleyball tournament benefiting the Make-A-Wish Foundation ... Enjoys playing baseball and wrestling ... Full name is Nathaniel Webster Jr.

(continued)

NATE WEBSTER'S STATISTICS

YEAR	TEAM	G-S	Defense						Interceptions					Scoring				
			ST	AT	TT	SKS-YDS	PBU	FF	FR-YDS	NO	YDS	AVG	LG	TD	TD	IntRt	FRRt	S PTS
2000	Tampa Bay	16-0	18	14	32	0-0	1	0	0-0	—	—	—	—	—	—	—	—	—
2001	Tampa Bay	16-1	34	19	53	0-0	4	0	0-0	—	—	—	—	—	—	—	—	—
2002	Tampa Bay	16-0	23	10	33	0-0	0	0	0-0	—	—	—	—	—	—	—	—	—
2003	Tampa Bay	15-5	40	26	66	1-9	0	0	1-0	—	—	—	—	—	—	—	—	—
CAREER		63-6	115	69	184	1-9	5	0	1-0	—	—	—	—	—	—	—	—	—

YEAR	TEAM	Special Teams								Kickoff Returns					Punt Returns				
		ST	AT	TT	FF	YDS	BP	BFG	BXP	NO	YDS	AVG	FC	LG	TD	NO	YDS	AVG	FC
2000	Tampa Bay	2	0	2	0	0-0	1	0	0	—	—	—	—	—	—	—	—	—	—
2001	Tampa Bay	6	3	9	0	0-0	0	0	0	—	—	—	—	—	—	—	—	—	—
2002	Tampa Bay	12	4	16	0	0-0	0	0	0	—	—	—	—	—	—	—	—	—	—
2003	Tampa Bay	1	1	2	0	0-0	0	0	0	—	—	—	—	—	—	—	—	—	—
CAREER		21	8	29	0	0-0	1	0	0	—	—	—	—	—	—	—	—	—	—

WEBSTER'S 2003 GAME-BY-GAME DEFENSIVE STATISTICS (FOR TAMPA BAY)

DATE	OPPONENT	ST	AT	TT	SKS-YDS	INT-YDS	PBU	FF	FR-YDS
9-8	at Philadelphia	8	2	10	0-0	0-0	0	0	1-0
9-14	CAROLINA	7	8	15	0-0	0-0	0	0	0-0
9-21	at Atlanta	4	3	7	1-9	0-0	0	0	0-0
9-28	—BYE—								
10-6	INDIANAPOLIS	5	5	10	0-0	0-0	0	0	0-0
10-12	at Washington	6	4	10	0-0	0-0	0	0	0-0
10-19	at San Francisco	2	2	4	0-0	0-0	0	0	0-0
10-26	DALLAS	1	1	2	0-0	0-0	0	0	0-0
11-2	NEW ORLEANS	3	0	3	0-0	0-0	0	0	0-0
11-9	at Carolina	0	0	0	0-0	0-0	0	0	0-0
11-16	GREEN BAY	1	0	1	0-0	0-0	0	0	0-0
11-24	N.Y. GIANTS				INACTIVE				
11-30	at Jacksonville	0	0	0	0-0	0-0	0	0	0-0
12-7	at New Orleans	0	0	0	0-0	0-0	0	0	0-0
12-14	HOUSTON	0	0	0	0-0	0-0	0	0	0-0
12-20	ATLANTA	1	1	2	0-0	0-0	0	0	0-0
12-28	at Tennessee	2	0	2	0-0	0-0	0	0	0-0
TOTALS		40	26	66	1-9	0-0	0	0	1-0

POSTSEASON

YEAR	TEAM	G-S	Defense						Interceptions					Scoring				
			ST	AT	TT	SKS-YDS	PBU	FF	FR-YDS	NO	YDS	AVG	LG	TD	TD	IntRt	FRRt	S PTS
2000	Tampa Bay	1-0	3	1	4	0.5-0	0	0	0-0	—	—	—	—	—	—	—	—	—
2001	Tampa Bay	1-0	0	0	0	0-0	0	0	0-0	—	—	—	—	—	—	—	—	—
2002	Tampa Bay	3-0	3	0	3	0-0	1	0	0-0	—	—	—	—	—	—	—	—	—
CAREER		5-0	6	1	7	0.5-0	1	0	0-0	—	—	—	—	—	—	—	—	—

ADDITIONAL POSTSEASON STATISTICS: 4 special teams tackles (1 solo) for Tampa Bay in the 2002 postseason.

GRAHAM HITS NEW ACCURACY HIGH


Bengals K **Shayne Graham**, acquired on waivers from Carolina the week of the 2003 regular-season opener, finished '03 with a franchise-record 88.0 accuracy percentage on field goals.

Graham made good on 22 of 25 attempts. He broke the accuracy percentage mark of 84.8 that **Doug Pelfrey** had set in 1994. Pelfrey was 28-for-33.

One of Graham's misses was a 54-yarder at Buffalo that had the distance but was wide left, and another was a 52-yarder vs. Cleveland that hit the left upright. His third miss was from 48 yards. His longest made field goal also was a 48-yarder.

Though Graham made six fewer field goals than Pelfrey did in '94, he had more than enough attempts to meet the minimum for qualifying for a record. The standard for Bengals records and NFL records is 1.25 attempts per games in a season, which is 20 for a 16-game campaign.

G



BOBBIE WILLIAMS



63

Ht: 6-4 Wt: 330
College: Arkansas
5th year in NFL

2003 Games-Starts: 16-11 (Phil.); Career Games-Starts: 33-12
Acquired: UFA (Phil.) '04
Born: 9-25-76

Powerful interior lineman entering what should be the prime years of his career, Williams signed with the Bengals as an unrestricted free agent on 3-26-04. ... Assumed a starting role last season during Philadelphia's drive to the NFC East title and the NFC Championship game. ... Has four career postseason appearances, with two starts.

2003 PARTICIPATION: Played in all 16 Eagles games for second straight season. ... Started at RG in Games 5 and 7-16, and also started at RG in both Philadelphia postseason games. ... Took over starting RG job after Jermaine Mayberry was lost for season with elbow injury.

2003 HIGHLIGHTS: Williams' run-blocking contributed to Eagles' No. 9 NFL rank in rushing yards (125.9 per game). ... Eagles scored at least one rushing TD in each of his 10 starts. ... Key performer in pass protection as team allowed only 1.9 sacks per game in the second half of the season. ... Contributed to line performance of no sacks allowed as Eagles completed 24-of-34 passes for 249 yards in victory Dec. 27 at Washington that clinched NFC East title and first-round playoff bye.

PREVIOUS SEASONS: 2000—Drafted by Philadelphia in second round (61st overall). ... Signed July 17. ... Inactive for all regular season and postseason games while making the transition from college OT to NFL guard.
2001—Inactive for Games 1-15. ... Made NFL debut as the starting RG as Eagles won season finale Jan. 6 at Tampa Bay. ... Inactive for all three postseason games.
2002—Played in all 16 games and both playoff contests

on the FG and PAT teams.

COLLEGE: Started at OT for the last 35 games of his career at Arkansas. ... As a senior, earned second-team All-Southeastern Conference honors, playing on a line that led the SEC in fewest sacks allowed (14), while helping the offense amass 4067 total yards.

PERSONAL: Hometown is Jefferson, Texas. ... Attended Jefferson High School, where he earned East Texas Lineman of the Year honors as a senior. ... Earned all-district honors as a prep basketball player, and also lettered in track. ... Majored in vocational education at Arkansas.

BOBBIE WILLIAMS' STATISTICS

YEAR	TEAM	GAMES	STARTS
2000	Philadelphia	DID NOT PLAY*
2001	Philadelphia	1
2002	Philadelphia	0
2003	Philadelphia	11
CAREER		33	12

POSTSEASON

YEAR	TEAM	GAMES	STARTS
2000	Philadelphia	DID NOT PLAY*
2001	Philadelphia	DID NOT PLAY*
2002	Philadelphia	0
2003	Philadelphia	2
CAREER		4	2

*NOTE: Williams was inactive for 16 regular-season games and two postseason games with Philadelphia in 2000. He was inactive for three postseason games with the Eagles in 2001.

DT



TONY WILLIAMS



94

Ht: 6-2 Wt: 296
College: Memphis
8th year in NFL

2003 Games-Starts: 16-16; Career Games-Starts: 95-81
Acquired: UFA (Minn.) '01
Born: 7-9-75

Battle-tested NFL veteran returns for his fourth Bengals season in 2004. ... Has started the last 41 games for Bengals at RDT. ... Had 61 tackles (32 solo) last season, including 2 sacks for 9 yards plus 1 forced fumble and 1 fumble recovery. ... Has played in eight postseason games, seven as a starter.

2003 PARTICIPATION: Started every game for the

second straight season. ... Extended to 41 his streak of consecutive starts at RDT, dating back to last nine games of 2001.

2003 HIGHLIGHTS: Had season-high 12 tackles (8 solo) Sept. 21 vs. Pittsburgh, including 2-yard sack against Tommy Maddox in fourth quarter. ... Had 6 tackles (5 solo) and a sack in victory Sept. 28 at Cleveland. ...

Sack at Cleveland dropped Tim Couch for 7-yard loss to Browns' 38-yard line midway through fourth quarter, helping stop Cleveland drive as Bengals protected 21-14 lead ... Had 6 tackles (2 solo) on Oct. 5 at Buffalo, including stop of RB Travis Henry for 5-yard loss on Bills' first scrimmage play ... Had 4 tackles (1 solo) on Oct. 26 vs. Seattle ... Had 3 tackles (2 solo) Nov. 2 at Arizona, and recovered a fumble at the Cardinals' 40 in first quarter, returning minus-1 yards to Cardinals' 41, setting up Bengals TD drive that tied the game at 7-7 ... Had 5 tackles (3 solo) Dec. 14 vs. San Francisco, plus a forced fumble on the first possession of the game as he dropped Kevan Barlow for a 1-yard loss, prying away the ball for a recovery by LB Brian Simmons at the Cincinnati 16.

PREVIOUS SEASONS: 1997—Drafted by Minnesota in fifth round (151st overall) ... Saw action as a rookie in only six regular season games, but moved into starting lineup for final two games and also started both Vikings playoff games ... Made NFL playing debut Aug. 31 at Buffalo ... Made first start Dec. 14 vs. Detroit and posted 5 tackles and a tackle-for-loss ... Recorded 8 tackles in start Dec. 21 vs. Indianapolis ... Started at nose tackle for playoff win Dec. 27 at N.Y. Giants, recording 5 tackles, 4 tackles for a loss, and a forced fumble ... Also started in playoff loss on Jan. 3 at San Francisco ... Inactive for Games 5 through 14 of regular season. **1998**—Started the last nine games of the season for Minnesota, including two playoff games ... Had 19 QB hurries ... Second among Viking defensive linemen with 9 tackles-for-loss ... Recorded first NFL sack in season opener Sept. 6 vs. Tampa Bay, taking down Trent Dilfer ... Had season-high 5 QB hurries in two games, Sept. 13 at St. Louis and Oct. 18 vs. Washington ... Inactive due to groin injury Oct. 25 at Detroit and Nov. 1 at Tampa Bay ... Had season-high 7 tackles, including 4 solos, Nov. 15 vs. Bengals ... Had first fumble recovery of his career Nov. 22 vs. Green Bay when he grabbed a Brett Favre fumble in the first quarter of a 28-14 Viking win ... Tied for team lead among defensive linemen with 7 postseason tackles ... Notched 4 tackles and 3 quarterback hurries in Divisional playoff win Jan. 10 vs. Arizona ... Sacked Chris Chandler in NFC Championship game Jan. 17 vs. Atlanta. **1999**—Played in every game for first time in his career and made 12 starts ... Played in two postseason games with one start ... Led Vikings defensive linemen with 53 tackles, a career high ... Notched career-high 5 sacks (a total later matched) ... Recorded sacks Sept. 19 vs. Oakland, Oct. 3 vs. Tampa Bay, Oct. 17 at Detroit, Oct. 31 at Denver and Dec. 20 vs. Green Bay ... Led the line with 6 postseason tackles ... Had season-high 7 tackles Dec. 12 at Kansas City ... Did not start in Divisional playoff Jan. 16 at St. Louis, but led defensive line with 4 tackles and added a QB hurry. **2000**—Started 13 regular-season games and both postseason games for Minnesota ... Led Vikings interior linemen in sacks (4) ... Played 14 games with 13 starts ... Started Games 1-2 and 4-15 ... Inactive for Game 3, Sept. 17 at New England, due to groin injury ... Had 43 tackles (21 solo) in regular season, including 6 tackles-for-loss and 4 sacks ... Sacked Charlie Batch and had a tackle-for-

loss in victory Oct. 1 at Detroit ... Had 4 tackles (1 TFL) in Monday night win Oct. 9 vs. Tampa Bay ... Had 5 tackles, including a sack of Jake Plummer, in win Nov. 12 vs. Arizona ... Posted 5 tackles, including a sack, Nov. 19 vs. Carolina ... Led line with 4 tackles and added 2 QB hurries in Thanksgiving Day win Nov. 23 at Dallas ... Had 5 tackles, including a sack, Dec. 17 vs. Green Bay ... Posted 1 tackle and 1 QB hurry in Divisional Playoff win on Jan. 6 vs. New Orleans ... Had 6 tackles (3 solo) in NFC Championship game at N.Y. Giants on Jan. 14. **2001**—Signed with Bengals March 6 as unrestricted free agent ... Started at RDT in Games 1-4 and 8-16 ... Missed Games 5-7 due to right foot sprain suffered in Game 4, Oct. 7 at Pittsburgh ... Tied his career high in sacks (5) ... Tied for team lead with 2 fumble recoveries ... Totaled 46 tackles (27 solo) ... Made 2 solo tackles Nov. 18 vs. Tennessee and pressured Steve McNair, causing him to throw an errant pass which was intercepted by Artrell Hawkins in first quarter ... Also vs. Tennessee, recovered an Eddie George fumble forced by Hawkins in the fourth quarter at the Tennessee 47-yard line ... Recorded a season high with a line-leading 11 tackles Nov. 25 at Cleveland, including 2 sacks of Tim Couch and a fumble recovery; recovered RB Ben Gay's fumble at Bengals' 18-yard line in first quarter ... Recorded 4 tackles (3 solo) Dec. 9 against Jacksonville, including 2 sacks of Mark Brunell for a combined 6 yards ... His 2 sacks vs. Jacksonville contributed to team-record tying 8 sacks by the defense ... Notched his fifth sack of season Dec. 23 at Baltimore, dropping Elvis Grbac for 6-yard loss in third quarter on a third down, forcing a punt. **2002**—Started 16 games for first time in his career ... His 5 sacks tied the career high he had set for Minnesota in 1999 and previously accomplished for the Bengals in 2001 ... Finished second on Bengals line in tackles (43) ... Had 2 tackles Sept. 15 at Cleveland, including 8-yard sack against Kelly Holcomb in fourth quarter ... Had 3 tackles Sept. 29 vs. Tampa Bay, including 10-yard sack against Brad Johnson that pushed the Bucs out of field goal range in second quarter ... On Oct. 13 vs. Pittsburgh, his 3 tackles included 10-yard sack of Tommy Maddox ... Had 2 tackles (both solo) Nov. 24 at Pittsburgh, including his fourth sack, as he dropped Kordell Stewart for a 1-yard loss ... Had 2 tackles (both solo) Dec. 1 vs. Baltimore, including fifth sack of the season, on Jeff Blake for a 5-yard loss ... Tied for line lead with 5 tackles Dec. 8 at Carolina

COLLEGE: Started final 26 games at Memphis ... Played in 43 of 44 games between 1993-96 ... Second-team All-Conference USA in 1996 ... Named to Liberty Bowl Alliance All-Star Team in 1995 ... Second-team All-Conference USA in '95 ... Team's Defensive Lineman of the Year in '95.

PERSONAL: Hometown is Memphis, Tenn. ... Attended Oakhaven High School in Memphis for three years before transferring to Germantown High ... Married (wife Cherylyn), with a son, Tony Christopher (born 5-7-96) and a daughter, Kailyn Renee (1-21-99) ... Plays the clarinet ... Full name is Tony Demetric Williams.

TONY WILLIAMS' STATISTICS

YEAR	TEAM	G-S	ST	AT	TT	Defense				Interceptions					Scoring			
						SKS-YDS	PBU	FF	FR-YDS	NO	YDS	AVG	LG	TD	TD	IntRt	FRRt	S PTS
1997	Minnesota	6-2	8	11	19	0-0	0	0	0-0	—	—	—	—	—	—	—	—	—
1998	Minnesota	14-9	32	12	44	1-9	0	0	1-6	—	—	—	—	—	—	—	—	—
1999	Minnesota	16-12	30	23	53	5-34	0	1	1-0	—	—	—	—	—	—	—	—	—
2000	Minnesota	14-13	21	22	43	4-22	0	0	0-0	—	—	—	—	—	—	—	—	—
2001	Cincinnati	13-13	27	19	46	5-25	0	0	2-0	—	—	—	—	—	—	—	—	—
2002	Cincinnati	16-16	32	11	43	5-34	0	0	0-0	—	—	—	—	—	—	—	—	—
2003	Cincinnati	16-16	32	29	61	2-9	0	1	1-(-1)	—	—	—	—	—	—	—	—	—
MINN. TOTALS		50-36	91	68	159	10-65	0	1	2-6	—	—	—	—	—	—	—	—	—
CIN. TOTALS		45-45	91	59	150	12-68	0	1	3-(-1)	—	—	—	—	—	—	—	—	—
CAREER		95-81	182	127	309	22-133	0	2	5-5	—	—	—	—	—	—	—	—	—

TONY WILLIAMS' 2003 GAME-BY-GAME DEFENSIVE STATISTICS

DATE	OPPONENT	ST	AT	TT	SKS-YDS	INT-YDS	PBU	FF	FR-YDS
9-7	DENVER	2	1	3	0-0	0-0	0	0	0-0
9-14	at Oakland	3	1	4	0-0	0-0	0	0	0-0
9-21	PITTSBURGH	8	4	12	1-2	0-0	0	0	0-0
9-28	at Cleveland	5	1	6	1-7	0-0	0	0	0-0
10-5	at Buffalo	2	4	6	0-0	0-0	0	0	0-0
10-12	—BYE—								
10-19	BALTIMORE	0	1	1	0-0	0-0	0	0	0-0
10-26	SEATTLE	1	3	4	0-0	0-0	0	0	0-0
11-2	at Arizona	2	1	3	0-0	0-0	0	0	1-(-1)
11-9	HOUSTON	0	3	3	0-0	0-0	0	0	0-0
11-16	KANSAS CITY	1	2	3	0-0	0-0	0	0	0-0
11-23	at San Diego	1	0	1	0-0	0-0	0	0	0-0
11-30	at Pittsburgh	0	3	3	0-0	0-0	0	0	0-0
12-7	at Baltimore	2	1	3	0-0	0-0	0	0	0-0
12-14	SAN FRANCISCO	3	2	5	0-0	0-0	0	1	0-0
12-21	at St. Louis	1	1	2	0-0	0-0	0	0	0-0
12-28	CLEVELAND	1	1	2	0-0	0-0	0	0	0-0
TOTALS		32	29	61	2-9	0-0	0	1	1-(-1)

POSTSEASON

YEAR	TEAM	G-S	ST	AT	TT	Defense				Interceptions					Scoring			
						SKS-YDS	PBU	FF	FR-YDS	NO	YDS	AVG	LG	TD	TD	IntRt	FRRt	S PTS
1997	Minnesota	2-2	6	6	12	0-0	0	1	0-0	—	—	—	—	—	—	—	—	—
1998	Minnesota	2-2	6	1	7	1-4	0	0	0-0	—	—	—	—	—	—	—	—	—
1999	Minnesota	2-1	2	4	6	0-0	0	0	0-0	—	—	—	—	—	—	—	—	—
2000	Minnesota	2-2	3	4	7	0-0	0	0	0-0	—	—	—	—	—	—	—	—	—
CAREER		8-7	17	15	32	1-4	0	1	0-0	—	—	—	—	—	—	—	—	—

BENGALS' HOTELS ON THE ROAD

2004 PRESEASON

Tampa Bay	Grand Hyatt Tampa Bay	Atlanta	Grand Hyatt Atlanta
(Game: Sat., Aug. 14)	(813) 874-1234	(Game: Sat., Aug. 28)	(404) 365-8100

2004 REGULAR SEASON

N.Y. Jets	Hyatt Regency Jersey City	Washington	Capital Hilton
(Game: Sun., Sept. 12)	(201) 469-1234	(Game: Sun., Nov. 14)	(202) 393-1000
Pittsburgh	Omni William Penn	Baltimore	Marriott Inner Harbor
(Game: Sun., Oct. 3)	(412) 281-7100	(Game: Sun., Dec. 5)	(410) 962-0202
Cleveland	Cleveland Marriott Downtown	New England	Marriott Providence
(Game: Sun., Oct. 17)	(216) 696-9200	(Game: Sun., Dec. 12)	(401) 272-2400
Tennessee	Renaissance Nashville Hotel	Philadelphia	Marriott Philadelphia Downtown
(Game: Sun., Oct. 31)	(615) 255-8400	(Game: Sun., Jan. 2)	(215) 625-2900

WR



ADAM ZIESEL



16

Ht: 6-2 Wt: 194

College: Missouri Western

1st year in NFL*

2003 Games-Starts: 0-0; Career Games-Starts: 0-0

Acquired: FA '04

Born: 4-16-81

A rookie free agent released in Bengals' 2003 training camp, Ziesel rejoined the team as a free agent signer on 12-29-03.

2003 RECAP: Signed with Bengals as a rookie free agent on May 2 ... Played in the first two preseason games, with 2 catches for 18 yards and 1 special teams tackle ... Waived on Aug. 18 ... Signed Dec. 29 to Bengals 2004 offseason roster.

COLLEGE: Lettered for four years at NCAA Division II Missouri Western, and led the team in receiving each of his final two seasons ... Scored 20 touchdowns in his last 21 games ... As a senior in 2002, he led the team in TDs (11) as well as receptions (58) and receiving yards (810)

... Caught 54 passes for 867 yards with 9 touchdowns as a junior.

PERSONAL: Hometown is St. Joseph, Mo., where Missouri Western is located ... Lettered as a WR and DB at Benton High School ... Holds Bachelor of Science degree in business administration from Missouri Western ... Hobbies include golf and basketball ... Offseason residence is Eden Prairie, Minn. ... Married (wife Katie) ... Last name is pronounced "ZEE-sull."

* — Ziesel did not earn an accrued year of experience toward NFL free agency in 2003 because he was not on an NFL 53-player roster, a Reserve/Injured list, a Reserve/Physically Unable to Perform list or a Reserve/Non-Football Injury/Europe League list for the required minimum of six games. He is designated a first-year player in 2004.

ADAM ZIESEL'S STATISTICS

YEAR TEAM	G-S	Receiving						Rushing						Scoring					
		NO	YDS	AVG	LG	TD		ATT	YDS	AVG	LG	TD		TD	TD-R	TD-P	TD-R	2-PIC	PTS
2003	0-0	DID NOT PLAY**						DID NOT PLAY**						DID NOT PLAY**					
CAREER	0-0	0	0	—	—	0	—	—	—	—	—	—	—	—	—	—	—	—	—

**NOTE: Ziesel was not with an NFL team in 2003.

BENGALS FEATURED IN AWARD-WINNING PHOTOS

This photograph of Bengals WR **Chad Johnson** earned second-place in the Pro Football Hall of Fame's 36th



Annual Photo Contest — for the 2003 season.

Entitled "Tip-Toed," the photo by Donald Miralle/Getty Images, shows Johnson making a diving catch in the corner of the end zone during the Bengals' 34-27 win last Nov. 23 at San Diego.

The first-place photo in the Hall of Fame's 2003 contest features Bengals FB **Jeremi Johnson** and is on page 41 of the Bengals Media Guide.

Photo courtesy Donald Miralle/Getty Images

2004 BENGALS DRAFT CHOICES

RD	PLAYER	POS	HT	WT	COLLEGE	SEL#
1	Chris Perry	HB	6-0	224	Michigan	26
2a	Keiwan Ratliff	CB	5-11	190	Florida	49
2b	Madieu Williams	FS	6-1	193	Maryland	56
3a	Caleb Miller	MLB	6-3	225	Arkansas	80
3b	Landon Johnson	OLB	6-2	227	Purdue	96
4a	Matthias Askew	DT	6-5	308	Michigan State	114
4b	Robert Geathers	DE	6-3	271	Georgia	117
4c	Stacy Andrews	OT	6-7	346	Mississippi	123
5	Maurice Mann	WR	6-2	185	Nevada	149
6	Greg Brooks	CB	5-11	177	Southern Mississippi	183
7	Casey Bramlet	QB	6-4	225	Wyoming	218

HB



CHRIS PERRY



College: Michigan

Round 1 (#26 overall)

Ht: 6-0 **Wt:** 224

Birthdate: 12-27-81

26

As near a complete HB as could be found in the college ranks, Perry was No. 1 at his position on Bengals' board entering the NFL Draft ... Gained school-record 2041 yards from scrimmage in his senior season at Michigan, totaling 1674 rushing and 367 receiving on 44 catches ... Scored 20 TDs last season, 18 rushing and 2 receiving ... Also a skilled blocker, and his durability showed in '03 as he pounded Michigan State on 51 carries for 219 yards ... Became first Wolverine to win Doak Walker Award as nation's top RB ... Finalist for 2003 Heisman Trophy; finished fourth in voting behind Oklahoma's Jason White, Pittsburgh's Larry Fitzgerald and Mississippi's Eli Manning.

COACH MARVIN LEWIS SAYS: "We are excited about Chris for his versatility, his toughness, and just the whole range of qualities he brings. Our opportunities to spend time with him were tremendous."

COLLEGE HIGHLIGHTS: CAREER—Four-year letterman and two-year starter, he played in 47 games with 28 starts ... Ranks second all-time in school history in career rushing attempts (811), third in rushing TDs (39), fifth in rushing yards (3696) and fifth in all-purpose yards (4364) ... Had 572 career receiving yards, and ranks fourth at UM in all-purpose yards (4364). **2003**—Led the Big Ten awards parade as a senior, earning consensus first-team All-America honors, Big Ten MVP from *Chicago Tribune* and Big Ten Offensive Player of the Year from both coaches and media ... His 1674 rushing yards ranked sixth in nation (fourth-most in Michigan history), and his 18 rushing TDs tied for second-best in school history ... With his 2041 all-purpose yards, he became only second player in UM history to surpass 2000-mark for a season, joining Anthony Thomas (2004

yards in 2000 season) ... Set Michigan single-season rushing attempts record (338) ... Sparked 35-21 win over Ohio State on Nov. 22, rushing 31 times for 154 yards with TD runs of 30 and 15, plus 5 catches for 55 yards ... Had eight games of 100 or more rushing yards as a senior, including two 200-yard games — 232 yards in Aug. 30 season opener vs. Central Michigan and 219 yards Nov. 1 at Michigan State ... Closed career with 23-for-85 rushing and 1 TD in Rose Bowl loss to USC.

2002—Played in every game and started 11 as a junior, leading the team with 1110 rushing yards and 14 TDs ... Keyed 38-30 Outback Bowl victory over Florida with 4 TD runs, setting Outback record and UM postseason game record while winning game MVP honors ... Also in Outback Bowl, had 108 yards on 6 pass receptions and rushing total of 85 yards on 28 carries ... Opened season vs. Washington with 23-for-120 rushing, including TD runs of 57, 2 and 34 yards ... Also had 100-yard games against Western Michigan (17-118) and Wisconsin (27-175). **2001**—Played 11 games with four starts as sophomore ... Missed one game due to injury ... Made his first UM start Sept. 8 at Washington and had 110 yards from scrimmage (24-95 rushing, 2-15 receiving) ... Rushed 17-for-39 vs. Tennessee in Citrus Bowl ... Was 2001 winner of school's John F. Maulbetsch Award, given to player who best demonstrates "desire, character, capacity for leadership and future success on and off the field." **2000**—Played in 10 games as reserve tailback as a freshman ... Made debut Sept. 2 vs. Bowling Green, and became only second UM player to open career with a 100-yard rushing game, going 10-for-103 with a 42-yard TD run ... Finished season with 417 rushing yards (5.4 avg.) and 5 TDs.

PERRY ON PERRY: "I think I'm versatile. And I

play hard. I think the Ohio State game last year really showcased my ability. That game was on a big stage, and with so many people watching, I think I let everybody know that I could make people miss."

COACH JIM ANDERSON SAYS: "Chris is a physical player with great overall fundamentals and execution. He finishes plays, he's a receiver who caught 44 balls last season, and he has that ability to make defenders miss, which is what separates great players from good ones. His actions on the field will have to speak for themselves, but I see this guy as being as close to James Brooks as anyone we've had in a long time."

HIGH SCHOOL: Attended Fork Union (Va.) Military Academy, where he was a three-year football starter ... Rushed for 10.7 yards per attempt (439-4678) and scored 71 TDs ... Led the team to a state championship as a senior in 1999, with 377 rushing yards and 5 TDs in the title game ... Was a four-year letterman and three-year starter in basketball, averaging 15 points and 8 rebounds in small forward role as a senior ... Also lettered in track, top event being 110-meter hurdles.

PERSONAL: Hometown is Advance, N.C. ... Enrolled at Michigan in the College of Literature, Science and the Arts ... Full name is Raymond Christopher Perry.

CHRIS PERRY'S STATISTICS

YEAR	TEAM	G	Rushing						Receiving						Scoring					
			ATT	YDS	AVG	LG	TD		NO	YDS	AVG	LG	TD		TD	TD-R	TD-P	TD-R	2-PT	PTS
2000	Michigan	10	77	417	5.4	42	5		0	0	—	—	0		5	5	0	0	0	30
2001	Michigan	11	129	495	3.8	30	2		8	49	6.1	16	0		2	2	0	0	0	12
2002	Michigan	13	267	1110	4.2	57	14		14	156	11.1	31	0		14	14	0	0	0	84
2003	Michigan	13	338	1674	5.0	63	18		44	367	8.3	21	2		20	18	2	0	0	120
CAREER		47	811	3696	4.6	63	39		66	572	8.7	31	2		41	39	2	0	0	246

MISCELLANEOUS STATISTICS: Kickoff Returns — 3 returns for 59 yards (19.7 avg.) with a long of 21 in 2000; 1 return for 16 yards in 2001; 1 return for 21 yards in 2002.

CB



KEIWAN RATLIFF



College: Florida

Round 2 (#49 overall)

Ht: 5-11 Wt: 190

Birthdate: 4-19-81

25

A natural playmaker in the secondary, Ratliff scored 4 TDs for Florida last season — 2 on INT returns and 2 on fumble recoveries ... Also started briefly as a WR for Gators as a junior ... Has great vision, superb anticipation and excellent hands ... Led Southeastern Conference in 2003 with 9 INTs, earning SEC Defensive Player of Year honors from *The Sporting News*, plus first-team All-America honors from *The Sporting News*, Walter Camp Foundation, Football Writers Association and *Sports Illustrated* ... Has added potential as punt returner, with 11.3-yard career average and Florida school record for career PR yards (860).

COACH KEVIN COYLE SAYS: "When I worked Keiwan out, we also watched tape of the Florida defense. He not only was able to tell me what he was doing, but what the safeties were doing, what the linebackers were doing, why they called that defense and what they wanted to do. He has the recognition you look for in a corner. He can make plays instinctively."

COLLEGE HIGHLIGHTS: CAREER—Played 49 games with 27 starts ... His 12 career INTs rank fifth in Gator history, and he averaged 21.7 yards per return, with 3 for TDs ... Scored 5 career TDs as a defender and added 1 TD reception during brief work as a WR. **2003**—Ratliff's 9 INTs set a school season record, 2 more than

the previous high ... His 4 TDs included a 34-yard fumble return Sept. 6 at Miami (Fla.), a 44-yard INT return Oct. 18 at Arkansas, a 52-yard INT return Nov. 8 vs. Vanderbilt and a 77-yard fumble return Nov. 29 vs. Florida State ... Ranked fifth in SEC in punt returns with 11.1 avg. ... His 182 return yards were most in a season by a Gator since 1956 ... Tied school record with 3 INTs on Oct. 18 at Arkansas, adding 9 solo tackles ... Blocked a field goal Sept. 13 vs. Florida A&M ... Played every game, and started 12 at strong-side CB ... Played in Senior Bowl on 1-24-04 in Mobile, Ala. **2002**—Started all 13 games at strong-side CB ... Started on both sides of the ball vs. Georgia and South Carolina, first Florida player since the 1960s to make opening lineup at both CB and WR ... Was the only player in Division 1-A to catch a TD pass and return an interception for a score ... Named SEC Defensive Player of the Week for his effort vs. Kentucky, which included 62-yard INT for a TD and another INT on a two-point conversion play ... Scored his TD on offense on a 33-yard reception vs. Michigan in Outback Bowl. **2001**—Played primarily as the No. 3 CB in sophomore season, seeing action in 11 games with one start ... Made his only start as a fill-in at SS in season opener vs. Marshall. **2000**—As a freshman, his primary position changed from WR to CB late in fall drills ... Played every game, and made his first college start at RCB vs. Ken-

lucky, logging a forced fumble and 5 tackles ... Had no regular-season INTs, but made first of his career on a big stage, picking off a pass by Miami's Ken Dorsey in Sugar Bowl. **1999**—Signed with Florida in February, but did not enroll; re-signed with Gators in spring of 2000.

HIGH SCHOOL: Attended Whitehall-Yearling High School in Columbus, OH, where he was a two-way stand-out at WR and DB ... Earned All-America honors from

SuperPrep and *National Bluechips* magazines ... Over the course of his junior and senior seasons, had 88 receptions for 1640 yards and 25 TDs, plus 9 INTs ... Final year in high school was 1998-99 ... Sat out 1999-2000 year before enrolling at Florida for 2000-01 school year.

PERSONAL: Born in Youngstown, OH ... Sociology major at Florida ... Full name is Keiwan Jevar Ratliff ... First name is pronounced "KEE-wahn."

KEIWAN RATLIFF'S STATISTICS

YEAR	TEAM	G	Defense							Interceptions				
			ST	AT	TT	SKS-YDS	PBU	FF	FR	NO	YDS	AVG	LG	TD
2000	Florida	12	14	3	17	0-0	0	1	0	0	0	—	—	0
2001	Florida	11	11	6	17	0-0	2	0	0	2	16	8.0	16	0
2002	Florida	13	44	9	53	2-9	9	1	0	1	62	62.0	62	1
2003	Florida	13	37	12	49	0-0	6	1	2	9	182	20.2	52	2
CAREER		49	106	30	136	2-9	17	3	2	12	260	21.7	62	3

YEAR	TEAM	Kickoff Returns					Punt Returns				
		NO	YDS	AVG	LG	TD	NO	YDS	AVG	LG	TD
2000	Florida	3	61	20.3	22	0	7	113	16.1	42	0
2001	Florida	7	121	17.3	26	0	6	63	10.5	38	0
2002	Florida	5	53	10.6	20	0	32	341	10.7	41	0
2003	Florida	0	0	—	—	0	31	343	11.1	28	0
CAREER		15	235	15.7	26	0	76	860	11.3	42	0

MISCELLANEOUS STATISTICS: **Rushing** — 4 rushes for 13 yards (3.3 avg.) with 0 TD and a long of 8 in 2002; **Receiving** — 4 receptions for 58 yards (14.5 avg.) with 1 TD and a long of 33 in 2002; **Fumble Recoveries** — 2 recoveries for 111 yards (55.5 avg.) with 2 TDs and a long of 77 in 2003.

FS



MADIEU WILLIAMS



College: Maryland

Round 2 (#56 overall)

Ht: 6-1 Wt: 193

Birthdate: 10-18-81

40

Williams brings the Bengals secondary explosive tackling ability without sacrificing speed ... One of the nation's best cover safeties during his two seasons at Maryland, he could compete for playing time at nickel back as well as at safety ... Has unusual upper-body strength for a player of his quickness ... Came to Maryland as a walk-on after playing two seasons at Towson University ... Honored as an "Iron Terp" for his standout performance in team's offseason conditioning program.

COACH LESLIE FRAZIER SAYS: Madieu has a playmaking ability, both downfield and at the scrimmage line, that is going to be a great addition to what we are trying to get accomplished. He has the ability to improve an area where we were lacking a season ago. He's a young man with a ton of talent."

COLLEGE HIGHLIGHTS: CAREER—Helped lead Maryland to records of 11-3 and 10-3 over 2002-03 seasons ... His teams capped each season with big bowl victories, bashing West Virginia 41-7 in the Gator Bowl fol-

lowing '03 season and blasting Tennessee 30-3 in Peach Bowl following '02 campaign ... Played in 1999 and 2000 at Towson University, and sat out 2001 according to NCAA rules after transferring to Maryland. **2003**—One of the top playmakers in the Atlantic Coast Conference, Williams had 3 INTs, 2 forced fumbles and 1 fumble recovery ... Started all 13 games at free safety, finishing third on team with 86 tackles (60 solo) ... Rated the second-best "center fielder" in college football by ESPN analyst Kirk Herbstreit ... Had an INT to set up a key fourth-quarter field goal in 26-24 win vs. North Carolina State, and had 13 tackles with an INT vs. Wake Forest in regular-season finale ... Closed career with 5 tackles in 41-7 Gator Bowl win over West Virginia ... Earned second-team All-ACC honors. **2002**—Started all 14 Maryland games at free safety, snagging 4 INTs and finishing fourth on team with 80 tackles ... Had a fumble recovery and 2 forced fumbles ... Opened his Maryland career vs. Notre Dame and had 4 tackles ... Against Florida State, had a forced fumble and a pass defended, and set up a TD with recovery of a muffed punt. **2001**—Sat out the year un-

der NCAA transfer rules ... Named Defensive Co-Player of Year on scout team. **2000**—Played 11 games for Towson, with nine starts at CB ... Had 42 tackles (32 solo) with 10 passes defended. **1999**—Played in 11 games as a freshman at Towson, with two starts at strong safety ... Finished with 53 tackles, 2 forced fumbles, 1 INT and 7 passes defended.

A SENIOR BOWL STORY: Williams was one of those players whose draft stock shot up with an impressive performance at the Senior Bowl. "I used the Senior Bowl as a showcase," Williams says. "A lot of general managers and coaches had never seen me play in per-

son before, so I definitely gave them every opportunity. I took every practice very seriously."

HIGH SCHOOL: Attended Duval High in Lanham, Md., where he was a two-year starter at CB and an all-county selection ... Also lettered in track and baseball ... Was a state track qualifier in the 110-meter hurdles.

PERSONAL: Born in Sierra Leone, West Africa ... Moved to the United States at age 9 and lived in Lanham, Md. ... Family studies major at Maryland ... Full name is Madieu Mohammed Williams ... First name is pronounced "Muh-DEE-oo."

MADIEU WILLIAMS' STATISTICS

YEAR	TEAM	G	ST	AT	TT	Defense				Interceptions				
						SKS-YDS	PBU	FF	FR	NO	YDS	AVG	LG	TD
1999	Towson	11	37	16	53	0-0	7	2	0	1	9	9.0	9	0
2000	Towson	11	32	10	42	0-0	10	0	0	0	0	—	—	0
2001	Maryland	0	DID NOT PLAY — TRANSFERRED											
2002	Maryland	14	61	19	80	1-4	7	2	1	4	0	0.0	0	0
2003	Maryland	13	60	26	86	0-0	5	2	1	3	10	3.3	6	0
TOWSON TOTALS		22	69	26	95	0-0	17	2	0	1	9	9.0	9	0
MARYLAND TOTALS		27	121	45	166	1-4	12	4	2	7	10	1.4	6	0
CAREER		49	190	71	261	1-4	29	6	2	8	19	2.4	9	0

MISCELLANEOUS STATISTICS: 1 punt return for 22 yards (0 TD) in 2000.

MLB



CALEB MILLER

College: Arkansas

Round 3 (#80 overall)

Ht: 6-3 Wt: 225

Birthdate: 9-3-80



58

Miller is a cog in Bengals' plan to add speed to the LB corps ... Has been timed at 4.66 seconds in 40-yard dash, and posted third-most career tackles (368) in Arkansas history ... Has the versatility to compete at all three LB positions as well as special teams ... Three-year starter at strongside LB for Arkansas, starting all 38 games in his sophomore through senior seasons ... Has a stellar resume of academic achievement and community service work.

COACH RICKY HUNLEY SAYS: "We're looking for guys who make plays and are productive, and Caleb is someone who gets in there and mixes it up. We like the way he plays on the line. He's real active."

COLLEGE HIGHLIGHTS: CAREER—His 368 career tackles at Arkansas have been surpassed by only two players, Tony Bua (408) and Ken Hamlin (381) ... Logged 7.5 sacks ... Also had 4 INTs, 17 passes defended, 3 fumble recoveries and 5 forced fumbles. **2003**—Led the team in tackles (133) as well as tackles-for-loss (15) as Arkansas posted 9-4 record with an Independence Bowl victory over Missouri ... Earned third-team All-America and first-team All-Southeastern Conference honors from the *NFL Draft Report*, and was second-team All-SEC in

voting by league coaches and *Associated Press* ... Named SEC Defensive Player of Week for his 11-tackle performance Sept. 13 in 38-28 upset win at fifth-ranked Texas ... Also had a fumble recovery in win at Texas ... Posted 19 tackles in seven-overtime win over Kentucky ... Named Defensive MVP in Independence Bowl with 16-tackle effort vs. Missouri ... Played in Hula Bowl on 1-17-04. **2002**—Finished third on team with 113 tackles ... Had 4 sacks, and 5 of his 8 QB pressures led to interceptions ... Had 17 tackles vs. Tennessee ... Credited with 7 tackles, including a sack, in SEC Championship game vs. Georgia, and had 8 tackles vs. Minnesota in Music City Bowl. **2001**—Started every game as a sophomore, and led the team with 4 INTs, compiling 62 yards in returns ... Finished fourth on team in tackles (101), and had 2 forced fumbles ... Had 40-yard INT return vs. Georgia ... Posted 8 tackles in Cotton Bowl vs. Oklahoma. **2000**—Played in all 11 games and named to SEC coaches' All-Freshman team. **1999**—Redshirted as a true freshman.

HIGH SCHOOL: Earned consensus all-state honors at Sulphur Springs (Texas) High School ... Played OLB, FS and RB ... Had 134 tackles as a senior and added 932 rushing yards, plus 3 blocked kicks ... Also excelled

in track, winning district titles in the 400 and 800 meters.

PERSONAL: Hometown is Sulphur Springs, Texas... Exercise physiology major at Arkansas, he was named three times to Southeastern Conference Academic Honor

Roll; also three-time Verizon Academic all-district... Active in community and charity work, he made three trips with some teammates to Honduras to help build houses... Worked with children in Fayetteville (Ark.) Community Outreach Project... First name pronounced is "KAY-lib."

CALEB MILLER'S STATISTICS

YEAR	TEAM	G	Defense							Interceptions				
			ST	AT	TT	SKS-YDS	PBU	FF	FR	NO	YDS	AVG	LG	TD
1999	Arkansas	0	DID NOT PLAY — REDSHIRTED							DID NOT PLAY — REDSHIRTED				
2000	Arkansas	11	17	4	21	1-9	0	0	0	0	0	—	—	0
2001	Arkansas	11	68	33	101	1.5-14	8	2	0	4	62	15.5	40	0
2002	Arkansas	14	63	50	113	4-22	4	0	1	0	0	—	—	0
2003	Arkansas	13	84	49	133	1-6	5	3	2	0	0	—	—	0
CAREER		49	232	136	368	7.5-51	17	5	3	4	62	15.5	40	0

OLB



LANDON JOHNSON



College: Purdue

Round 3 (#96 overall)

Ht: 6-2 **Wt:** 227

Birthdate: 3-13-81

59

A four-year starter in the Big Ten, Johnson totaled 345 career tackles... Has unusual quickness and coverage skills for a LB, but hit hard enough to earn the nickname "Silent Assassin," as his tackles caused seven opposing players to leave the game during his last two seasons... Has the physical potential to play safety in the NFL, but entering training camp he remains part of Bengals' plan to upgrade speed in the LB corps.

COLLEGE HIGHLIGHTS: CAREER—Started 10 or more games in all four of his Purdue seasons, and made 45 starts in 47 games played... His 345 tackles rank 11th on Boilermakers' all-time list... Had 8.5 sacks, 26 tackles-for-loss, 4 INTs, 4 fumble recoveries and 6 forced fumbles. **2003**—All-Big Ten honorable mention selection... Started all 13 games at weakside OLB, leading team with 102 tackles as Purdue went 9-4... Keyed Sept. 20 win vs. Arizona with 20-yard INT, 11-yard sack, 2 forced fumbles and a fumble recovery... Had 12 tackles in win Sept. 27 vs. Notre Dame... Closed career with season-high 15 tackles Jan. 1 vs. Georgia in Citrus Bowl. **2002**—All-Big Ten honorable mention selection, posting 90 tackles... Earned Purdue's "Pit Bull Award," given to player "best exemplifying tenacity and intense play"... Team co-captain... Had 15 tackles vs. Minnesota, and

logged 13 stops, including a sack, against Ohio State... Closed season with 5 tackles vs. Washington in Sun Bowl.

2001—Started every game as a sophomore, posting 82 tackles and winning team's Hammer Award (outstanding hitter)... Had 4 sacks, 3 forced fumbles, 1 fumble recovery and 2 INTs... Had season-high 14 tackles against Michigan State, including a sack, and forced 2 fumbles.

2000—Started 10 games as a freshman, missing Michigan contest with an ankle sprain... Made college debut vs. Central Michigan, logging 10 tackles, including 1 sack and 2 tackles-for-loss... Had 9 tackles, including 1 for-loss, in Rose Bowl vs. Washington. **1999**—Granted medical redshirt year due to a lower back injury.

HIGH SCHOOL: Set school record for tackles (401) at Coronado High in Lubbock, Texas... Three-time all-district and all-city selection... Named District Defensive MVP as a senior.

PERSONAL: Hometown is Lubbock, Texas... Had 4.0 grade average at Lubbock's Coronado High School... Earned Academic All-Big Ten honors in all four of his years at Purdue, and graduated in May 2003 with a degree in general health science... Full name is Landon Tremone Johnson.

LANDON JOHNSON'S STATISTICS

YEAR	TEAM	G	Defense							Interceptions				
			ST	AT	TT	SKS-YDS	PBU	FF	FR	NO	YDS	AVG	LG	TD
1999	Purdue	0	DID NOT PLAY — REDSHIRTED							DID NOT PLAY — REDSHIRTED				
2000	Purdue	11	48	23	71	2-6	5	0	2	0	0	—	—	0
2001	Purdue	12	46	36	82	4-32	3	3	1	2	2	1.0	2	0
2002	Purdue	11	59	31	90	1-6	2	0	0	0	0	—	—	0
2003	Purdue	13	72	30	102	1.5-13	2	3	1	2	26	13.0	20	0
CAREER		47	225	120	345	8.5-57	12	6	4	4	28	7.0	20	0



College: Michigan State

Round 4 (#114 overall)

Ht: 6-5 Wt: 308

Birthdate: 7-1-82

96

Rated as one of the draft's more intriguing prospects, Askew has tremendous natural ability but is still a developing player ... Entered the draft after his junior season at Michigan State, due to family considerations ... Must harness his full abilities on a consistent basis, but has unusual speed and agility for a player of his size ... Has the potential to join the small corps of NFL interior defensive linemen who provide consistent pass pressure up the middle.

COACH JAY HAYES SAYS: "Matthias is a very young player with great measurables. We want him to work with our strength coaches, who we feel are some of the best in the league. If he learns the things he is supposed to do, he can be a large man, in shape, with long arms, and become a heck of an inside player."

COLLEGE HIGHLIGHTS: Played 35 games over three seasons at Michigan State, with 19 starts ... Recorded 144 tackles (99 solo) with 7 sacks for 45 yards, 18.5 tackles-for-loss, 24 QB pressures, 1 INT and 8 passes defended. **2003**—Played in all 13 Spartans games as a junior, including starts in the last 11 at LDT ... Earned first-team All-Big Ten honors from the *NFL Draft Report* ... Had 69 tackles, 6 sacks and 17 QB pressures ... Had 4 sacks, one short of school record, in season-opening

victory Aug. 30 vs. Western Michigan ... Caused one fumble and helped force an INT with his QB pressure ... Had 8 tackles in victory Sept. 20 at Notre Dame ... Had 5 tackles Nov. 1 vs. Michigan, all five against HB Chris Perry, Bengals' first-round '04 draft pick ... Had 8 tackles with 2 QB pressures Nov. 8 at Ohio State. **2002**—Played in every game, with four starts at RDT and one start at RDE ... Had season-high 7 tackles vs. Wisconsin ... Dropped standout Penn State TB Larry Johnson twice for losses and totaled 5 tackles vs. Nittany Lions. **2001**—Played in 10 games as a freshman, with 3 starts at RDT ... Had 6 tackles and a QB pressure vs. Michigan, and had a season-high 8 tackles vs. Purdue.

HIGH SCHOOL: Attended Dillard High School in Ft. Lauderdale, Fla., earning *Prep Star* All-America honors ... Rated as the No. 19 defensive line prospect in the nation by analyst Tom Lemming ... Two-time all-state selection, and was named twice as Broward County Player of the Year ... Had 21 sacks as a senior, and 17 other tackles-for-loss.

PERSONAL: Hometown is Ft. Lauderdale, Fla. ... Merchandise management major at Michigan State ... Attended the same high school (Dillard) as Lorenzo White, Michigan State's all-time rushing leader.

MATTHIAS ASKEW'S STATISTICS

YEAR	TEAM	G	ST	AT	TT	Defense				Interceptions				
						SKS-YDS	PBU	FF	FR	NO	YDS	AVG	LG	TD
2001	Michigan State	10	16	13	29	0-0	4	0	0	0	0	—	—	0
2002	Michigan State	12	31	15	46	1-4	1	0	0	1	2	2.0	2	0
2003	Michigan State	13	52	17	69	6-41	3	2	0	0	0	—	—	0
CAREER		35	99	45	144	7-45	8	2	0	1	2	2.0	2	0

THE LATE SHOW

Late-round draft picks who have risen to outstanding Bengals careers include:

- TE-WR **Bob Trumpy** of Utah, who was the 301st selection in the 1968 draft, a 12th-round pick. He went on to play 10 years with Cincinnati (1968-77) and played in two AFL All-Star Games and then two Pro Bowls.
- NT **Tim Krumrie**, who was a 10th-round pick from Wisconsin in 1983 (276th overall). He played 12 seasons with the Bengals (1983-94) and was a two-time Pro Bowl selection.
- OT **Joe Walter** of Texas Tech was a seventh-round pick in 1985 (181st overall). He went on to play 13 years for Cincinnati (1985-87).
- K **Doug Pelfrey** of Kentucky was an eighth-round pick in 1993 (202nd overall). He played for the Bengals from '93-99. He ranks second on the team's all-time scoring list with 660 career points.



College: Georgia

Round 4 (#117 overall)

Ht: 6-3 Wt: 271

Birthdate: 8-11-83

Product of an NFL family, Geathers is a strong player with excellent quickness (timed at 4.9 in the 40) ... Entered the NFL Draft after his junior season, in which he started all 14 games as Georgia posted 11-3 record ... Shows potential to be an excellent outside pass rusher ... His uncle, Jumpy Geathers, and his father, Robert Geathers, Sr., were both talented defensive linemen, Jumpy recording 62 sacks in a 13-year NFL career and Robert Sr. earning a third-round draft selection by Buffalo in 1981 before being hampered by an injury.

COACH JAY HAYES SAYS: "Robert has long arms and huge hands. We like the blood line of his family, and he's just a great kid. He's a 'yes, sir' and 'no, sir' type of guy, and I think he will very much understand how the NFL works because of his family. He will respect the game and go about his business very well."

COLLEGE HIGHLIGHTS: CAREER—Played 39 games over three seasons at Georgia, taking over a full-time starting role as a junior in 2003 ... Registered 81 tackles, with 5 sacks for 31 yards, 10 tackles-for-loss, 22 QB pressures and 2 INTs. **2003**—Started all 14 games at strong-side DE, helping Bulldogs finish 11-3 with a berth in SEC Championship game and a Capital One Bowl victory over Purdue ... Had 33 tackles with 3 sacks and 1 INT ... Had a sack and also a pass defended in the end zone in season-opening win Aug. 30 at Clem-

son ... Had season-high 7 tackles in win Sept. 13 vs. South Carolina ... Sacked Jared Lorenzen for 12-yard loss in win Nov. 22 vs. Kentucky ... Had a sack and a forced fumble in SEC Championship loss Dec. 6 vs. LSU. **2002**—Played in all 14 games as a sophomore, with two starts at strong-side DE ... Had season-high 7 tackles vs. South Carolina ... Had 2 tackles vs. Arkansas in SEC Championship game, and had an assisted tackle vs. Florida State in Sugar Bowl. **2001**—Was the only true freshman to see action in all 11 games for Bulldogs defense ... Had his first career INT vs. Kentucky, and had a solo tackle vs. Boston College in Music City Bowl.

GEATHERS ON HIS FOOTBALL FAMILY: "My dad gave me a football when I was three years old. That's the first thing I remember, carrying that ball around the house, running from him."

HIGH SCHOOL: Attended Carvers Bay High School in Georgetown, S.C. ... Recorded 100 tackles and 9 sacks as a senior, and had 130 tackles with 14 sacks as a junior.

PERSONAL: Hometown is Georgetown, S.C. ... Sports studies major at Georgia ... His uncle, Jumpy Geathers, played DE in the NFL from 1984-96 with four teams — New Orleans, Washington, Atlanta and Denver ... Jumpy Geathers played 183 total games and recorded 62 sacks ... Last name is pronounced as "gathers."

ROBERT GEATHER'S STATISTICS

YEAR	TEAM	G	ST	AT	TT	Defense				Interceptions				
						SKS-YDS	PBU	FF	FR	NO	YDS	AVG	LG	TD
2001	Georgia	11	4	12	16	0-0	3	0	0	1	9	9.0	9	0
2002	Georgia	14	13	19	32	2-5	0	0	1	0	0	—	—	0
2003	Georgia	14	13	20	33	3-26	3	1	0	1	0	0.0	0	0
CAREER		39	30	51	81	5-31	6	1	1	2	9	4.5	9	0

FIRST-ROUND DRAFT PICKS — OFFENSE VS. DEFENSE

The 2004 NFL Draft saw 19 offensive players and 13 defensive players selected in the first round. The breakdown by offense/defense in round No. 1 over the last 15 drafts:

Year	Off.	Def.	Year	Off.	Def.	Year	Off.	Def.
2004	19	13	1999	16	15	1994	13	16
2003	14	18	1998	14	16	1993	15	14
2002	16	16	1997	14	16	1992	13	15
2001	15	16	1996	17	13	1991	13	14
2000	17	14	1995	18	14	1990	11	14

OT



STACY ANDREWS



College: Mississippi

Round 4 (#123 overall)

Ht: 6-7 Wt: 346

Birthdate: 6-2-81

79

An All-American performer for Ole Miss in track and field, Andrews did not play high school football or play college football until last season ... But his exceptional size and athletic ability made him a draftable NFL prospect ... Holds Ole Miss track records for the indoor weight throw (68' 3.5"), outdoor hammer throw (201' 7") and discus (188' 5") ... Passed up a chance to qualify for the Olympics when he decided to join the UM football team as a senior.

COACH PAUL ALEXANDER SAYS: "Stacy is a rare, rare athlete. In draft terms, he has first-round athletic ability. He was just 'incomplete' as a college football player, due to limited experience. He was a very good football player on the plays he played, so he's not a project from that standpoint. He's a man who needs experience, and he certainly has the potential to be a very good NFL player."

COLLEGE HIGHLIGHTS: 2003 FOOTBALL—


Saw action in five games for Rebels club that finished 10-3 with Cotton Bowl victory over Oklahoma State ... Credited with 14 key blocks and 2 touchdown-producing blocks for offensive unit that averaged 433.2 yards per game ... Made football debut Sept. 13 vs. Louisiana-Monroe and had a clearing block on 1-yard TD run by Jamal Pittman ... Andrews' key block helped clear the way

for Brandon Jacobs' game-winning TD run in fourth quarter against Auburn. **2002 FOOTBALL—**Came out for football for the first time at Ole Miss, and was redshirted. **2002-03 TRACK—**Earned All-America honors in both outdoor and indoor competition ... Placed sixth in discus at NCAA Outdoor Championships, and placed fifth in weight throw at Indoor Championships ... Broke his own school record with a discus throw of 188' 5" in the NCAA outdoor meet ... Placed fifth in hammer throw at SEC Outdoor Championships with school-record distance of 201' 7". **2001-02 TRACK—**Competed at 2002 NCAA Outdoor Championships in the discus ... Placed second in weight throw at 2001 SEC Indoor Championships ... Won both the hammer and the discus at SEC Quad meet ... Won discus at the Alabama Relays.

HIGH SCHOOL: Attended Fairview High School in Camden, Ark. ... Did not play football, but earned three letters in both track and basketball ... Finished second in discus in state track meet as a junior, and won the discus as a senior.

PERSONAL: Hometown is Camden, Ark. ... Art major at Ole Miss, with minor in criminal justice ... Full name is Stacy Dewayne Andrews ... Brother, Shawn, was an OT at Arkansas and was selected by Philadelphia in first round of the 2004 NFL Draft.

WR



MAURICE MANN



College: Nevada

Round 5 (#149 overall)

Ht: 6-2 Wt: 185

Birthdate: 9-14-82

81

A former high school high hurdles champion, Mann has potential as a big-play receiver ... Has the speed and explosiveness to make big yardage after the catch ... Played two seasons at Nevada after earning All-America honors in junior college ... His breakaway running ability could make him a kickoff return candidate.

COACH HUE JACKSON SAYS: "Maurice's biggest upside is his ability to give you the long gainer. He has very good quickness getting in and out of his cuts, and he has top-end speed. He's got the qualities we are looking for on our team at this position."

COLLEGE HIGHLIGHTS: CAREER—Averaged 15.6 yards per catch (53-827) for his two seasons at Nevada, with 5 touchdown catches. **2003—**Played in eight games for Nevada and started seven, and also played in Hula Bowl ... Averaged 17.0 yards per catch (35-594) ... Sat out Games 1-4 on suspension due to a team rules violation, as he unknowingly violated team policy for use of school account to ship furniture ... Made restitution for the shipping charges, and rejoined the team for the final eight games ... Had 7 catches for 168 yards vs. Washington, with a 25-yard TD catch ... Was 6-for-85 receiving vs. Rice, with a 39-yard TD re-

ception ... Averaged 20.7 yards on 15 kickoff returns, with a long return of 43 yards ... Had 2 catches for 15 yards in Hula Bowl on 1-17-04. **2002**—Played in all 12 games in his first Nevada season, grabbing 18 passes for 233 yards and 3 TDs ... Scored on TD catches of 36 and 13 yards vs. San Jose State, and had a 10-yard score vs. Louisiana Tech. **2001**—Averaged 106.7 receiving yards per game at Monterey (Cal.) Peninsula College, earning All-America honors from J.C. Gridwire and J.C. Athletic Bureau ... Caught 71 passes for 960 yards in 9 games, with 8 TDs. **2000**—

Played freshman season at Monterey Peninsula JC (statistics not available).

HIGH SCHOOL: Attended Monterey (Calif.) High, where he lettered in football, track and basketball ... Conference high hurdle champion, and had a 25-foot long jump.

PERSONAL: Hometown is Seaside, Calif. ... Business marketing major at Nevada ... Has been active in helping youths in various sports activities.

MAURICE MANN'S STATISTICS

YEAR	TEAM	G	Receiving					Rushing					Scoring					
			NO	YDS	AVG	LG	TD	ATT	YDS	AVG	LG	TD	TD	TD-R	TD-P	TD-R	2-PIC	PTS
2000	Monterey Peninsula		statistics not available					statistics not available					statistics not available					
2001	Monterey Peninsula	9	71	960	13.5	—	8											
2002	Nevada	12	18	233	12.9	36	3	1	0	0.0	0	0	3	0	3	0	0	18
2003	Nevada	8	35	594	17.0	64	2	3	8	2.7	9	0	2	0	2	0	0	12
NEVADA TOTALS		20	53	827	15.6	64	5	4	8	2.0	9	0	5	0	5	0	0	30

MISCELLANEOUS STATISTICS: 15 kickoff returns for 311 yards (20.7 avg.) with 0 TD and a long of 43 in 2003.

CB



GREG BROOKS

College: Southern Mississippi

Round 6 (#183 overall)

Ht: 5-11 **Wt:** 177

Birthdate: 12-16-80



27

A three-year starter at Southern Miss, Brooks posted a school-record 47 passes defended while snagging 9 interceptions ... Excellent coverage man who became known at USM for making plays on the ball ... Earned All-Conference USA first-team honors as both a junior and a senior.

COACH KEVIN COYLE SAYS: "Greg is a bright guy and an excellent cover guy. He can get up on receivers, even the bigger receivers, and get in their hip pocket and mirror them down the field. We also think he can be a big contributor on special teams."

COLLEGE HIGHLIGHTS: CAREER—Played 46 games with 36 starts over four seasons ... Credited with 125 tackles (96 solo), 2 sacks, 2 forced fumbles and 2 fumble recoveries. **2003**—Started 11 games, leading a secondary that helped USM finish 12th in the nation in fewest passing yards allowed (174.0) ... Missed two games, Cincinnati and Alabama, due to left ankle sprain suffered Sept. 25 vs. Nebraska ... All-Conference USA first-team choice ... Led team in INTs (3), forced 2 fumbles and had 1 fumble recovery ... Led team and ranked second in conference in passes defended (12) ... Had 2 INTs in 23-6 victory Sept. 13 vs. Memphis ... Brooks' 10-yard sack and forced fumble against Brandon Hassell set up the game-deciding 2-yard TD run Nov. 20 vs. TCU ... Played in Senior Bowl on 1-24-04 in Mobile, Ala. **2002**—Started every game in a secondary that led NCAA

Division 1-A with only 6 TD passes allowed ... All-Conference USA first-team selection, with 41 tackles (31 solo), 3 INTs and 2 blocked field goal attempts ... Led team in passes defended (14) ... Held All-American receiver Brandon Lloyd to 2 catches in the Illinois game ... Had 4 tackles, 2 passes defended ... Had INTs vs. Jackson State, East Carolina, and against Oklahoma State in Houston Bowl. **2001**—Started 11 games as a sophomore, intercepting 3 passes and posting a school-record 18 passes defended ... Set a school record with 5 passes defended vs. Louisiana-Lafayette ... Intercepted 2 passes and broke up 3 others vs. Alabama-Birmingham ... Sacked Dave Ragone for 10-yard loss in the Louisville game. **2000**—Played in every game with one start, making All-Conference USA Freshman Team ... Had 6 tackles vs. Tulane in his first college start. **1999**—Redshirted as true freshman, having transferred to USM after beginning college at Michigan.

HIGH SCHOOL: Attended Archbishop Shaw High School in Marrero, La., same high school as Bengals CB Tory James ... Brooks led team to No. 10 national ranking as a senior and earned All-America honors from *Prep Football Report* ... Had 14 career INTs, with 4 returned for TDs, including a 103-yarder ... Also earned four letters in track; ran second-fastest 400 meters in the state (49.2).

PERSONAL: Hometown is New Orleans, La. ... Majored in sports administration at USM.

GREG BROOKS' STATISTICS

YEAR	TEAM	G	ST	AT	TT	Defense				Interceptions				
						SKS-YDS	PBU	FF	FR	NO	YDS	AVG	LG	TD
1999	Southern Miss.	0				DID NOT PLAY — TRANSFERRED				DID NOT PLAY — TRANSFERRED				
2000	Southern Miss.	11	16	4	20	0-0	3	0	0	0	0	—	—	0
2001	Southern Miss.	11	27	8	35	1-10	18	0	0	3	0	0.0	0	0
2002	Southern Miss.	13	31	10	41	0-0	14	0	1	3	0	0.0	0	0
2003	Southern Miss.	11	22	7	29	1-10	12	2	1	3	24	8.0	24	0
CAREER		46	96	29	125	2-20	47	2	2	9	24	2.7	24	0

QB



CASEY BRAMLET



College: Wyoming

Round 7 (#218 overall)

Ht: 6-4 Wt: 225

Birthdate: 4-2-81

4

Strong-armed passer with good NFL size, Bramlet started three years at Wyoming and set school records for completions (767), passing yards (9684) and TD passes (56) ... Also rushed for 14 career TDs ... Impressed Bengals coaches with a good performance at the East-West Shrine game.

COACH MARVIN LEWIS SAYS: "Casey did a nice job at Wyoming and really impressed us at the East-West game, and he built on that at our rookie minicamp. He had an excellent performance and solidified himself as a guy with a real chance to take our third quarterback position."

COLLEGE HIGHLIGHTS: CAREER—His 9684 career passing yards broke the school record by more than 1700 yards, and his 767 completions were 129 more than the previous school mark ... Only player in Wyoming history to pass for 3000 yards in three different seasons ... Started all 35 games over his final three seasons. **2003—**Earned All-Mountain West Conference honorable mention honors, throwing for 22 TDs and just 9 INTs while totaling 3037 yards ... Averaged 244.7 yards per game in total offense ... Passed for 306 yards and 3 TDs vs. Oklahoma State ... Passed for 328 yards and 4 scores vs. Kansas, completing 33-of-46 throws ... Threw for 3 TDs and 211 yards in 48-21 win over Utah State ... Threw for 2 TDs and rushed for 1 score in 35-28 win vs. Colorado State ... Went 7-for-10 passing for 53 yards and 1 INT in East-West Shrine Game on 1-10-04. **2002—**

Passed for career-high 3290 yards and career-high 24 TDs, earning second-team All-Mountain West honors ... Yardage total was third-highest for a season in school history ... Passed for 453 yards and 5 TDs vs. Nevada-Las Vegas ... Passed for 3 TDs against Central Michigan, The Citadel and San Diego State. **2001—**Earned second-team All Mountain West honors as a sophomore, passing for 3069 yards and 9 TDs ... Averaged 277.1 yards per game in total offense ... Had career-high 6 rushing TDs ... Had 1 TD passing and 2 TDs rushing against both Nevada-Las Vegas and Brigham Young. **2000—**Played in five games as a freshman, passing for 288 yards and 1 TD. **1999—**Redshirted as a true freshman.

HIGH SCHOOL: Attended Wheatland (Wyo.) High, earning all-state honors as well as recognition on the *Casper Star-Tribune's* Super 25 ... Threw for 2264 yards and 21 TDs as a senior ... Also was an all-state basketball player, helping lead Wheatland to No. 1 ranking in the state as a senior ... Lettered in track as well, and was captain of the football and basketball teams.

PERSONAL: Born in Casper, Wyo. ... Business administration major at Wyoming, earning conference and district academic honors with a 3.11 grade average ... Member of the National Honor Society in high school ... Father, Tom, played football for two seasons at Wyoming, and brother, Corey, will be a Wyoming QB in 2004 after being Casey's teammate in 2002 and '03.

CASEY BRAMLET'S STATISTICS

YEAR	TEAM	G	ATT	CMP	PCT	Passing				INT	INT%	LG
						YDS	YDS/ATT	TD	TD%			
1999	Wyoming	0				DID NOT PLAY — REDSHIRTED						
2000	Wyoming	5	57	24	42.1	288	5.05	1	1.8	1	1.8	42
2001	Wyoming	11	432	225	52.1	3069	7.10	9	2.1	20	4.6	80
2002	Wyoming	12	464	277	59.7	3290	7.09	24	5.2	18	3.9	72
2003	Wyoming	12	425	241	56.7	3037	7.15	22	5.2	9	2.1	74
CAREER		40	1378	767	55.7	9684	7.03	56	4.1	48	3.5	80

ADDITIONAL STATISTICS: Bramlet had 14 career rushing TDs — 6 in 2001, 5 in 2002, 3 in 2003.



JAMALL BROUSSARD — WR

Ht: 5-9

College: San Jose State

Wt: 172

Born: 8-19-81



13

An exceptionally quick prospect, Broussard drew coaches' praise for the promise he displayed during the team's rookie minicamp in May ... Topped the 50 catch-mark in each of his two seasons (2002-03) at San Jose State ... Led team with 62 catches (681 yards) in 2002, and caught 55-for-715 in '03 ... Had 5 TD catches in '02 and 1 in '03 ... Had 15 rushing attempts for 88 yards (5.9 avg.) in his two San Jose State seasons ... Had 9 catches in '02 against eventual national champion Ohio State

... Began his college career at Texas Tech in 2000, starting four games as a freshman and catching 10 passes for 56 yards ... Played in junior college in 2001, at College of the Canyons (Santa Clarita, Calif.), where he caught 26 passes for 423 yards and 5 TDs ... Born in Nederland, Texas, but went to high school at Kingwood (Texas) High ... In high school, he was a first-team all-area selection as a senior ... In 1999, attended the Naval Academy Prep School in Newport, R.I. ... Younger brother, John, has also been in San Jose State football program ... Signed with Bengals on 4-27-04.



JAY CHAPMAN — WR

Ht: 6-2

College: Saint Augustine's

Wt: 220

Born: 4-22-80



15

Receiving prospect with excellent size, Chapman played some tight end in college before switching to WR ... In two seasons of NCAA Division II play at Saint Augustine's College (Raleigh, N.C.), he saw action in 16 games with 64 receptions for 842 yards (13.1 avg.) and 10 TDs ... In 2003, caught 36-for-412 with 7 TDs ... In 2002, caught 28-for-430 with 3 TDs ... Began his college career at Syr-

acuse in 1998, seeing brief action with 3 receptions as a freshman ... Transferred in 1999 to Prince George's Community College (Largo, Md.), but did not play football ... Enrolled at Saint Augustine's in spring of 2000, but did not play football until 2002 ... Hometown is Washington, D.C. ... Attended Anacostia High School ... Graduated from Saint Augustine's with a Bachelor of Science degree in criminal justice ... Signed with Bengals on 5-18-04.



DERRICK CRAWFORD — DE

Ht: 6-3

College: Texas A&M-Commerce

Wt: 270

Born: 9-13-78



70

One of the top defensive linemen in the NCAA Division II ranks last season, Crawford led the Lone Star Conference with 8.5 sacks (for 47 yards) ... Ranked fourth in LSC in tackles-for-loss with 12 (for 64 yards) ... Named Defensive Lineman of the Year in the LSC South, and earned honorable mention All-America honors from D2Football.com ... Two-time All-West region selection in the Division II ranks ... Played at Texas A&M-Commerce for three seasons (2001-03), with career totals of 148 tackles (101

solo), 15.5 sacks, 32 tackles-for-loss and three forced fumbles ... Had 53 tackles as a senior, and earned a berth in the Cactus Bowl, the Division II All-Star game ... Was an all-conference performer in junior college in 1998-99 at Trinity Valley (Texas) Community College ... Signed with Central Florida in 2000, but did not play ... Hometown is Avon Park, Fla. ... Attended Avon Park High School, where he was Florida 3A Most Valuable Player as a senior ... All-district basketball player in high school and also lettered in track ... Business administration major at Texas A&M-Commerce ... Signed with Bengals on 4-27-04.



KYLE LARSON — P

Ht: 6-1

College: Nebraska

Wt: 204

Born: 9-2-80



19

A consensus first-team All-Big 12 selection, Larson set a Nebraska record last season with a 45.1-yard punting average (66-2978) ... Was a finalist for 2003 Ray Guy Award (to nation's top punter), and was first-team All-America selection by American Football Coaches Association ... Averaged 43.7 yards per kick on 195 career punts, second-highest average in Nebraska history, and he had 66 kicks downed inside-20 while allowing only 86 to be returned ... Played in three seasons (2001-03), having been redshirted in 1999 and seeing no action in 2000 as a backup ... Had 22 punts of 50 or more yards as a senior, and on the season, one-third of his punts (22 of 66) were

downed inside-20 ... Had a career-long 80-yard punt as a senior vs. Texas, second-longest punt in school history ... Punted for North team (coached by Marvin Lewis and the Bengals' staff) in the Senior Bowl on 1-24-04 in Mobile, Ala. ... Hometown is Funk, Neb. ... Attended Kearney (Neb.) High School, where he earned all-state punting honors with a 46.5-yard average as a senior and also played center and linebacker ... Earned four high school letters in track ... Earned numerous school and conference academic honors in high school, and at Nebraska, he was a three-time member of the Big Twelve Commissioner's Academic Honor Roll ... Graduated from Nebraska in December of 2003 with a degree in business administration ... Signed with Bengals on 4-27-04.



MARLUS MAYS — WR

Ht: 6-0

College: Northern Iowa

Wt: 204

Born: 10-10-80



12

Mays' production as a Northern Iowa senior was limited by a hamstring injury that bothered him most of the season, but he still finished his UNI career with 116 catches for 2031 yards and 12 TDs ... Big-play receiver who averaged 17.5 yards per catch for his career ... Best season was as a junior in 2002, when he led the team with 54 catches and 992 yards (18.4 avg.), scoring 5 TDs ... Finished second in Gateway Conference in receptions as a junior ... Played much of the 2003 season with the hamstring injury, but he missed only one game while starting 12, and he finished with 30 catches for 493 yards and 5 TDs ... Had 7 catches as a se-

nior against Big Twelve foe Iowa State ... Selected to play in the inaugural Division 1-AA Football All-Star Classic after his senior season, but the game was cancelled due to financial difficulties ... Helped UNI to a Division 1-AA playoff berth as a sophomore, starting all 14 games and finishing with 31 catches for 539 yards and 2 TDs ... Had his top yardage game (92) as a sophomore in 1-AA playoff game vs. Maine ... Came to UNI in 1999 and was redshirted ... Hometown is Kansas City, Mo. ... Attended North Kansas City High School, where he earned three letters in football, four in basketball and four in track ... Holds degree from UNI in business administration ... Signed with Bengals on 4-27-04.



SCOTT RISLOV — QB

Ht: 6-1

College: San Jose State

Wt: 219

Born: 6-29-80



7

In two seasons (2002-03) at San Jose State, Rislov became the only player in school history to pass for more than 3000 yards twice in a career ... Closed college career by earning Blue team offensive MVP honors in the 2003 Blue-Gray All-Star Classic, completing 16-of-24 passes for 195 yards and 1 TD ... Started every game (24) he played for San Jose State, and had more than twice as many TD passes (40) as INTs (19) ... Completed 61.2% of his passes (275-of-449) as a junior, for 3251 yards with 22 TDs and 14 INTs ... Completed 59.7% (261-of-437) as a senior, for 3016 yards, 18 TDs and 5 INTs ... Passed for 408 yards as a junior in win over defending Big Ten champ Illinois ... Caught 6-yard TD pass vs.

UTEP as a junior ... Began college career at North Dakota, where he was redshirted in 1999 and saw brief action (19-of-34 passing) as a freshman in 2000 ... Transferred to Ellsworth (Iowa) Community College for 2001, earning first-team All-Conference honors with 12 TD passes and 4 rushing scores ... Hometown is Pierre, S.D. ... Attended T.F. Riggs High School, where as a senior in 1998 he earned *USA Today* honorable mention All-America honors ... An outstanding student, he posted a 4.00 grade point average in 2002 and a 3.99 GPA in '03 ... Achieved "President's Scholar" status at San Jose State and North Dakota, and was first San Jose State football player in a generation to maintain a 4.00 GPA for three semesters ... Signed with Bengals on 4-27-04 ... Last name is pronounced "RIZ-love."



LARRY STEVENS — OLB

Ht: 6-2

College: Michigan

Wt: 241

Born: 1-22-82



43

One of the fastest defensive linemen in the Big Ten, Stevens attempts the switch to outside linebacker in the NFL ... Two-year starting DE at Michigan, he played in 49 Wolverines games with 26 starts ... Started 12 games as a senior and shared team honor (Dick Katcher Award) for most valuable defensive lineman ... Named second-team all-conference by Big Ten coaches after logging 27 tackles with 4 sacks and 8 tackles-for-loss ... Had 108 career tackles with 13 sacks and 28 TFL ... Played in two Citrus Bowls and an Outback Bowl before closing his ca-

reer against Southern California in 2004 Rose Bowl ... Had career-high 7 tackles vs. Florida in Citrus Bowl on 1-1-03 ... Played rush LB as a Michigan freshman, and was also a LB in high school ... Hometown is Tacoma, Wash. ... Attended Woodrow Wilson High School, earning *USA Today* All-America honorable mention ... First-team all-state player as both a junior and senior, playing LB, RB and WR ... Four-year letterman in prep basketball, he was named team MVP and Outstanding Defensive Player as a senior ... In College of Literature, Science and the Arts at Michigan ... Full name is Larry Ernest Stevens Jr. ... Signed with Bengals on 4-27-04.



ALEX WADE — FB

Ht: 6-0

College: Duke

Wt: 248

Born: 2-12-81



36

One of the top power runners in the Atlantic Coast Conference in 2002, Wade was limited as a senior last season by a pair of hamstring injuries ... Posted 1138 yards from scrimmage as a junior in 2002, going 201-for-979 as a rusher and 20-for-159 as a receiver ... Tied a school record with six 100-yard rushing games as a junior, and scored 4 TDs with 4.9 avg. yards per carry, earning second-team All-ACC honors ... As a senior, played in nine games and totaled 252 rushing yards on 58 carries, plus 11 catches for 131 yards ... Came to Duke in 1999 and

was redshirted ... Played four seasons (2000-03), with 1546 career rushing yards on 343 carries (4.5 avg.) and 526 receiving yards on 55 catches (9.6) ... Born in Rancocas, N.J. ... Attended Council Rock High School in Newtown, Pa., where he set school record for rushing yards in a season (1477) as a senior in 1998 ... Also set his high school's career rushing mark at 2729 yards ... Two-time prep all-league selection, and was named Player of the Year in 1998 by *The Trentonian* newspaper ... As a prep senior, was named a National Football Foundation and Hall of Fame Scholar-Athlete ... Earned history degree from Duke ... Signed with Bengals on 4-27-04.



WENDELL WILLIAMS — SS

Ht: 6-1

College: Louisiana-Lafayette

Wt: 215

Born: 10-20-81



41

Williams was not a high-profile college player, seeing action in a safety rotation as a ULL senior, but he caught the attention of pro scouts ... "Wendell is a big, athletic player in the secondary, and he has all the measurables you look for," said Bengals defensive backs coach Kevin Coyle. "Speed in the 40, vertical jump, broad jump — it's all there. He may be raw in some areas, but we really like his potential" ... Enrolled at ULL in August of 1999, but did not play football until his sophomore season of eli-

gibility in 2001 ... Began his college career as a reserve wide receiver, playing in the last seven games in 2001 ... As a junior in 2002, he returned a blocked punt 18 yards for a TD ... As a senior in 2003, playing free safety, he led the team with 3 interceptions and had 30 tackles (22 solo) with 4 passes defended and a forced fumble ... Played in all 12 games as a senior, and his playing time steadily increased as the season progressed ... Hometown is Baton Rouge, La. ... Attended Belaire High School ... Earned degree from ULL in business administration ... Signed with Bengals on 4-27-04.



LANCE YOUNG — WR

Ht: 6-1

College: Iowa State

Wt: 181

Born: 6-8-81



18

Quick and athletic receiver is also a proven special teams contributor, always a key asset for college free agents attempting to crack the roster ... Caught 84 passes for 1273 yards and 10 touchdowns in three seasons (2001-03) at Iowa State ... Also averaged 21.2 yards on 47 kickoff returns and was a mainstay on kick coverage teams ... His biggest season was 2002 as a junior, when he caught 43 passes for 704 yards (16.4 avg.) and had 6 TD receptions ... Also as a junior, averaged 21.1 yards on 28 kickoff returns ... Caught 32-for-467 (14.6) as a

senior, and averaged 21.5 yards on 19 kickoff returns ... As a sophomore in 2001, had 3 TDs among his 9 catches for 102 yards ... Began his career at the University of Wisconsin, and transferred to Coffeyville (Kan.) Community College before going to Iowa State in 2001 ... Hometown is St. Louis, Mo. ... Attended Beaumont High School, where he was an all-state receiver and also earned all-conference mention for four seasons as a defensive back ... Team captain and MVP on both offense and defense for his last two high school seasons ... Sociology major at Iowa State ... Signed with Bengals on 4-27-04.

REPLAY CHALLENGES

There were 19 plays reviewed by instant replay in Bengals games in 2003. Only three of the 19 on-field calls were reversed by the referee. In each of the three reversals, the team ruled against won the game anyway. Ten of the rulings were favorable to Cincinnati, and nine favored the opponent.

Bengals head coach **Marvin Lewis** challenged five calls, with one reversed. The reversal came Sept. 7 vs. Denver, with a 14-yard Broncos completion ruled incomplete after the review.

Opposing head coaches challenged seven calls, with one reversed. The reversal came in the Oct. 19 Baltimore game, when the Ravens challenged an incompleting ruling on a third-quarter pass from **Kyle Boller** to **Todd Heap**. After review, referee **Johnny Grier** ruled the play a 24-yard completion. The call aided a Baltimore field goal drive.

NFL replay officials make the call to order any reviews during the last two minutes of a half. There were seven reviews so ordered in Bengals games last season, with one call reversed. The reversal came Nov. 9 vs. Houston, when a 13-yard TD pass from Cincinnati's **Jon Kitna** to WR **Chad Johnson** was ruled no score on the basis that Johnson was down by contact at the Texans' one-yard line. The play did not affect the game's outcome, as it occurred in the final minute of the fourth quarter with Cincinnati already leading 34-27.

P.B. AND THE HALL OF FAME


Paul Brown, founder of the Cincinnati Bengals, was enshrined in the Pro Football Hall of Fame in 1967, and numerous other Hall of Fame members played and/or coached under Brown.

The most recent addition to P.B.'s disciples in the Hall of Fame was Bengals tackle **Anthony Munoz**, considered by many to be the greatest offensive lineman in NFL history. Munoz, a 1998 inductee, played his entire 13-year pro career (1980-92) with the Bengals. Some analysts thought he was too risky a prospect for an early first-round draft selection because he had experienced knee injuries in college. But Brown, as Bengals general manager in 1980, selected Munoz with the No. 3 overall pick.

The 1997 Hall of Fame class included **Don Shula**, winningest coach in NFL history, who played defensive back in the NFL and was a rookie on Brown's defending NFL champion Cleveland Browns in 1951.

WR **Charlie Joiner**, who played for the Bengals under Brown from 1972-75, was elected to the Hall of Fame in the 1996 class of inductees. Also, 12 other players Brown coached for the Cleveland Browns are in the Hall of Fame. They are: **Doug Atkins**, DE, 1953-54; **Jim Brown**, FB, 1957-65; **Willie Davis**, DE, 1958-59; **Len Dawson**, QB, 1960-61; **Len Ford**, WR, 1948-58; **Frank Gatski**, C, 1946-56; **Lou Groza**, T/PG, 1946-59; **Dante Lavelli**, WR, 1946-56; **Mike McCormack**, T, 1954-62; **Bobby Mitchell**, RB/WR, 1958-61; **Marion Motley**, FB/LB, 1946-55; and **Bill Willis**, G, 1946-53.

Former assistant coaches under Paul Brown who are in the Hall of Fame are **Weeb Ewbank** and **Bill Walsh**. Also in the Hall of Fame is **Forrest Gregg**, hired by Brown as Bengals head coach in 1980.



**2003 IN
REVIEW**



BENGALS 2003 STATISTICS

WON 8, LOST 8

DATE	W/L	SCORE	OPPONENT	ATT
September 7	L	10-30	Denver	63,820
September 14	L	20-23	at Oakland	50,135
September 21	L	10-17	Pittsburgh	64,596
September 28	W	21-14	at Cleveland	73,428
October 5	L	16-22 OT	at Buffalo	72,615
October 19	W	34-26	Baltimore	53,553
October 26	W	27-24	Seattle	52,131
November 2	L	14-17	at Arizona	23,531
November 9	W	34-27	Houston	50,437
November 16	W	24-19	Kansas City	64,923
November 23	W	34-27	at San Diego	52,069
November 30	W	24-20	at Pittsburgh	58,797
December 7	L	13-31	at Baltimore	69,468
December 14	W	41-38	San Francisco	64,666
December 21	L	10-27	at St. Louis	66,061
December 28	L	14-22	Cleveland	65,362

TEAM STATISTICS

	BENGALS	OPP.
Total First Downs	313	320
Rushing	101	119
Passing	181	177
Penalty	31	24
3rd Down: Made-Att	102-228	85-206
3rd Down Pct.	44.7	41.3
4th Down: Made-Att	5-11	9-14
4th Down Pct.	45.5	64.3
Possession Avg.	30:52	29:08
Total Net Yards	5329	5620
Avg. Per Game	333.1	351.3
Total Plays	1038	999
Avg. Per Play	5.1	5.6
Net Yards Rushing	1987	2218
Avg. Per Game	124.2	138.6
Total Rushes	481	461
Net Yards Passing	3342	3402
Avg. Per Game	208.9	212.6
Sacked-Yards Lost	37-249	30-196
Gross Yards	3591	3598
Att.-Completions	520-324	508-297
Completion Pct.	62.3	58.5
Had Intercepted	15	14
Punts-Average	77-39.5	67-42.5
Net Punting Avg.	32.2	35.1
Penalties-Yards	107-846	108-921
Fumbles-Ball Lost	16-7	26-10
Touchdowns	40	43
Rushing	12	18
Passing	26	23
Returns	2	2

SCORE BY PERIODS

	1	2	3	4	OT	PTS
Bengals	83	115	49	99	0	346
Opponents	71	117	74	116	6	384

RUSHING	No	Yds	Avg	Lg	TD
Rudi Johnson	215	957	4.5	54	9
Corey Dillon	138	541	3.9	39	2
Brandon Bennett	56	173	3.1	19	0
Peter Warrick	18	157	8.7	50	0
Jon Kitna	38	113	3.0	15	0
Jeremi Johnson	15	41	2.7	12	1
Kelley Washington	1	5	5.0	5	0

Bengals	481	1987	4.1	54	12
Opponents	461	2218	4.8	781	18

RECEIVING	No	Yds	Avg	Lg	TD
Chad Johnson	90	1355	15.1	821	10
Peter Warrick	79	819	10.4	771	7
Brandon Bennett	25	176	7.0	16	1
Matt Schobel	24	332	13.8	451	2
Kelley Washington	22	299	13.6	511	4
Tony Stewart	21	212	10.1	21	0
Rudi Johnson	21	146	7.0	17	0
Jeremi Johnson	15	82	5.5	16	1
Reggie Kelly	13	81	6.2	13	1
Corey Dillon	11	71	6.5	14	0
Kevin Walter	3	18	6.0	9	0

Bengals	324	3591	11.1	821	26
Opponents	297	3598	12.1	731	23

INTERCEPTIONS	No	Yds	Avg	Lg	TD
Tory James	4	56	14.0	31	0
Jeff Burris	2	17	8.5	17	0
Brian Simmons	2	14	7.0	13	0
Rogers Beckett	2	11	5.5	11	0
Kevin Kaesviharn	1	10	10.0	10	0
Artrell Hawkins	1	8	8.0	8	0
Terrell Roberts	1	6	6.0	6	0
Mark Roman	1	1	1.0	1	0

Bengals	14	123	8.8	31	0
Opponents	15	225	15.0	81	2

PUNTING	No	Yds	Avg	Net	TB	In20	Lg	B
Kyle Richardson	49	1961	40.0	33.5	5	9	58	0
Nick Harris	28	1084	38.7	30.0	3	5	53	0

Bengals	77	3045	39.5	32.2	8	14	58	0
Opponents	67	2845	42.5	35.1	8	21	72	0

PUNT RETURNS	Ret	FC	Yds	Avg	Lg	TD
Peter Warrick	25	8	273	10.9	681	1
Jeff Burris	5	0	58	11.6	34	0

Bengals	30	8	331	11.0	681	1
Opponents	47	7	403	8.6	37	0

SCORING	Total TDs	TD Rush	TD Rec	TD PR	TD KOR	TD Int	TD Rt	TD FR Rt	TD BFG Rt	TD BP Rt	Kick PAT	FG	2-Pt Conv	S	TP
Shayne Graham	0	0	0	0	0	0	0	0	0	0	40-40	22-25	0	0	106
Chad Johnson	10	0	10	0	0	0	0	0	0	0	—	—	0	0	60
Rudi Johnson	9	9	0	0	0	0	0	0	0	0	—	—	0	0	54
Peter Warrick	8	0	7	1	0	0	0	0	0	0	—	—	0	0	48
Kelley Washington	4	0	4	0	0	0	0	0	0	0	—	—	0	0	24
Corey Dillon	2	2	0	0	0	0	0	0	0	0	—	—	0	0	12
Jeremi Johnson	2	1	1	0	0	0	0	0	0	0	—	—	0	0	12
Matt Schobel	2	0	2	0	0	0	0	0	0	0	—	—	0	0	12
Brandon Bennett	1	0	1	0	0	0	0	0	0	0	—	—	0	0	6
Kevin Hardy	1	0	0	0	0	0	1	0	0	0	—	—	0	0	6
Reggie Kelly	1	0	1	0	0	0	0	0	0	0	—	—	0	0	6
Bengals	40	12	26	1	0	0	1	0	0	0	40-40	22-25	0-0	0	346
Opponents	43	18	23	0	0	2	0	0	0	0	38-38	28-33	2-4	0	384

KICKOFF RETURNS	No	Yds	Avg	Lg	TD
Brandon Bennett	53	1146	21.6	46	0
Terrell Roberts	7	128	18.3	23	0
Kenny Watson	7	113	16.1	27	0
Rudi Johnson	2	23	11.5	15	0
Carl Powell	2	33	16.5	20	0
Jeremi Johnson	1	16	16.0	16	0
Glen Steele	1	2	2.0	2	0
Tony Stewart	1	13	13.0	13	0
Bengals	74	1474	19.9	46	0
Opponents	71	1470	20.7	45	0

FIELD GOALS	1-19	20-29	30-39	40-49	50+	Total
Shayne Graham	0-0	5-5	10-10	7-8	0-2	22-25
Bengals	0-0	5-5	10-10	7-8	0-2	22-25
Opponents	1-1	11-12	9-11	5-7	2-2	28-33

FIELD GOAL ATTEMPTS BY GAME:

Shayne Graham: (26G) (31G, 22G) (44G) (-) (39G, 37G, 54N, 30G) (44G, 37G) (30G, 25G) (-) (40G, 40G) (27G, 48N) (37G, 47G) (44G) (25G, 38G) (34G, 30G) (48G) (52N).

Opponents: (51G, 27G, 39G) (40G, 26G, 39G) (24N, 33G) (35N) (27G, 38G, 29G) (25G) (27G, 49B) (31G, 34N) (45G, 33G) (37G, 39G, 44N) (48G, 26G) (23G, 39G) (22G) (23G) (26G, 50G) (42G, 42G, 18G).

PASSING	Att	Cmp	Yds	Cmp %	Yds/Att	TD	TD %	Int	Int %	Lg	Sacks-Yds	Rat
Jon Kitna	520	324	3591	62.3	6.91	26	5.0	15	2.9	82t	37-249	87.4
Bengals	520	324	3591	62.3	6.91	26	5.0	15	2.9	82t	37-249	87.4
Opponents	508	297	3598	58.5	7.08	23	4.5	14	2.8	73t	30-196	83.9

2003 DEFENSIVE & SPECIAL TEAMS STATISTICS

— Coaches' Statistics —

DEFENSE

Player	ST	AT	TT	Sks-Yds	Int-Yds	PBU	FF	FR-Yds
Kevin Hardy	75	49	124	1.5-11	0-0	4	1	1-10
Brian Simmons	78	39	117	1.5-9	2-14	7	2	4-13
Justin Smith	55	36	91	5-16.5	0-0	1	0	0-0
Rogers Beckett	46	41	87	3-24	2-11	4	1	0-0
Mark Roman	51	32	83	0.5-5	1-1	5	1	0-0
Tory James	55	13	68	1-1	4-56	18	0	0-0
Artrell Hawkins	47	19	66	0-0	1-8	8	1	0-0
Duane Clemons	46	17	63	6-46	0-0	2	1	1-0
Adrian Ross	39	23	62	0-0	0-0	0	2	0-0
Tony Williams	32	29	61	2-9	0-0	0	1	1-(-1)
John Thornton	32	28	60	6-42	0-0	3	1	2-2
Kevin Kaesviharn	40	19	59	1-8	1-10	4	0	0-0
Jeff Burris	32	12	44	0-0	2-17	6	1	0-0
Glen Steele	20	11	31	0.5-5.5	0-0	1	0	0-0
Carl Powell	15	16	31	0.5-2.5	0-0	1	1	1-0
Oliver Gibson	14	15	29	0.5-3.5	0-0	2	0	0-0
Terrell Roberts	14	3	17	1-13	1-6	1	1	0-0
Riall Johnson	4	7	11	0-0	0-0	0	0	0-0
Dwayne Levels	3	6	9	0-0	0-0	0	0	0-0
Marquand Manuel	6	2	8	0-0	0-0	0	0	0-0
Reggie Myles	4	1	5	0-0	0-0	0	0	0-0

SPECIAL TEAMS

Player	ST	AT	TT	FF	FR-Yds	BP	BFG	BXP
Reggie Myles	14	7	21	0	0-0	0	0	0
Rogers Beckett	13	4	17	1	0-0	0	0	0
Khalid Abdullah	10	4	14	0	0-0	0	0	0
Kevin Kaesviharn	10	3	13	0	0-0	0	0	0
Riall Johnson	9	3	12	0	0-0	0	0	0
Dwayne Levels	6	4	10	0	0-0	0	0	0
Brandon Bennett	6	3	9	0	0-0	0	0	0
Brad St. Louis	6	1	7	0	0-0	0	0	0
Kevin Walter	5	1	6	1	0-0	0	0	0
Jeff Burris	4	2	6	0	0-0	0	0	0
Shayne Graham	4	2	6	0	0-0	0	0	0
Marquand Manuel	4	2	6	0	0-0	0	0	0
Chris Edmonds	3	2	5	0	0-0	0	0	0
Tory James	4	0	4	0	0-0	0	0	0
Terrell Roberts	4	0	4	0	0-0	0	0	0
Kenny Watson	4	0	4	0	0-0	0	0	0
Artrell Hawkins	2	2	4	0	0-0	0	0	0
Adrian Ross	2	2	4	0	0-0	0	0	0
Frank Chamberlin	1	2	3	0	0-0	0	0	0
Tony Stewart	2	0	2	0	0-0	0	0	0
John Thornton	0	0	0	0	0-0	0	1	0

BUSIEST BENGALS — OFFENSE & DEFENSE

QB **Jon Kitna** was the only Bengal to play every snap with his unit in 2003, seeing action on all 1078 offensive plays. Kitna was the only QB in the NFL to play every offensive snap for his team. LB **Kevin Hardy** led the Cincinnati defense in total snaps last season, playing 1030 of a possible 1038 defensive plays.

Here is a list of the five most active players on each unit (from coaching staff statistics):

— OFFENSE —

(1078 total scrimmage plays)

Player	Snaps	Pct. of Total
Jon Kitna, QB	1078	100.0%
Willie Anderson, OT	1067	99.0%
Levi Jones, OT	1053	97.7%
Eric Steinbach, G	1022	94.8%
Rich Braham, C	1016	94.2%

— DEFENSE —

(1038 total scrimmage plays)

Player	Snaps	Pct. of Total
Kevin Hardy, LB	1030	99.2%
Tory James, CB	1014	97.7%
Brian Simmons, LB	999	96.2%
Mark Roman, FS	986	95.0%
Justin Smith, DE	917	88.3%

BENGALS 2003 GAME-BY-GAME TEAM STATISTICS

BENGALS

GAME	TOT YDS	RUSH- YDS	NET PASS YDS	COMP- ATT	TD-P/ INT	SACKS- YDS	1D	3D- CONV	F-FL	POSS
9-7 Den.	294	22-51	243	20-37	1/2	4-21	15	3-12	3-2	27:42
9-14 @Oak.	416	39-129	287	25-41	1/2	2-16	27	9-18	0-0	39:24
9-21 Pitt.	182	16-57	125	16-24	1/1	4-32	11	3-10	0-0	22:54
9-28 @Cle.	295	29-80	215	23-31	3/0	0-0	17	9-15	0-0	29:47
10-5 @Buff.	279	27-67	212	26-44	0/1	1-13	18	6-16	3-1	34:30
10-19 Balt.	303	28-59	244	16-27	3/0	4-30	17	7-15	1-0	30:56
10-26 Sea.	412	34-194	218	18-30	2/0	2-8	19	7-16	0-0	32:26
11-2 @Ariz.	263	18-48	215	21-38	1/2	2-3	17	3-10	3-0	25:08
11-9 Hou.	422	57-240	182	18-26	1/1	0-0	27	11-18	0-0	41:15
11-16 K.C.	422	33-200	222	19-32	2/0	2-11	21	4-13	0-0	32:48
11-23 @S.D.	444	47-210	234	24-38	4/0	1-9	33	13-20	1-1	38:18
11-30 @Pitt.	379	25-113	266	18-32	3/0	1-5	18	6-12	0-0	26:47
12-7 @Balt.	268	21-100	168	23-31	1/2	6-46	15	4-13	4-3	27:04
12-14 S.F.	393	37-225	168	18-25	2/0	2-21	23	7-13	0-0	33:11
12-21 @StL.	286	23-99	187	16-29	1/3	3-15	14	4-13	0-0	24:42
12-28 Cle.	271	25-115	156	23-35	0/1	3-19	21	6-14	1-0	28:55
TOTALS	5329	481-1987	3342	324-520	26/15	37-249	313	102-228	16-7	30:52

OPPONENTS

GAME	TOT YDS	RUSH- YDS	NET PASS YDS	COMP- ATT	TD-P/ INT	SACKS- YDS	1D	3D- CONV	F-FL	POSS
9-7 Den.	293	40-184	109	12-25	0/3	1-6	19	6-14	0-0	32:18
9-14 @Oak.	237	20-134	103	13-28	0/0	0-0	12	2-10	0-0	20:36
9-21 Pitt.	376	38-138	238	21-34	1/1	1-2	22	8-16	1-0	37:06
9-28 @Cle.	339	22-69	270	23-36	2/1	2-10	18	5-11	3-0	30:13
10-5 @Buff.	257	27-80	177	19-35	1/0	4-34	17	3-15	3-0	29:23
10-19 Balt.	401	29-120	281	15-27	2/1	3-21	21	2-11	4-2	29:04
10-26 Sea.	459	24-121	338	26-43	3/3	2-6	24	8-14	2-2	27:34
11-2 @Ariz.	304	37-161	143	18-28	2/0	2-23	20	8-16	1-1	34:52
11-9 Hou.	269	19-140	129	11-25	2/1	2-17	13	3-11	0-0	18:45
11-16 K.C.	371	17-67	304	28-42	2/0	1-9	20	1-11	0-0	27:12
11-23 @S.D.	325	20-118	207	15-33	2/0	2-3	17	3-11	0-0	21:42
11-30 @Pitt.	384	25-85	299	29-44	1/1	6-36	23	11-17	2-1	33:13
12-7 @Balt.	353	45-223	130	8-19	1/2	2-15	21	5-13	3-1	32:56
12-14 S.F.	502	27-171	331	26-33	2/0	1-13	31	6-9	4-3	26:49
12-21 @StL.	371	31-143	228	24-38	2/1	1-1	23	10-16	2-0	35:18
12-28 Cle.	379	40-264	115	9-18	0/0	0-0	19	4-11	1-0	31:05
TOTALS	5620	461-2218	3402	297-508	23/14	30-196	320	85-206	26-10	29:08

BENGALS 2003 RED ZONE REPORT

BENGALS

Inside-20 possessions	47
Total scores	42 (89.4%)
TDs	28 (59.6%)
FGs	14 (29.8%)
TD% NFL rank:	6th
No scores	5 (10.6%)
End of game	2 (4.3%)
Interceptions	2 (4.3%)
End of half	1 (2.1%)

OPPONENTS

Inside-20 possessions	55
Total scores	48 (87.3%)
TDs	30 (54.5%)
FGs	18 (32.7%)
TD% NFL rank:	23rd
No scores	7 (12.7%)
Missed FGs	3 (5.5%)
Lost fumbles	3 (5.5%)
Lost on downs	1 (1.8%)

BENGALS 2003 STARTING LINEUPS

OFFENSE

GAME	WR	LOT	LG	C	RG	ROT	TE	WR	QB	HB	FB
9-7 Den.	Warrick	Jones	Steinbach	Goff	O'Dwyer	Anderson	Kelly	C.Johnson	Kitna	Dillon	J.Johnson
9-14 @Oak.	Warrick	Jones	Steinbach	Braham	Goff	Anderson	Kelly	C.Johnson	Kitna	Dillon	J.Johnson
9-21 Pitt.	Warrick	Jones	Steinbach	Braham	Goff	Anderson	Kelly	Hamilton	Kitna	Dillon	J.Johnson
9-28 @Cle.	Warrick	Jones	Steinbach	Braham	Goff	Anderson	Kelly	C.Johnson	Kitna	Dillon	J.Johnson
10-5 @Buff.	Warrick	Jones	Steinbach	Braham	Goff	Anderson	Kelly	C.Johnson	Kitna	Ru.Johnson	J.Johnson
10-19 Balt.	Warrick	Jones	Steinbach	Braham	Goff	Anderson	Kelly	C.Johnson	Kitna	Dillon	J.Johnson
10-26 Sea.	Stewart(TE)	Jones	Steinbach	Braham	Goff	Anderson	Kelly	C.Johnson	Kitna	Ru.Johnson	J.Johnson
11-2 @Ariz.	Warrick	Jones	Steinbach	Braham	Goff	Anderson	Stewart	C.Johnson	Kitna	Dillon	J.Johnson
11-9 Hou.	Warrick	Jones	Steinbach	Braham	Goff	Anderson	Stewart	C.Johnson	Kitna	Ru.Johnson	J.Johnson
11-16 K.C.	Warrick	Jones	Steinbach	Braham	Goff	Anderson	Stewart	C.Johnson	Kitna	Ru.Johnson	Schobel(TE)
11-23 @S.D.	Warrick	Jones	Steinbach	Braham	Goff	Anderson	Washington(WR)	C.Johnson	Kitna	Ru.Johnson	J.Johnson
11-30 @Pitt.	Warrick	Jones	Steinbach	Braham	Goff	Anderson	Kelly	Stewart(TE)	Kitna	Dillon	J.Johnson
12-7 @Balt.	Warrick	Jones	Steinbach	Braham	Goff	Anderson	Stewart	C.Johnson	Kitna	Dillon	Washington(WR)
12-14 S.F.	Warrick	Jones	Steinbach	Braham	Goff	Anderson	Kelly	C.Johnson	Kitna	Dillon	Washington(WR)
12-21 @StL.	Stewart(TE)	Jones	Rehberg	Braham	Goff	Anderson	Kelly	C.Johnson	Kitna	Dillon	J.Johnson
12-28 Cle.	Warrick	Jones	Steinbach	Braham	Goff	Anderson	Kelly	C.Johnson	Kitna	Dillon	J.Johnson

DEFENSE

GAME	LDE	LDT	ROT	RDE	SLB	MLB	WLB	LCB	RCB	SS	FS
9-7 Den.	Powell	Thornton	Williams	Smith	Ross	Hardy	Simmons	Burris	James	Manuel	Roman
9-14 @Oak.	Clemons	Thornton	Williams	Smith	Hawkins(DB)	Hardy(LB)	Simmons(LB)	Burris	James	Kaesviharn	Roman
9-21 Pitt.	Powell	Thornton	Williams	Smith	Ross	Hardy	Simmons	Burris	James	Beckett	Roman
9-28 @Cle.	Powell	Thornton	Williams	Smith	Ross	Hardy	Simmons	Burris	James	Beckett	Roman
10-5 @Buff.	Clemons	Thornton	Williams	Smith	Hawkins(DB)	Hardy(LB)	Simmons(LB)	Burris	James	Kaesviharn	Roman
10-19 Balt.	Clemons	Thornton	Williams	Smith	Ross	Hardy	Simmons	Levels(LB)	James	Kaesviharn	Roman
10-26 Sea.	Clemons	Thornton	Williams	Smith	Hawkins(DB)	Hardy(LB)	Simmons(LB)	Burris	James	Kaesviharn	Roman
11-2 @Ariz.	Clemons	Thornton	Williams	Smith	Ross	Hardy	Simmons	Burris	James	Beckett	Roman
11-9 Hou.	Clemons	Thornton	Williams	Smith	Ross	Hardy	Simmons	Burris	James	Kaesviharn	Roman
11-16 K.C.	Clemons	Thornton	Williams	Smith	Ross	Hardy	Simmons	Hawkins	James	Beckett	Roman
11-23 @S.D.	Clemons	Thornton	Williams	Smith	Ross	Hardy	Simmons	Hawkins	James	Beckett	Roman
11-30 @Pitt.	Clemons	Thornton	Williams	Smith	Ross	Hardy	Simmons	Hawkins	James	Beckett	Roman
12-7 @Balt.	Clemons	Thornton	Williams	Smith	Ross	Hardy	Simmons	Kaesviharn	James	Beckett	Roman
12-14 S.F.	Clemons	Thornton	Williams	Smith	Ross	Hardy	Simmons	Hawkins	James	Kaesviharn	Roman
12-21 @StL.	Clemons	Thornton	Williams	Smith	Ross	Hardy	Simmons	Hawkins	James	Beckett	Roman
12-28 Cle.	Clemons	Thornton	Williams	Smith	Ri.Johnson	Hardy	Simmons	Hawkins	James	Beckett	Roman

BENGALS 2003 BEST SINGLE-GAME PERFORMANCES

Rushing yards

- 182 — Rudi Johnson, Nov. 9 vs. Houston
- 174 — Rudi Johnson, Dec. 14 vs. San Francisco
- 165 — Rudi Johnson, Nov. 16 vs. Kansas City

Rushing attempts

- 43 — Rudi Johnson, Nov. 9 vs. Houston
- 27 — Rudi Johnson, Oct. 26 vs. Seattle
- 22 — Rudi Johnson, Nov. 16 vs. Kansas City

Longest rushes

- 54 — Rudi Johnson, Nov. 16 vs. Kansas City
- 50 — Peter Warrick, Oct. 26 vs. Seattle
- 49 — Rudi Johnson, Dec. 14 vs. San Francisco

Receptions

- 11 — Peter Warrick, Dec. 7 at Baltimore
- 10 — Chad Johnson, Nov. 23 at San Diego
- 9 — Chad Johnson, Nov. 9 vs. Houston

Receiving yards

- 131 — Chad Johnson, Sept. 14 at Oakland
- 130 — Chad Johnson, Oct. 19 vs. Baltimore
- 117 — Chad Johnson, Nov. 30 at Pittsburgh

Passing yards

- 303 — Jon Kitna, Sept. 14 at Oakland
- 274 — Jon Kitna, Oct. 19 vs. Baltimore
- 271 — Jon Kitna, Nov. 30 at Pittsburgh

Pass attempts

- 44 — Jon Kitna, Oct. 5 at Buffalo
- 41 — Jon Kitna, Sept. 14 at Oakland
- 38 — Jon Kitna, Nov. 2 at Arizona
- 38 — Jon Kitna, Nov. 23 at San Diego

Pass completions

- 26 — Jon Kitna, Oct. 5 at Buffalo
- 25 — Jon Kitna, Sept. 14 at Oakland
- 24 — Jon Kitna, Nov. 23 at San Diego

Longest passes

- 82 — Kitna-to-C.Johnson, Oct. 19 vs. Baltimore
- 77 — Kitna-to-Warrick, Nov. 16 vs. Kansas City
- 58 — Kitna-to-C.Johnson, Nov. 30 at Pittsburgh

Yards from scrimmage

- 200 — Rudi Johnson, Nov. 9 vs. Houston
- 182 — Rudi Johnson, Dec. 14 vs. San Francisco
- 177 — Rudi Johnson, Nov. 16 vs. Kansas City

Longest kickoff returns

- 46 — Brandon Bennett, Sept. 14 at Oakland
- 38 — Brandon Bennett, Dec. 7 at Baltimore
- 36 — Brandon Bennett, Dec. 28 vs. Cleveland

Longest punt returns

- 68 — Peter Warrick, Nov. 16 vs. Kansas City
- 34 — Jeff Burris, Dec. 21 at St. Louis
- 31 — Peter Warrick, Sept. 21 vs. Pittsburgh

Total tackles (coaches' statistics based on film review)

- 18 — Rogers Beckett, Nov. 2 at Arizona
- 15 — Kevin Hardy, Nov. 30 at Pittsburgh
- 13 — Justin Smith, Oct. 19 vs. Baltimore
- 13 — Terrell Roberts, Dec. 14 vs. San Francisco

Solo tackles (coaches' statistics based on film review)

- 12 — Jeff Burris, Sept. 21 vs. Pittsburgh
- 12 — Terrell Roberts, Dec. 14 vs. San Francisco
- 11 — Rogers Beckett, Nov. 2 at Arizona

2003 BENGALS REGULAR SEASON

Game 1 Denver 30, Bengals 10 Sunday, Sept. 7, at Paul Brown Stadium

The rushing attacks were the prime determinant as Denver controlled the game from start to finish in a disappointing Bengals season opener. The Broncos' 184 rushing yards were the most in the NFL in Week 1, and Denver averaged 4.6 yards per carry. Clinton Portis led the Broncos with 120 yards on 24 carries and scored 2 TDs. The Bengals managed only 51 rushing yards, averaging 2.3 yards per trip. Cincinnati HB Corey Dillon, who set an NFL record with 278 yards in his previous appearance vs. Denver, was held to 34 yards on 14 carries. Red-zone production also affected the Bengals' chances to make a game of it early. Trailing 10-0 in the second quarter, the Bengals drove to a first down at the Denver 6, but had to settle for a field goal. The Broncos responded with a 66-yard, 5-play TD drive for a 17-3 lead, and Denver mounted a 30-3 advantage before the Bengals reached the end zone on a 41-yard fourth-quarter TD pass from Jon Kitna to Chad Johnson.

Denver	3	17	7	3	—	30
Cincinnati	0	3	0	7	—	10

TEAM	SCORING PLAY	QTR-LEFT
Den.	J. Elam 51 field goal	1-9:04
Den.	C. Portis 2 run (J. Elam kick)	2-10:54
Cin.	S. Graham 26 field goal	2-3:13
Den.	C. Portis 8 run (J. Elam kick)	2-1:13
Den.	J. Elam 27 field goal	2-0:11
Den.	I. Gold 12 interception return (J. Elam kick)	3-10:18
Den.	J. Elam 39 field goal	4-4:16
Cin.	C. Johnson 41 pass from J. Kitna (S. Graham kick)	4-3:04

Missed FG: None.
Attendance: 63,620. Time: 3:04.

RUSHING									
BRONCOS	Att	Yds	Lg	TD	BENGALS	Att	Yds	Lg	TD
C. Portis	24	120	23	2	C. Dillon	14	34	7	0
R. Smith	3	23	12	0	P. Warrick	2	11	14	0
M. Anderson	7	15	6	0	J. Kitna	3	5	6	0
A. Lelie	2	12	12	0	B. Bennett	3	1	1	0
J. Plummer	3	7	4	0					
S. Beuerlein	1	7	7	0					
TOTALS	40	184	23	2	TOTALS	22	51	14	0

PASSING									
BRONCOS	Att	Cmp	Yds	TD-I	BENGALS	Att	Cmp	Yds	TD-I
J. Plummer	25	12	115	0-3	J. Kitna	37	20	264	1-2
S. Beuerlein	0	0	0	0-0					
TOTALS	25	12	115	0-3	TOTALS	37	20	264	1-2

RECEIVING									
BRONCOS	No	Yds	Lg	TD	BENGALS	No	Yds	Lg	TD
R. Smith	5	43	12	0	C. Johnson	6	95	41	1
C. Portis	5	39	13	0	M. Schobel	4	97	40	0
S. Sharpe	1	23	23	0	P. Warrick	4	31	15	0
D. Carswell	1	10	10	0	K. Washington	2	18	9	0
					C. Dillon	2	7	5	0
					B. Bennett	1	10	10	0
					J. Johnson	1	6	6	0
TOTALS	12	115	23	0	TOTALS	20	264	41	1

INDIVIDUAL DEFENSE
DENVER (press box stats) — **Leading Tackler:** I. Gold 7-1-8.
Sacks: B. Berry 2-9, R. Hayward 1-6, T. Pryce 1-6. **Int.:** I. Gold 1-12, K. Herndon 1-3. **FF:** R. Hayward 1, T. Pryce 1. **FR:** R. Hayward 1-0.
CINCINNATI (coaches' stats) — **Leading Tacklers:** R. Beckett 4-2-6, J. Burris 4-2-6. **Sacks:** D. Clemons 1-6. **Int.:** T. James 1-24, B. Simmons 1-13, M. Roman 1-1. **FF:** None. **FR:** None.

Game 2 Oakland 23, Bengals 20 Sunday, Sept. 14, at Network Associates Coliseum

The Bengals rallied to tie from deficits of 10-0 and 20-13 against the defending AFC Champions, but Oakland drove 55 yards in eight plays to break a 20-20 tie on Sebastian Janikowski's 39-yard field goal with 0:09 to play. The Raiders had gone ahead 20-13 on Phillip Buchanon's 83-yard INT return with 3:46 to play, but the Bengals responded with a 46-yard Brandon Bennett kickoff return and a 53-yard drive that ended with Jon Kitna's 8-yard TD pass to Peter Warrick. The Bengals lost despite outgaining the Raiders 416 yards to 237, making 27 first downs to Oakland's 12 and posting 39:24 minutes in possession time. Cincinnati got a tough break when an apparent fumble recovery by CB Tory James was ruled not subject to instant replay challenge because the runner was whistled down by contact. The ruling extended an Oakland possession at the Cincinnati 15-yard line and helped the Raiders score their first TD. The Bengals fell to 0-9 in games against the Raiders at Oakland, and dropped to 0-2 on the season. The Raiders improved to 1-1.

Cincinnati	3	7	3	7	—	20
Oakland	10	0	3	10	—	23

TEAM	SCORING PLAY	QTR-LEFT
Oak.	S. Janikowski 40 field goal	1-12:12
Oak.	T. Wheatley 2 run (S. Janikowski kick)	1-9:27
Cin.	S. Graham 31 field goal	1-5:14
Cin.	C. Dillon 1 run (S. Graham kick)	2-11:46
Oak.	S. Janikowski 26 field goal	3-8:18
Cin.	S. Graham 22 field goal	3-0:30
Oak.	P. Buchanon 83 interception return (S. Janikowski kick)	4-3:46
Cin.	P. Warrick 8 pass from J. Kitna (S. Graham kick)	4-1:18
Oak.	S. Janikowski 39 field goal	4-0:09

Missed FG: None.
Attendance: 50,135. Time: 3:13.

	CINCINNATI	OAKLAND
First downs	27	12
Third down conversions-attempts	9-18	2-10
Total net yards	416	237
Net yards rushing	129	134
Net yards passing	287	103
Pass attempts-completions-interceptions	41-25-2	28-13-0
Sacks against-yards lost	2-16	0-0
Punts-average	6-38.5	6-54.2
Punt returns-yards	3-56	5-81
Kickoff returns-yards	5-128	5-100
Penalties-yards	7-65	6-59
Fumbles-lost	0-0	0-0
Time of possession	39:24	20:36

RUSHING									
BENGALS	Att	Yds	Lg	TD	RAIDERS	Att	Yds	Lg	TD
C. Dillon	19	84	18	1	C. Garner	13	63	21	0
B. Bennett	19	43	9	0	J. Fargas	2	56	53	0
P. Warrick	1	2	2	0	T. Wheatley	4	14	7	1
					R. Gannon	1	1	1	0
TOTALS	39	129	18	1	TOTALS	20	134	53	1

PASSING									
BENGALS	Att	Cmp	Yds	TD-I	RAIDERS	Att	Cmp	Yds	TD-I
J. Kitna	41	25	303	1-2	R. Gannon	28	13	103	0-0
TOTALS	41	25	303	1-2	TOTALS	28	13	103	0-0

RECEIVING									
BENGALS	No	Yds	Lg	TD	RAIDERS	No	Yds	Lg	TD
C. Johnson	8	131	34	0	C. Garner	5	39	24	0
P. Warrick	8	109	30	1	J. Rice	4	40	18	0
R. Kelly	3	24	9	0	T. Johnson	1	9	9	0
J. Johnson	2	1	1	0	D. Jolley	1	8	8	0
B. Bennett	1	16	16	0	T. Brown	1	7	7	0
M. Schobel	1	13	13	0	Z. Crockett	1	0	0	0
C. Dillon	1	6	6	0					
T. Stewart	1	3	3	0					
TOTALS	25	303	34	1	TOTALS	13	103	24	0

INDIVIDUAL DEFENSE
CINCINNATI (coaches' stats) — **Leading Tackler:** K. Hardy 5-2-7.
Sacks: None. **Int.:** None. **FF:** None. **FR:** None.
OAKLAND (press box stats) — **Leading Tackler:** D. Gibson 7-3-10. **Sacks:** N. Harris 1-10, B. Romanowski 1-6. **Int.:** P. Buchanon 1-83, C. Woodson 1-0. **FF:** None. **FR:** None.

Game 3 Pittsburgh 17, Bengals 10

Sunday, Sept. 21, at Paul Brown Stadium

The Bengals failed to get any points from three penetrations of the Pittsburgh 40-yard line on their first three possessions, and after Pittsburgh moved out to a 17-3 lead early in the fourth quarter, Cincinnati couldn't mount a full comeback. There was still 5:54 to play when the Bengals closed to within 17-10 on a 5-yard TD pass from Jon Kitna to Peter Warrick, but Pittsburgh responded by grinding out four first downs to kill the remaining time. The Steelers outgained Cincinnati 376 yards to 182, and Pittsburgh had the edge in crucial plays most of the day, going 8-for-16 on third down conversions while the Bengals managed only a 3-for-10 reading. The Steelers used a successful fake field goal try to set up their first TD for a 7-0 lead in the first quarter. The Bengals fell to 0-3 on the season while Pittsburgh improved to 2-1.

Pittsburgh	0	7	7	3	—	17
Cincinnati	0	0	3	7	—	10

TEAM	SCORING PLAY	QTR-LEFT
Pitt	H. Ward 7 pass from T. Maddox (J. Reed kick)	2-1:46
Cin	S. Graham 44 field goal	3-10:04
Pitt	J. Bettis 1 run (J. Reed kick)	3-3:26
Pitt	J. Reed 33 field goal	4-13:37
Cin	P. Warrick 5 pass from J. Kitna (S. Graham kick)	4-5:54

Missed FG: J. Reed, Pitt. (24WR).
Attendance: 64,596. Time: 2:50.

	PITTSBURGH	CINCINNATI
First downs	22	11
Third down conversions-attempts	8-16	3-10
Total net yards	376	182
Net yards rushing	138	57
Net yards passing	238	125
Pass attempts-completions-interceptions	34-21-1	24-16-1
Sacks against-yards lost	1-2	4-32
Punts-average	3-44.0	6-40.5
Punt returns-yards	3-13	2-38
Kickoff returns-yards	2-51	4-90
Penalties-yards	6-53	7-49
Fumbles-lost	1-0	0-0
Time of possession	37:06	22:54

	RUSHING					RUSHING			
STEELERS	Att	Yds	Lg	TD	BENGALS	Att	Yds	Lg	TD
A. Zereoue	16	69	14	0	C. Dillon	7	26	8	0
J. Bettis	16	59	8	1	J. Kitna	2	14	8	0
D. Kreider	3	13	6	0	B. Bennett	6	12	9	0
A. Randle El	1	5	5	0	P. Warrick	1	5	5	0
T. Maddox	1	-1	-1	0					
P. Burress	1	-7	-7	0					
TOTALS	38	138	14	1	TOTALS	16	57	9	0

	PASSING					PASSING			
STEELERS	Att	Cmp	Yds	TD-I	BENGALS	Att	Cmp	Yds	TD-I
T. Maddox	34	21	240	1-1	J. Kitna	24	16	157	1-1
TOTALS	34	21	240	1-1	TOTALS	24	16	157	1-1

	RECEIVING					RECEIVING			
STEELERS	No	Yds	Lg	TD	BENGALS	No	Yds	Lg	TD
P. Burress	5	56	23	0	C. Johnson	4	77	31	0
H. Ward	4	48	23	1	P. Warrick	4	21	8	1
C. Doering	3	25	14	0	R. Kelly	3	27	13	0
J. Tuman	2	28	23	0	B. Bennett	3	18	7	0
J. Riemersma	2	28	14	0	M. Schobel	1	8	8	0
A. Randle El	2	19	12	0	T. Stewart	1	6	6	0
D. Kreider	2	7	4	0					
A. Zereoue	1	29	29	0					
TOTALS	21	240	29	1	TOTALS	16	157	31	1

INDIVIDUAL DEFENSE
PITTSBURGH (press box stats) — **Leading Tacklers:** C. Scott 4-1-5, J. Farrior 4-1-5, B. Alexander 3-2-5. **Sacks:** K. Bell 2-17, J. Porter 1-14, K. von Delfhoffen 1-1. **Int.:** J. Gilson 1-1. **FF:** None. **FR:** None.
CINCINNATI (coaches' stats) — **Leading Tacklers:** J. Burris 12-0-12, T. Williams 8-4-12. **Sacks:** T. Williams 1-2. **Int.:** R. Beckett 1-11. **FF:** None. **FR:** None.

Game 4 Bengals 21, Cleveland 14

Sunday, Sept. 28, at Cleveland Browns Stadium

In the 60th renewal of the "Battle of Ohio," the Bengals offense had its first turnover-free game since Game 8 of the 2002 season. QB Jon Kitna posted a 125.1 passer rating — his highest in 48 career games with 30 or more passes — as Cincinnati won for the first time under head coach Marvin Lewis. Kitna went 23-for-31 passing for 215 yards and 3 TDs. His first TD pass, a 3-yarder to Chad Johnson, tied the score at 7-7 in the first quarter. After the Browns went ahead again at 14-7, Kitna and Johnson connected for a 55-yard score with just 20 seconds remaining in the first half. The Bengals got the final score of the game on the opening possession of the third quarter, as Kitna led a 10-play, 80-yard drive that was climaxed by a 1-yard TD pass to TE Reggie Kelly. Cleveland's deepest second-half penetration was to the Bengals' 28 early in the fourth quarter, but the drive ended on a fourth-down-and-four play when Bengals CB Jeff Burris broke up a pass intended for Kevin Johnson. Burris also snuffed out the Browns' final drive of the game with an interception at the Bengals' 28 with less than a minute remaining. The Bengals won with only a minimal contribution from HB Corey Dillon, who had 20 rushing yards on 4 carries while battling a groin pull. The Bengals improved to 1-3 and the Browns fell to 1-3.

Cincinnati	7	7	7	0	—	21
Cleveland	7	7	0	0	—	14

TEAM	SCORING PLAY	QTR-LEFT
Cle.	O. Morgan 71 pass from T. Couch (P. Dawson kick)	1-14:06
Cin.	C. Johnson 3 pass from J. Kitna (S. Graham kick)	1-7:14
Cle.	J. White 4 pass from T. Couch (P. Dawson kick)	2-9:31
Cin.	C. Johnson 55 pass from J. Kitna (S. Graham kick)	2-0:20
Cin.	R. Kelly 1 pass from J. Kitna (S. Graham kick)	3-9:01

Missed FG: P. Dawson, Cle. (35WR).
Attendance: 73,428. Time: 2:54.

	CINCINNATI					CLEVELAND			
First downs	17					18			
Third down conversions-attempts	9-15					5-11			
Total net yards	295					339			
Net yards rushing	80					69			
Net yards passing	215					270			
Pass attempts-completions-interceptions	31-23-0					36-23-1			
Sacks against-yards lost	0-0					2-10			
Punts-average	6-42.0					4-40.8			
Punt returns-yards	0-0					5-57			
Kickoff returns-yards	2-39					4-60			
Penalties-yards	11-60					11-101			
Fumbles-lost	0-0					3-0			
Time of possession	29:47					30:13			

	RUSHING					RUSHING			
BENGALS	Att	Yds	Lg	TD	BROWNS	Att	Yds	Lg	TD
R. Johnson	15	51	11	0	W. Green	16	47	7	0
C. Dillon	4	20	8	0	A. Davis	2	11	7	0
B. Bennett	5	7	3	0	J. Jackson	2	8	5	0
J. Johnson	2	3	3	0	T. Couch	2	3	3	0
J. Kitna	3	-1	1	0					
TOTALS	29	80	11	0	TOTALS	22	69	7	0

	PASSING					PASSING			
BENGALS	Att	Cmp	Yds	TD-I	BROWNS	Att	Cmp	Yds	TD-I
J. Kitna	31	23	215	3-0	T. Couch	36	23	280	2-1
TOTALS	31	23	215	3-0	TOTALS	36	23	280	2-1

	RECEIVING					RECEIVING			
BENGALS	No	Yds	Lg	TD	BROWNS	No	Yds	Lg	TD
P. Warrick	6	41	12	0	K. Johnson	5	89	41	0
T. Stewart	5	56	19	0	J. White	4	20	7	1
R. Johnson	4	11	8	0	O. Morgan	3	92	71	1
C. Johnson	3	67	55	2	A. Davis	3	29	16	0
K. Washington	2	28	17	0	D. Northcutt	3	23	9	0
B. Bennett	1	8	8	0	W. Green	3	17	12	0
J. Johnson	1	3	3	0	J. Jackson	1	7	7	0
R. Kelly	1	1	1	1	S. Heiden	1	3	3	0
TOTALS	23	215	55	3	TOTALS	23	280	71	2

INDIVIDUAL DEFENSE
CINCINNATI (coaches' stats) — **Leading Tackler:** K. Hardy 7-3-10. **Sacks:** T. Williams 1-7, J. Smith 1-3. **Int.:** J. Burris 1-17. **FF:** J. Burris 1. **FR:** None.
CLEVELAND (press box stats) — **Leading Tackler:** Andy Davis 6-1-7. **Sacks:** None. **Int.:** None. **FF:** None. **FR:** None.

Game 5 Buffalo 22, Bengals 16 (OT)

Sunday, Oct. 5, at Ralph Wilson Stadium

The Bengals held Buffalo's offense in check for most of the day, but the Bills drove 59 yards for a tying field goal late in the fourth quarter and marched 57 yards for the winning TD on their first possession in overtime. Buffalo QB Drew Bledsoe completed 8 of his last 10 pass attempts after connecting on only 11 of his first 25. The Bengals led 6-3 at halftime, fell behind 13-6 after three quarters, and came back to take a 16-13 lead with 5:33 remaining on Shayne Graham's third field goal of the day. Cincinnati's lone TD, which tied the score 13-13, came on a 16-yard run by HB Rudi Johnson to cap a 74-yard drive with 9:14 remaining in the fourth quarter. Buffalo tied the game at 16-16 on Rian Lindell's 29-yard field goal with 0:28 left in regulation. The Bengals won the overtime coin toss, but did not make a first down and had to punt from their 28. Nick Harris' punt went only 29 yards, and the Bills took over at their 43-yard line for what proved to be the winning drive. The Bengals fell to 1-4 on the season while Buffalo improved to 3-2.

Cincinnati	0	6	0	10	0	—	16
Buffalo	3	0	10	3	6	—	22

TEAM	SCORING PLAY	QTR-LEFT
Buff.	R.Lindell 27 field goal	1-0:50
Cin.	S.Graham 39 field goal	2-6:20
Cin.	S.Graham 37 field goal	2-1:00
Buff.	R.Lindell 38 field goal	3-11:26
Buff.	T.Henry 9 pass from D.Bledsoe (R.Lindell kick)	3-0:42
Cin.	Ru.Johnson 16 run (S.Graham kick)	4-9:14
Cin.	S.Graham 30 field goal	4-5:33
Buff.	R.Lindell 29 field goal	4-0:28
Buff.	T.Henry 2 run	OT-11:07

Missed FG: S.Graham, Cin. (54WV).
Attendance: 72,615 Time: 3:23.

	CINCINNATI	BUFFALO
First downs	18	17
Third down conversions-attempts	6-16	3-15
Total net yards	27	257
Net yards rushing	67	80
Net yards passing	212	177
Pass attempts-completions-interceptions	44-26-1	35-19-0
Sacks against-yards lost	1-13	4-34
Punts-average	6-32.8	7-43.1
Punt returns-yards	4-30	3-6
Kickoff returns-yards	5-77	5-97
Penalties-yards	7-49	6-49
Fumbles-lost	3-1	3-0
Time of possession	34:30	29:23

	BENGALS	Att	Yds	Lg	TD	BILLS	Att	Yds	Lg	TD
Ru.Johnson	20	69	16t	1	T.Henry	25	85	14	1	
B.Bennett	6	-1	8	0	D.Bledsoe	1	0	0	0	
J.Kitna	1	-1	-1	0	J.Burns	1	-5	-5	0	
TOTALS	27	67	16t	1	TOTALS	27	80	14	1	

	BENGALS	Att	Cmp	Yds	TD-I	BILLS	Att	Cmp	Yds	TD-I
J.Kitna	44	26	225	0-1	D.Bledsoe	35	19	211	1-0	
TOTALS	44	26	225	0-1	TOTALS	35	19	211	1-0	

	BENGALS	No	Yds	Lg	TD	BILLS	No	Yds	Lg	TD
P.Warrick	7	78	20	0	E.Moulds	9	99	28	0	
C.Johnson	6	59	12	0	S.Gash	3	32	18	0	
T.Stewart	5	35	10	0	B.Shaw	3	26	14	0	
J.Johnson	3	11	7	0	T.Henry	2	14	9t	1	
K.Washington	2	18	9	0	J.Reed	1	20	20	0	
Ru.Johnson	1	10	10	0	M.Campbell	1	20	20	0	
R.Kelly	1	8	8	0						
B.Bennett	1	6	6	0						
TOTALS	26	225	20	0	TOTALS	19	211	28	1	

INDIVIDUAL DEFENSE
CINCINNATI (coaches' stats) — **Leading Tackler:** B.Simmons 6-4-10. **Sacks:** D.Clemens 3-26, J.Thornton 1-8. **Int.:** None. **FF:** K.Hardy 1. **FR:** None.

BUFFALO (press box stats) — **Leading Tackler:** A.Winfield 11-1-12. **Sacks:** L.Milloy 1-3. **Int.:** A.Schobel 1-6. **FF:** R.Edwards 1, L.Milloy 1. **FR:** K.Thomas 1-0.

Game 6 Bengals 34, Baltimore 26

Sunday, Oct. 19, at Paul Brown Stadium

The Bengals started the game slowly, falling behind 7-0 and allowing another Ravens drive to penetrate Bengals territory. But LB Brian Simmons wrestled a fumble away from Ravens rookie QB Kyle Boller on the second Baltimore drive, turning the momentum. The Bengals scored after that fumble recovery, scored after DE Carl Powell forced and recovered another Boller fumble on the next possession, and wound up leading 34-10 early in the fourth quarter before the Ravens tacked on two late TDs. Bengals QB Jon Kitna posted a 130.8 passer rating in the game, suffering no INTs while throwing TD passes of 45 yards to TE Matt Schobel, 82 yards to WR Chad Johnson and 21 yards to WR Peter Warrick. The 82-yarder was a career-long play for both Kitna and Johnson. HB Corey Dillon returned to full action for the Bengals after being hampered by injuries since Game 2. Dillon was limited to 39 rushing yards on 18 carries, but he scored his 300th career point on a 2-yard TD run in the first quarter. The Bengals improved to 2-4 on the season while Baltimore fell to 3-3.

Baltimore	7	0	8	16	—	26
Cincinnati	14	10	3	7	—	34

TEAM	SCORING PLAY	QTR-LEFT
Balt.	T.Taylor 19 pass from K.Boller (M.Stover kick)	1-10:15
Cin.	M.Schobel 45 pass from J.Kitna (S.Graham kick)	1-6:47
Cin.	C.Dillon 2 run (S.Graham kick)	1-4:11
Cin.	C.Johnson 82 pass from J.Kitna (S.Graham kick)	2-14:40
Cin.	S.Graham 44 field goal	2-6:24
Cin.	S.Graham 37 field goal	3-8:51
Balt.	M.Stover 25 field goal	3-5:04
Cin.	P.Warrick 21 pass from J.Kitna (S.Graham kick)	4-14:53
Balt.	T.Taylor 73 pass from K.Boller (K.Boller-THeap pass)	4-14:29
Balt.	C.Taylor 2 run (K.Boller-THeap pass)	4-1:16

Missed FG: None.
Attendance: 53,553 Time: 3:17.

	BALTIMORE	CINCINNATI
First downs	21	17
Third down conversions-attempts	2-11	7-15
Total net yards	401	303
Net yards rushing	120	59
Net yards passing	281	244
Pass attempts-completions-interceptions	27-15-1	27-16-0
Sacks against-yards lost	3-21	4-30
Punts-average	5-39.8	5-45.8
Punt returns-yards	4-43	1-13
Kickoff returns-yards	6-116	3-50
Penalties-yards	13-113	8-65
Fumbles-lost	4-2	1-0
Time of possession	29:04	30:56

	RAVENS	Att	Yds	Lg	TD	BENGALS	Att	Yds	Lg	TD
J.Lewis	19	101	35	0	C.Dillon	18	39	9	1	
C.Taylor	5	10	6	1	J.Kitna	4	7	11	0	
K.Boller	4	8	5	0	Ru.Johnson	3	5	3	0	
T-average	1	1	1	0	B.Bennett	2	5	5	0	
					P.Warrick	1	3	3	0	
TOTALS	29	120	35	1	TOTALS	28	59	11	1	

	RAVENS	Att	Cmp	Yds	TD-I	BENGALS	Att	Cmp	Yds	TD-I
K.Boller	27	15	302	2-1	J.Kitna	27	16	274	3-0	
TOTALS	27	15	302	2-1	TOTALS	27	16	274	3-0	

	RAVENS	No	Yds	Lg	TD	BENGALS	No	Yds	Lg	TD
T.Theap	7	129	31	0	C.Johnson	5	130	82t	1	
T.Taylor	4	138	73t	2	P.Warrick	4	43	21t	1	
T.Jones	1	15	15	0	M.Schobel	2	62	45t	1	
F.Sanders	1	8	8	0	C.Dillon	2	16	14	0	
J.Lewis	1	8	8	0	T.Stewart	1	17	17	0	
A.Ricard	1	4	4	0	J.Johnson	1	5	5	0	
					R.Kelly	1	1	1	0	
TOTALS	15	302	73t	2	TOTALS	16	274	82t	3	

INDIVIDUAL DEFENSE
BALTIMORE (press box stats) — **Leading Tackler:** E.Hartwell 4-3-7. **Sacks:** A.Weaver 2-14, E.Hartwell 1-5, P.Boulware 0-5-3. **Int.:** None. **FF:** C.Williams 1. **FR:** None.

CINCINNATI (coaches' stats) — **Leading Tackler:** J.Smith 9-4-13. **Sacks:** K.Kasvian 1-8, B.Simmons 1-8, R.Beckett 0-5-2-5, C.Powell 0-5-2-5. **Int.:** T.James 1-31. **FF:** C.Powell 1, A.Ross 1. **FR:** C.Powell 1-0, B.Simmons 1-0.

Game 7 Bengals 27, Seattle 24

Sunday, Oct. 26, at Paul Brown Stadium

The Bengals overcame deficits of 7-0 and 24-17 in knocking off the NFC West-leading Seahawks. Cincinnati mounted a 5-0 edge in turnover differential, intercepting 3 Seattle passes and recovering 2 fumbles, and the Bengals also blocked a field goal. Trailing 24-20 with just over nine minutes left in the fourth quarter, the Bengals forced Seattle to settle for a 49-yard FG attempt, and Cincinnati's John Thornton blocked it. The Bengals took over at their 39-yard line and scored the deciding TD three plays later when QB Jon Kitna connected with WR Chad Johnson for a 53-yard catch-and-run score on a third-down-and-two play. Seattle twice drove inside the Bengals' 40 following the Chad Johnson score, but the Bengals made 2 INTs, the first deflected by DT Oliver Gibson and caught by LB Brian Simmons, and the second deflected by Simmons and caught by CB Jeff Burris. HB Rudi Johnson rushed for 101 yards on 27 carries, starting in place of the injured Corey Dillon. Kitna posted a 105.7 passer rating in the game and ran his total for the last four games to 8 TDs against 1 INT. The Bengals improved to 3-4 on the season, and Seattle fell to 5-2.

Seattle	7	10	7	0	—	24
Cincinnati	7	10	3	7	—	27

TEAM	SCORING PLAY	QTR-LEFT
Sea	I. Mili 46 pass from M. Hasselbeck (J. Brown kick)	1-10:39
Cin	Ru. Johnson 18 run (S. Graham kick)	1-5:33
Cin	K. Washington 8 pass from J. Kitna (S. Graham kick)	2-10:39
Sea	S. Alexander 2 pass from M. Hasselbeck (J. Brown kick)	2-6:34
Cin	S. Graham 30 field goal	2-0:59
Sea	J. Brown 27 field goal	2-0:00
Sea	I. Mili 6 pass from M. Hasselbeck (J. Brown kick)	3-9:16
Cin	S. Graham 25 field goal	3-0:06
Cin	C. Johnson 53 pass from J. Kitna (S. Graham kick)	4-8:03

Missed FG: J. Brown, Sea. (49B).

Attendance: 52,131. Time: 3:05.

	SEATTLE	CINCINNATI
First downs	24	19
Third down conversions-attempts	8-14	7-16
Total net yards	459	412
Net yards rushing	121	194
Net yards passing	338	218
Pass attempts-completions-interceptions	43-26-3	30-18-0
Sacks against-yards lost	2-6	2-8
Punts-average	2-40.5	6-37.7
Punt returns-yards	3-12	1-0
Kickoff returns-yards	5-114	4-70
Penalties-yards	5-30	7-60
Fumbles-lost	2-2	0-0
Time of possession	27:34	32:26

	SEA HAWKS	Att	Yds	Lg	TD	RUSHING	BENGALS	Att	Yds	Lg	TD
S. Alexander	20	86	23	0	0	R. Johnson	27	101	18	1	0
M. Morris	3	24	12	0	0	P. Warrick	2	64	50	0	0
M. Hasselbeck	1	11	11	0	0	J. Kitna	3	27	14	0	0
						J. Johnson	1	3	3	0	0
						B. Bennett	1	-1	-1	0	0
TOTALS	24	121	23	0	0	TOTALS	34	194	50	1	0

	SEA HAWKS	Att	Cmp	Yds	TD	PASSING	BENGALS	Att	Cmp	Yds	TD
M. Hasselbeck	43	26	344	3-3	0	J. Kitna	30	18	226	2-0	0
TOTALS	43	26	344	3-3	0	TOTALS	30	18	226	2-0	0

	SEA HAWKS	No	Yds	Lg	TD	RECEIVING	BENGALS	No	Yds	Lg	TD
S. Alexander	7	52	16	1	0	P. Warrick	4	47	27	0	0
D. Jackson	6	98	29	0	0	C. Johnson	3	84	53	1	0
I. Mili	5	80	46	2	0	K. Washington	3	42	24	1	0
B. Enggram	4	70	19	0	0	J. Johnson	3	11	7	0	0
K. Robinson	2	35	29	0	0	R. Johnson	2	16	13	0	0
M. Strong	2	9	10	0	0	T. Stewart	1	15	15	0	0
						R. Kelly	1	8	8	0	0
						B. Bennett	1	3	3	0	0
TOTALS	26	344	461	3	0	TOTALS	18	226	53	1	0

INDIVIDUAL DEFENSE
SEATTLE (press box stats) — **Leading Tacklers:** K. Hamlin 6-1-7, D. Lewis 4-3-7, A. Simmons 4-3-7. **Sacks:** B. Mitchell 1-5, R. Moore 1-3. **Int.:** None. **FF:** None. **FR:** None.

CINCINNATI (coaches' stats) — **Leading Tacklers:** M. Roman 6-3-9, A. Ross 6-3-9, K. Hardy 5-4-9. **Sacks:** J. Thornton 1-4, J. Smith 1-2. **Int.:** T. James 1-1, B. Simmons 1-1, J. Burris 1-0. **FF:** B. Simmons 1. **FR:** J. Thornton 1-2, B. Simmons 1-0.

Game 8 Arizona 17, Bengals 14

Sunday, Nov. 2, at Sun Devil Stadium

Falling short in a bid to post their first three-game winning streak since 1999, the Bengals opened their first offensive series with two false start penalties and struggled on offense throughout the day. Their 263 yards net total offense was their second-lowest total through eight games. Cincinnati lost the turnover battle by 2-1, despite entering the game at plus-4 and facing a Cardinals team that had been minus-14. Arizona got 141 rushing yards from Marcel Shipp and totaled 161 as a team, while the Bengals could manage only 48 rushing yards on 18 carries. The Bengals rebounded from a 7-0 deficit to take a 14-7 lead early in the second quarter, getting scores on a 2-yard run by HB Rudi Johnson and on a 15-yard pass from Jon Kitna to Peter Warrick. But the Bengals could not advance the ball into Cardinals territory for the remainder of the game. Arizona trailed 14-10 at halftime and scored the winning TD on an 80-yard drive to open the second half, with former Bengal Jeff Blake passing 7 yards to Aquan Boldin on a third-down play for the score. The result left both teams with 3-5 records.

Cincinnati	7	7	0	0	—	14
Arizona	7	3	7	0	—	17

TEAM	SCORING PLAY	QTR-LEFT
Ariz	F. Jones 1 pass from J. Blake (T. Duncan kick)	1-8:24
Cin	Ru. Johnson 2 run (S. Graham kick)	1-1:14
Cin	P. Warrick 15 pass from J. Kitna (S. Graham kick)	2-13:39
Ariz	T. Duncan 31 field goal	2-4:14
Ariz	A. Boldin 7 pass from J. Blake (T. Duncan kick)	3-8:12

Missed FG: T. Duncan, Ariz. (34WR).

Attendance: 23,531. Time: 3:09.

	CINCINNATI	ARIZONA
First downs	17	20
Third down conversions-attempts	3-10	8-16
Total net yards	263	304
Net yards rushing	48	161
Net yards passing	215	143
Pass attempts-completions-interceptions	38-21-2	28-18-0
Sacks against-yards lost	2-3	2-23
Punts-average	6-43.8	6-45.3
Punt returns-yards	1-15	4-20
Kickoff returns-yards	4-50	3-58
Penalties-yards	5-43	8-57
Fumbles-lost	3-0	1-1
Time of possession	25:08	34:52

	BENGALS	Att	Yds	Lg	TD	RUSHING	CARDINALS	Att	Yds	Lg	TD
Ru. Johnson	8	34	12	1	0	M. Shipp	29	141	36	0	0
P. Warrick	2	7	5	0	0	J. Blake	2	11	9	0	0
C. Dillon	7	5	4	0	0	D. Anderson	6	9	10	0	0
J. Kitna	1	2	2	0	0						
TOTALS	18	48	12	1	0	TOTALS	37	161	36	0	0

	BENGALS	Att	Cmp	Yds	TD	PASSING	CARDINALS	Att	Cmp	Yds	TD
J. Kitna	38	21	218	1-2	0	J. Blake	28	18	166	2-0	0
TOTALS	38	21	218	1-2	0	TOTALS	28	18	166	2-0	0

	BENGALS	No	Yds	Lg	TD	RECEIVING	CARDINALS	No	Yds	Lg	TD
P. Warrick	7	55	15	1	0	A. Boldin	6	51	17	1	0
C. Johnson	4	75	41	0	0	F. Jones	5	38	17	1	0
T. Stewart	4	40	16	0	0	B. Gilmore	2	40	21	0	0
M. Schobel	3	23	9	0	0	M. Shipp	2	24	15	0	0
K. Washington	2	17	9	0	0	S. Bush	2	7	5	0	0
C. Dillon	1	8	8	0	0	J. Hodgins	1	6	6	0	0
TOTALS	21	218	41	1	0	TOTALS	18	166	21	2	0

INDIVIDUAL DEFENSE
CINCINNATI (coaches' stats) — **Leading Tackler:** R. Beckett 11-7-18. **Sacks:** J. Thornton 1-12, R. Beckett 0.5-5.5, G. Steele 0.5-5.5. **Int.:** None. **FF:** A. Ross 1. **FR:** T. Williams 1 (-1).
ARIZONA (press box stats) — **Leading Tackler:** D. Barrett 6-3-9. **Sacks:** R. Hill 1-2, R. Thompson 1-1. **Int.:** D. Jackson 1-14, R. Hill 1-7. **FF:** R. Hill 1, R. Thompson 1-1. **FR:** None.

Game 9 Bengals 34, Houston 27

Sunday, Nov. 9, at Paul Brown Stadium

The Bengals dominated Houston in the fourth quarter, pulling out their third straight victory at Paul Brown Stadium. The Texans led 27-24 after three periods, but Cincinnati took the lead at 31-27 on HB Rudi Johnson's 1-yard TD run with 10:56 to play. The Bengals added the final points on Shayne Graham's 40-yard FG with 2:32 remaining. Houston had only four offensive plays in the fourth quarter. The Texans had a net loss of 9 yards on three plays before punting to end their first possession in the period, and their only other offensive snap resulted in an interception at the Houston 18-yard line with 2:17 remaining. DE Duane Clemons' tipped pass for the Bengals led to an INT by CB Terrell Roberts. Rudi Johnson rushed for 182 yards on a team-record 43 carries for the Bengals, who piled up a possession time edge of 41:15 to 18:45. The Bengals improved to 4-5 on the season and Houston fell to 3-6.

Houston	3	14	10	0	—	27
Cincinnati	7	10	7	10	—	34

TEAM	SCORING PLAY	QTR-LEFT
Cin.	B Bennett 6 pass from J. Kilina (S. Graham kick)	1-9:03
Hou.	K. Brown 45 field goal	1-6:56
Hou.	C. Bradford 73 pass from D. Carr (K. Brown kick)	2-14:49
Cin.	J. Johnson 1 run (S. Graham kick)	2-6:47
Cin.	S. Graham 40 field goal	2-2:33
Hou.	J. Gaffney 8 pass from D. Carr (K. Brown kick)	2-0:19
Hou.	D. Davis 2 run (K. Brown kick)	3-12:31
Cin.	Ru. Johnson 17 run (S. Graham kick)	3-8:09
Hou.	K. Brown 33 field goal	3-1:47
Cin.	Ru. Johnson 1 run (S. Graham kick)	4-10:56
Cin.	S. Graham 40 field goal	4-2:32

Missed FG: None.

Attendance: 50,437. Time: 3:10.

	HOUSTON	CINCINNATI
First downs	13	27
Third down conversions-attempts	3-11	11-18
Total net yards	269	422
Net yards rushing	140	240
Net yards passing	129	182
Pass attempts-completions-interceptions	25-11-1	26-18-1
Sacks against-yards lost	2-17	0-0
Punts-average	4-35.3	2-39.0
Punt returns-yards	2-3	2-0
Kickoff returns-yards	7-186	6-117
Penalties-yards	6-58	7-55
Fumbles-lost	0-0	0-0
Time of possession	18:45	41:15

RUSHING									
TEXANS	Att	Yds	Lg	TD	BENGALS	Att	Yds	Lg	TD
D. Davis	15	104	51	1	Ru. Johnson	43	182	21	0
D. Carr	2	21	19	0	J. Kilina	5	23	13	0
A. Johnson	1	11	11	0	P. Warrick	2	23	20	0
T. Hollings	1	4	4	0	J. Johnson	5	6	2	1
					B. Bennett	2	6	5	0

TOTALS	19	140	51	1	TOTALS	57	240	21	3
---------------	-----------	------------	-----------	----------	---------------	-----------	------------	-----------	----------

PASSING									
TEXANS	Att	Cmp	Yds	TD-I	BENGALS	Att	Cmp	Yds	TD-I
D. Carr	25	11	146	2-1	J. Kilina	26	18	182	1-1
TOTALS	25	11	146	2-1	TOTALS	26	18	182	1-1

RECEIVING									
TEXANS	No	Yds	Lg	TD	BENGALS	No	Yds	Lg	TD
A. Johnson	3	30	17	0	C. Johnson	9	89	22	0
J. Gaffney	2	8	8	1	M. Schobel	3	27	11	0
M. Norris	2	8	5	0	P. Warrick	2	39	25	0
C. Bradford	1	73	73	1	Ru. Johnson	2	18	17	0
B. Miller	1	11	11	0	B. Bennett	1	6	6	1
D. Davis	1	11	11	0	J. Johnson	1	3	3	0
J. Wells	1	5	5	0					
TOTALS	11	146	73	2	TOTALS	18	182	25	1

INDIVIDUAL DEFENSE

HOUSTON (press box stats) — **Leading Tackler:** J. Sharper 9-8-17. **Sacks:** None. **Int.:** K. Wright 1-0. **FF:** None. **FR:** None.
CINCINNATI (coaches' stats) — **Leading Tackler:** B. Simmons 6-3-9. **Sacks:** R. Beckett 1-7, M. Roman 0.5-5, J. Smith 0.5-5. **Int.:** T. Roberts 1-6. **FF:** None. **FR:** None.

Game 10 Bengals 24, Kansas City 19

Sunday, Nov. 16, at Paul Brown Stadium

Playing against a 9-0 team for the first time in franchise history, the Bengals knocked off the unbeaten Chiefs before a then-record home crowd of 64,923 at Paul Brown Stadium. The Cincinnati offense played turnover-free against a Chiefs defense that came in tied for the NFL lead in takeaways (29), and the Bengals racked up 422 net offensive yards. The Bengals surged from a 6-3 deficit to a 17-6 lead in the second half, as QB Jon Kitna passed 13 yards to FB Jeremi Johnson for a TD with 5:04 left in the third quarter, and Peter Warrick returned a punt 68 yards for a score with 12:47 left in the fourth quarter. The Chiefs came back with a pair of fourth-quarter TDs, but the Bengals held them off on the strength of a 77-yard Kitna-to-Warrick TD pass with 6:05 remaining. Warrick had a career-high 114 receiving yards, tied his career high with 87 total punt return yards and totaled 212 all-purpose yards for the game. Bengals HB Rudi Johnson rushed for 165 yards. The Cincinnati defense held Chiefs RB Priest Holmes to 98 yards from scrimmage, his low for the season to date. The Bengals improved to 5-5 on the season and gained a tie for first place in the AFC North Division.

Kansas City	0	3	3	13	—	19
Cincinnati	0	3	7	14	—	24

TEAM	SCORING PLAY	QTR-LEFT
Cin.	S. Graham 27 field goal	2-6:18
K.C.	M. Andersen 37 field goal	2-0:00
K.C.	M. Andersen 39 field goal	3-10:32
Cin.	J. Johnson 13 pass from J. Kitna (S. Graham kick)	3-5:04
Cin.	P. Warrick 68 punt return (S. Graham kick)	4-12:47
K.C.	T. Gonzalez 12 pass from T. Green (pass failed)	4-6:24
Cin.	P. Warrick 77 pass from J. Kitna (S. Graham kick)	4-6:05
K.C.	J. Dunn 3 pass from T. Green (M. Andersen kick)	4-3:19

Missed FG: M. Andersen, K.C. (44SH); S. Graham, Cin. (48WL).

Attendance: 64,923. Time: 3:06.

	KANSAS CITY	CINCINNATI
First downs	20	21
Third down conversions-attempts	1-11	4-13
Total net yards	371	422
Net yards rushing	67	200
Net yards passing	304	222
Pass attempts-completions-interceptions	42-28-0	32-19-0
Sacks against-yards lost	1-9	2-11
Punts-average	7-33.6	6-37.5
Punt returns-yards	4-63	4-87
Kickoff returns-yards	4-67	4-63
Penalties-yards	4-25	5-33
Fumbles-lost	0-0	0-0
Time of possession	27:12	23:48

RUSHING									
CHIEFS	Att	Yds	Lg	TD	BENGALS	Att	Yds	Lg	TD
P. Holmes	16	62	20	0	Ru. Johnson	22	165	54	0
E. Kennison	1	5	5	0	C. Dillon	6	21	10	0
					P. Warrick	1	11	11	0
					J. Kilina	4	3	6	0

TOTALS	17	67	20	0	TOTALS	33	200	54	0
---------------	-----------	-----------	-----------	----------	---------------	-----------	------------	-----------	----------

PASSING									
CHIEFS	Att	Cmp	Yds	TD-I	BENGALS	Att	Cmp	Yds	TD-I
T. Green	42	28	313	2-0	J. Kitna	32	19	233	2-0
TOTALS	42	28	313	2-0	TOTALS	32	19	233	2-0

RECEIVING									
CHIEFS	No	Yds	Lg	TD	BENGALS	No	Yds	Lg	TD
J. Morton	7	96	23	0	C. Johnson	7	74	23	0
T. Gonzalez	7	86	15	1	P. Warrick	6	114	77	1
E. Kennison	6	82	19	0	C. Dillon	2	15	9	0
P. Holmes	4	36	22	0	Ru. Johnson	2	12	10	0
O. Easy	1	8	8	0	J. Johnson	1	13	13	1
D. Hall	1	4	4	0	M. Schobel	1	5	5	0
J. Dunn	1	3	3	1					
M. Boerigler	1	-2	-2	0					
TOTALS	28	313	23	2	TOTALS	19	233	77	2

INDIVIDUAL DEFENSE

KANSAS CITY (press box stats) — **Leading Tacklers:** G. Wesley 7-1-8, S. Barber 6-2-8. **Sacks:** V. Holliday 1-6, G. Wesley 1-5. **Int.:** None. **FF:** None. **FR:** None.
CINCINNATI (coaches' stats) — **Leading Tacklers:** A. Hawkins 8-0-8, B. Simmons 6-2-8. **Sacks:** R. Beckett 1-9. **Int.:** None. **FF:** None. **FR:** None.

Game 11 Bengals 34, San Diego 27

Sunday, Nov. 23, at Qualcomm Stadium

The Bengals jumped to an early 14-0 lead and spent the rest of the day lending off Chargers comeback attempts, winning a game in California for the first time since 1990 and breaking a seven-game West Coast losing streak. The Chargers closed to 14-13 in the second quarter, but the Bengals went back ahead 28-13 at halftime. San Diego had the ball and trailed 31-20 early in the fourth quarter, but couldn't capitalize. With 3:04 to play, the Chargers pulled to within a TD at 34-27, but the Bengals were able to make 2 first downs on their next possession and kill the clock. The Bengals amassed a season-high 444 yards, with QB Jon Kitna throwing for 4 TDs (all in the first half) and no INTs. WR Chad Johnson caught a career-high 10 passes for 107 yards and a club record-tying 3 TDs. HB Corey Dillon, plagued by injuries most of the season, topped the 100-yard rushing mark for the first time in 2003, gaining 106 yards on 18 carries. The Bengals improved to 6-5 on the season and retained a share of the AFC North lead. The Chargers fell to 2-9.

Cincinnati	14	14	3	3	—	34
San Diego	7	6	0	14	—	27

TEAM	SCORING PLAY	QTR-LEFT
Cin.	C. Johnson 5 pass from J. Kitna (S. Graham kick)	1-10:15
Cin.	C. Johnson 4 pass from J. Kitna (S. Graham kick)	1-3:35
S.D.	D. Boston 37 pass from D. Flutie (S. Christie kick)	1-0:11
S.D.	S. Christie 48 field goal	2-9:36
S.D.	S. Christie 26 field goal	2-4:05
Cin.	C. Johnson 12 pass from J. Kitna (S. Graham kick)	2-1:25
Cin.	K. Washington 4 pass from J. Kitna (S. Graham kick)	2-0:11
Cin.	S. Graham 37 field goal	3-2:23
S.D.	D. Boston 26 pass from D. Flutie (S. Christie kick)	4-14:54
S.D.	S. Graham 47 field goal	4-5:26
S.D.	L. Tomlinson 6 run (S. Christie kick)	4-3:04

Missed FG: None.
Attendance: 52,069. Time: 3:22.

CINCINNATI SAN DIEGO

First downs	33	17
Third down conversions-attempts	13-20	3-11
Total net yards	444	325
Net yards rushing	210	118
Net yards passing	234	207
Pass attempts-completions-interceptions	38-24-0	33-15-0
Sacks against-yards lost	1-9	2-3
Punts-average	3-45.7	4-44.8
Punt returns-yards	1-1	3-30
Kickoff returns-yards	6-105	7-162
Penalties-yards	6-80	7-69
Fumbles-lost	1-1	0-0
Time of possession	38:18	21:42

BENGALS	RUSHING				CHARGERS	RUSHING			
	Att	Yds	Lg	TD		Att	Yds	Lg	TD
C. Dillon	18	108	39	0	L. Tomlinson	16	95	38	1
Ru. Johnson	17	55	15	0	D. Flutie	2	14	11	0
P. Warrick	3	17	9	0	J. Chalmers	1	6	6	0
J. Johnson	3	17	12	0	R. Caldwell	1	3	3	0
B. Bennett	1	7	0	0					
J. Kitna	5	6	15	0					
TOTALS	47	210	39	0	TOTALS	20	118	38	1

PASSING									
BENGALS	Att	Cmp	Yds	TD-1	CHARGERS	Att	Cmp	Yds	TD-1
J.Kitna	38	24	243	4-0	D.Flutie	33	15	210	2-0
TOTALS	38	24	243	4-0	TOTALS	33	15	210	2-0

RECEIVING					CHARGERS				
BENGALS	No	Yds	Lg	TD		No	Yds	Lg	TD
C. Johnson	10	107	22	3	D. Boston	9	139	37	2
K. Washington	5	61	30	1	L. Tomlinson	4	49	15	0
B. Bennett	3	26	11	0	A. Gates	1	12	12	0
Ru. Johnson	2	21	11	0	L. Neal	1	10	10	0
P. Warrick	2	14	9	0					
K. Walter	1	9	9	0					
C. Dillon	1	5	5	0					
TOTALS	24	243	30	4	TOTALS	15	210	37	2

INDIVIDUAL DEFENSE

CINCINNATI (coaches' stats) — **Leading Tackler:** T. James 8-1-9.
Sacks: J. Smith 1-2, T. James 1-1. Int.: None. FF: None. FR: None.
SAN DIEGO (press box stats) — **Leading Tackler:** D. Edwards 11-3-14. Sacks: M. Wiley 1-9. Int.: None. FF: M. Wiley 1. FR: A. Dingle 1-0.

Game 12 Bengals 24, Pittsburgh 20

Sunday, Nov. 30, at Heinz Field

The Bengals staged one of the most dramatic late comebacks in franchise history, driving 52 yards on four plays for the game-winning TD after Pittsburgh had gone ahead 20-17 with just 1:05 remaining. Brandon Bennett jump-started Cincinnati's winning drive with a 27-yard kickoff return to the Bengals' 48. After an 18-yard pass from Jon Kitna to Peter Warrick and a 16-yard rush by Bennett on a draw play, the Bengals had 1 incompletion before Kitna hit TE Matt Schobel from 18 yards out for the winning score with 0:13 remaining. The Steelers had taken their first lead of the game with an 80-yard drive that ended at the 1:05 mark with a 16-yard TD pass from Tommy Maddox to Hines Ward. The Bengals got 117 receiving yards from Chad Johnson, 3 TD passes with no INTs from Kitna, and 6 sacks from the defense, led by DE Duane Clemons and DT Jon Thornton with 2 each. The Bengals won for the sixth time in the last seven games and improved to 7-5, remaining in a first-place AFC North tie with Baltimore. Pittsburgh fell to 4-8.

Cincinnati	7	7	0	10	—	24
Pittsburgh	0	3	7	10	—	20

TEAM	SCORING PLAY	QTR-LEFT
Cin.	K. Washington 51 pass from J. Kitna (S. Graham kick)	1-8:58
Pitt.	J. Reed 23 field goal	2-9:08
Cin.	C. Johnson 4 pass from J. Kitna (S. Graham kick)	2-1:54
Pitt.	J. Bettis 1 run (J. Reed kick)	3-1:10
Pitt.	J. Reed 39 field goal	4-11:27
Cin.	S. Graham 44 field goal	4-8:32
Pitt.	H. Ward 16 pass from T. Maddox (J. Reed kick)	4-1:05
Cin.	M. Schobel 18 pass from J. Kitna (S. Graham kick)	4-0:13

Missed FG: None.
Attendance: 58,797. Time: 3:09.

CINCINNATI PITTSBURGH

First downs	18	23
Third down conversions-attempts	6-12	11-17
Total net yards	379	384
Net yards rushing	113	85
Net yards passing	266	299
Pass attempts-completions-interceptions	32-18-0	44-29-1
Sacks against-yards lost	1-5	6-36
Punts-average	4-30.8	3-56.3
Punt returns-yards	2-16	0-0
Kickoff returns-yards	4-92	4-93
Penalties-yards	6-55	7-70
Fumbles-lost	0-0	2-1
Time of possession	26:47	33:13

RUSHING									
BENGALS	Att	Yds	Lg	TD	STEELERS	Att	Yds	Lg	TD
C.Dillon	10	48	13	0	J.Bettis	20	62	9	1
Ru.Johnson	10	29	15	0	A.Zereoue	3	19	12	0
J.Kitna	3	18	15	0	T.Maddox	2	4	4	0
B.Bennett	1	16	16	0					
J.Johnson	1	2	2	0					
TOTALS	25	113	16	0	TOTALS	25	85	12	1

PASSING									
BENGALS	Att	Cmp	Yds	TD-1	STEELERS	Att	Cmp	Yds TD-1	
J.Kitna	32	18	271	3-0	T.Maddox C.Batch	42 2	28 1	313 22	1-1 0-1
TOTALS	32	18	271	3-0	TOTALS	44	29	335	1-1

RECEIVING									
BENGALS	No	Yds	Lg	TD	STEELERS	No	Yds	Lg	TD
C. Johnson	6	117	58	1	H. Ward	13	149	22	1
P. Warrick	5	54	19	0	P. Burress	8	112	22	0
K. Washington	1	51	51	1	A. Zereoue	2	23	18	0
M. Schobel	1	18	18	1	D. Kreider	1	24	24	0
T. Stewart	1	10	10	0	A. Randle El	1	9	9	0
R. Kelly	1	9	9	0	C. Doering	1	7	7	0
K. Walter	1	5	5	0	J. Tuman	1	6	6	0
Ru. Johnson	1	4	4	0	J. Bettis	1	5	5	0
C. Dillon	1	3	3	0	M. Bruener	1	0	0	0
TOTALS	18	271	58	3	TOTALS	29	335	24	1

INDIVIDUAL DEFENSE

CINCINNATI (coaches' stats) — **Leading Tackler:** K. Hardy 10-5-15. Sacks: D. Clemons 2-14, J. Thornton 2-13, O. Gibson 0.5-3.5, J. Smith 0.5-3.5, K. Hardy 0.5-1, B. Simmons 0.5-1. Int.: A. Hawkins 1-8. FF: A. Hawkins 1. B. Simmons 1. FR: J. Thornton 1-0.
PITTSBURGH (press box stats) — **Leading Tackler:** J. Porter 7-1-8. Sacks: T. Polamalu 1-5. Int.: None. FF: None. FR: None.

Game 13 Baltimore 31, Bengals 13

Sunday, Dec. 7, at M&T Bank Stadium

The Bengals fell far short of their intended mark in a showdown for the AFC North Division lead. Baltimore got 180 rushing yards and a career-high 3 TDs from RB Jamal Lewis, and the Ravens' team total of 223 rushing yards was the second-most allowed by the Bengals all season. The Bengals had their chances, getting 2 interceptions and a fumble recovery, but they gave away more chances, suffering 2 interceptions and 3 lost fumbles. The 5 giveaways exceeded the team's total (4) over the previous five games. The Bengals pulled to within a 17-13 deficit on Shayne Graham's 38-yard field goal early in the second quarter, but a sack and lost fumble against QB Jon Kitna set up a three-play, 17-yard Ravens TD drive for a 24-13 lead with 5:31 left in the period. WR Peter Warrick had a career-high 11 catches (for 90 yards) and scored Cincinnati's only TD, but Warrick also had a costly muff on a first-period punt return that set up the first Baltimore score. The Bengals fell to 7-6 on the season while the Ravens improved to 8-5. Cincinnati's record at Baltimore's new stadium dipped to 0-6.

Cincinnati	3	7	3	0	—	13
Baltimore	7	10	7	7	—	31

TEAM	SCORING PLAY	QTR-LEFT
Cin.	S. Graham 25 field goal	1-9:18
Balt.	J. Lewis 1 run (M. Stover kick)	1-4:28
Balt.	M. Robinson 8 pass from J. Wright (M. Stover kick)	2-14:40
Cin.	P. Warrick 4 pass from J. Kitna (S. Graham kick)	2-6:20
Balt.	M. Stover 22 field goal	2-2:09
Cin.	S. Graham 38 field goal	3-11:34
Balt.	J. Lewis 3 run (M. Stover kick)	3-5:31
Balt.	J. Lewis 13 run (M. Stover kick)	4-11:48

Missed FG: None.

Attendance: 69,468. Time: 3:01.

CINCINNATI BALTIMORE

First downs	15	21
Third down conversions-attempts	4-13	5-13
Total net yards	268	353
Net yards rushing	100	223
Net yards passing	168	130
Pass attempts-completions-interceptions	31-23-2	19-8-2
Sacks against-yards lost	6-46	2-15
Punts-average	6-34.8	5-32.6
Punt returns-yards	3-15	3-13
Kickoff returns-yards	6-138	3-19
Penalties-yards	9-63	2-20
Fumbles-lost	4-3	3-1
Time of possession	27:04	32:56

RUSHING

BENGALS	Att	Yds	Lg	TD	RAVENS	Att	Yds	Lg	TD
C. Dillon	11	45	14	0	J. Lewis	30	180	19	3
B. Bennett	5	43	19	0	C. Taylor	6	26	11	0
Ru. Johnson	4	10	5	0	T. Taylor	1	8	8	0
J. Johnson	1	2	2	0	A. Ricard	1	6	6	0
					A. Wright	7	3	4	0

TOTALS	21	100	19	0	TOTALS	45	223	19	3
--------	----	-----	----	---	--------	----	-----	----	---

PASSING

BENGALS	Att	Cmp	Yds	TD	RAVENS	Att	Cmp	Yds	TD
J. Kitna	31	23	214	1-2	A. Wright	19	8	145	1-2

TOTALS	31	23	214	1-2	TOTALS	19	8	145	1-2
--------	----	----	-----	-----	--------	----	---	-----	-----

RECEIVING

BENGALS	No	Yds	Lg	TD	RAVENS	No	Yds	Lg	TD
P. Warrick	11	90	22	1	M. Robinson	4	44	14	1
B. Bennett	5	33	11	0	T. Taylor	2	77	64	0
M. Schobel	2	22	13	0	T. Heap	1	14	14	0
C. Johnson	2	15	9	0	A. Ricard	1	10	10	0
K. Washington	1	34	34	0					
J. Johnson	1	16	16	0					
Ru. Johnson	1	4	4	0					

TOTALS	23	214	34	1	TOTALS	8	145	64	1
--------	----	-----	----	---	--------	---	-----	----	---

INDIVIDUAL DEFENSE

CINCINNATI (coaches' stats) — **Leading Tackler:** M. Roman 7-5-12. **Sacks:** K. Hardy 1-10, J. Thornton 1-5. **Int.:** K. Kaesviharn 1-10, R. Beckett 1-0. **FF:** R. Beckett 1. **FR:** D. Clemens 1-0.

BALTIMORE (press box stats) — **Leading Tackler:** R. Lewis 7-2-9. **Sacks:** P. Boulware 2-22, T. Suggs 2-12, A. Thomas 2-12. **Int.:** W. Demps 1-54, R. Lewis 1-1. **FF:** P. Boulware 1, T. Suggs 1, A. Thomas 1. **FR:** P. Boulware 1-0, T. Suggs 1-0.

Game 14 Bengals 41, San Francisco 38

Sunday, Dec. 14, at Paul Brown Stadium

The Bengals regained a tie with Baltimore for first place in the AFC North Division with an 8-6 record, despite giving up the most points in franchise history in a victory. Cincinnati became the first NFL team in 2003 to give up 500 yards in a game (502) and win. The Bengals never trailed after taking a 21-14 second-quarter lead on a 31-yard TD pass from Jon Kitna to Peter Warrick, but the 49ers kept things interesting with a 21-point fourth quarter. Kitna threw for 2 TD passes with no INTs, and HB Rudi Johnson rushed for 174 yards and 2 TDs. Johnson became the first back in Bengals history to rush for 150 yards three times in a season. The Cincinnati offense got a key performance from LT Levi Jones, who played all the way despite having undergone arthroscopic surgery for torn knee cartilage the previous Monday. The 49ers fell to 6-8 on the season.

San Francisco	0	17	0	21	—	38
Cincinnati	7	14	10	10	—	41

TEAM	SCORING PLAY	QTR-LEFT
Cin.	C. Johnson 10 pass from J. Kitna (S. Graham kick)	1-5:27
Cin.	K. Hardy 10 fumble return (S. Graham kick)	2-13:03
S.F.	T. Owens 58 pass from J. Garcia (T. Peterson kick)	2-11:30
S.F.	T. Streets 41 pass from J. Garcia (T. Peterson kick)	2-7:29
Cin.	P. Warrick 31 pass from J. Kitna (S. Graham kick)	2-3:26
S.F.	T. Peterson 23 field goal	2-0:00
Cin.	Ru. Johnson 49 run (S. Graham kick)	3-11:41
Cin.	S. Graham 34 field goal	3-1:52
S.F.	J. Garcia 6 run (T. Peterson kick)	4-12:59
Cin.	S. Graham 30 field goal	4-6:58
S.F.	K. Barlow 1 run (T. Peterson kick)	4-3:49
Cin.	Ru. Johnson 3 run (S. Graham kick)	4-2:18
S.F.	K. Barlow 3 run (T. Peterson kick)	4-1:13

Missed FG: None.

Attendance: 64,666. Time: 3:12.

SAN FRANCISCO CINCINNATI

First downs	31	23
Third down conversions-attempts	6-9	7-13
Total net yards	502	393
Net yards rushing	171	225
Net yards passing	331	168
Pass attempts-completions-interceptions	33-26-0	25-18-0
Sacks against-yards lost	1-13	2-21
Punts-average	1-36.0	2-43.5
Punt returns-yards	1-9	1-12
Kickoff returns-yards	8-174	5-102
Penalties-yards	7-50	4-40
Fumbles-lost	4-3	0-0
Time of possession	26:49	33:11

RUSHING

49ERS	Att	Yds	Lg	TD	BENGALS	Att	Yds	Lg	TD
K. Barlow	18	85	17	2	Ru. Johnson	21	174	49	2
J. Garcia	4	51	17	1	C. Dillon	9	24	7	0
J. Robertson	4	33	11	0	B. Bennett	2	14	10	0
F. Beasley	1	2	2	0	P. Warrick	2	12	16	0
					J. Kitna	3	1	3	0

TOTALS	27	171	17	3	TOTALS	37	225	49	2
--------	----	-----	----	---	--------	----	-----	----	---

PASSING

49ERS	Att	Cmp	Yds	TD	BENGALS	Att	Cmp	Yds	TD
J. Garcia	33	26	344	2-0	J. Kitna	25	18	189	2-0

TOTALS	33	26	344	2-0	TOTALS	25	18	189	2-0
--------	----	----	-----	-----	--------	----	----	-----	-----

RECEIVING

49ERS	No	Yds	Lg	TD	BENGALS	No	Yds	Lg	TD
T. Owens	8	127	58	1	C. Johnson	6	91	26	1
T. Streets	6	89	41	1	P. Warrick	5	58	31	1
K. Barlow	6	66	48	0	M. Schobel	2	15	9	0
C. Wilson	2	30	20	0	Ru. Johnson	2	8	4	0
J. Weaver	2	27	18	0	J. Johnson	1	13	13	0
F. Beasley	1	3	3	0	R. Kelly	1	2	2	0
B. Lloyd	1	2	2	0	B. Bennett	1	2	2	0

TOTALS	26	344	58	2	TOTALS	18	189	31	2
--------	----	-----	----	---	--------	----	-----	----	---

INDIVIDUAL DEFENSE

SAN FRANCISCO (press box stats) — **Leading Tackler:** D. Smith 4-8-12. **Sacks:** A. Carter 1-5, C. Ahanotu 0.5-6.5, D. Smith 0.5-6.5. **Int.:** None. **FF:** None. **FR:** None.

CINCINNATI (coaches' stats) — **Leading Tackler:** T. Roberts 12-1-13. **Sacks:** T. Roberts 1-13. **Int.:** None. **FF:** T. Roberts 1, M. Roman 1, T. Williams 1. **FR:** B. Simmons 2-13, K. Hardy 1-10.

Game 15 St. Louis 27, Bengals 10

Sunday, Dec. 21, at Edward Jones Dome

The Bengals lost a chance to remain in control of their own destiny in the AFC North Division title race, losing to a St. Louis club that ran its record to 12-3 while winning its 14th straight home game. Cincinnati fell to an 8-7 mark on the season, one game behind 9-6 Baltimore in the AFC North. The Bengals trailed St. Louis only 17-10 at halftime, but they were shut out in the second half. For the game, Cincinnati converted only 31% of its third-down opportunities (4-of-13) while St. Louis converted at a 63% pace (10-of-16). Bengals QB Jon Kitna suffered 3 interceptions in a game for the first time on the season. RB Marshall Faulk led the Rams offensively with 121 rushing yards and a TD plus 33 receiving yards with another TD. Bengals HB Corey Dillon and WR Chad Johnson both achieved team records. Dillon's 37 scrimmage yards (all rushing) pushed him to a new Bengals career high of 9482, surpassing James Brooks (9459). Johnson's 115 receiving yards raised his season total to 1326, breaking the team mark of 1273 set by Eddie Brown in 1988.

Cincinnati	0	10	0	0	—	10
St. Louis	7	10	3	7	—	27

TEAM	SCORING PLAY	QTR-LEFT
StL	M. Faulk 1 run (J. Wilkins kick)	1-59
Cin	K. Washington 2 pass from J. Kitna (S. Graham kick)	2-8:40
StL	J. Wilkins 26 field goal	2-4:39
StL	T. Holt 28 pass from M. Bulger (J. Wilkins kick)	2-0:47
Cin	S. Graham 48 field goal	2-0:00
StL	M. Faulk 50 field goal	3-3:25
StL	M. Faulk 9 pass from M. Bulger (J. Wilkins kick)	4-14:08

Missed FG: None.

Attendance: 66,061. Time: 3:01.

	CINCINNATI	ST. LOUIS
First downs	14	23
Third down conversions-attempts	4-13	10-16
Total net yards	286	371
Net yards rushing	99	243
Net yards passing	187	128
Pass attempts-completions-interceptions	29-16-3	38-24-1
Sacks against-yards lost	3-15	1-1
Punts-average	4-43.0	2-54.0
Punt returns-yards	2-46	1-16
Kickoff returns-yards	3-79	2-40
Penalties-yards	5-38	6-40
Fumbles-lost	0-0	2-0
Time of possession	24:42	35:18

	BENGALS	Att	Yds	Lg	TD	RUSHING		Att	Yds	Lg	TD
C. Dillon	7	37	22	0		M. Faulk	22	121	26	1	0
Ru. Johnson	11	30	16	0		L. Gordon	5	15	11	0	0
B. Bennett	3	21	12	0		B. Manumaleuna					
J. Johnson	1	6	6	0		M. Furrey	1	8	8	0	0
K. Washington	1	5	5	0		M. Bulger	2	-2	-1	0	0

TOTALS	23	99	22	0		TOTALS	31	143	26	1	
--------	----	----	----	---	--	--------	----	-----	----	---	--

	BENGALS	Att	Cmp	Yds	TD-1	PASSING		Att	Cmp	Yds	TD-1
J. Kitna	29	16	202	1-3		M. Bulger	38	24	229	2-1	
TOTALS	29	16	202	1-3		TOTALS	38	24	229	2-1	

	BENGALS	No	Yds	Lg	TD	RECEIVING		No	Yds	Lg	TD
C. Johnson	7	115	47	0		T. Holt	10	124	28	1	0
K. Washington	3	26	12	1		M. Faulk	5	33	13	1	0
B. Bennett	2	19	14	0		M. Furrey	3	34	16	0	0
Ru. Johnson	2	17	14	0		D. Looker	3	17	9	0	0
T. Stewart	1	21	21	0		B. Manumaleuna					
K. Walter	1	4	4	0		S. McDonald	2	10	7	0	0
TOTALS	16	202	47	1		TOTALS	24	229	28	1	0

INDIVIDUAL DEFENSE

CINCINNATI (coaches' stats) — **Leading Tackler:** K. Hardy 8-3-11. **Sacks:** J. Smith 1-1. **Int.:** T. James 1-0. **FF:** D. Clemons 1, J. Thornton 1. **FR:** None.

ST. LOUIS (press box stats) — **Leading Tackler:** A. Archuleta 8-0-8. **Sacks:** G. Wistrom 2-5-13.5, L. Little 0.5-1.5. **Int.:** A. Archuleta 1-22, J. Butler 1-13, T. Polley 1-6. **FF:** None. **FR:** None.

Game 16 Cleveland 22, Bengals 14

Sunday, Dec. 28, at Paul Brown Stadium

Needing a victory to stay alive for a playoff berth, the Bengals absorbed a stunning loss to the last-place Browns before a record home crowd of 65,362. The loss snapped a five-game Bengals winning streak at Paul Brown Stadium and clinched the AFC North title for the Baltimore Ravens. Cincinnati took an early first-quarter lead on a 5-yard TD run by HB Rudi Johnson, fell behind 13-7 at halftime and regained a 14-13 lead early in the fourth quarter on a 2-yard Johnson TD run. But the Browns went ahead to stay at 19-14 with 7:54 to play when rookie Lee Suggs scored on a 25-yard run. The Browns went up 22-14 on an 18-yard field goal with 1:13 left, and the Bengals' last try for a tying TD ended when Robert Griffith intercepted a Jon Kitna pass at the Cleveland 39 with 0:41 to play. The Browns gashed the Bengals for 264 rushing yards, the most allowed by the Bengals in a span of 44 games. Suggs, who scored on a 78-yard run in the first half, had 186 rushing yards on 26 carries. The Bengals finished the season at 8-8 and the Browns closed at 5-11.

Cleveland	3	10	0	9	—	22
Cincinnati	7	0	0	7	—	14

TEAM	SCORING PLAY	QTR-LEFT
Cin	Ru. Johnson 5 run (S. Graham kick)	1-10:57
Cle	B. Conway 42 field goal	1-6:20
Cle	B. Conway 42 field goal	2-5:10
Cle	L. Suggs 78 run (B. Conway kick)	2-2:06
Cin	Ru. Johnson 2 run (S. Graham kick)	4-12:15
Cle	L. Suggs 25 run (pass failed)	4-7:54
Cle	B. Conway 18 field goal	4-1:13

Missed FG: Graham, Cin. (52L).

Attendance: 65,362. Time: 3:04.

	CLEVELAND	CINCINNATI
First downs	19	21
Third down conversions-attempts	4-11	6-14
Total net yards	379	271
Net yards rushing	264	115
Net yards passing	115	156
Pass attempts-completions-interceptions	18-9-0	35-23-1
Sacks against-yards lost	0-0	3-19
Punts-average	3-35.3	5-42.4
Punt returns-yards	3-11	1-1
Kickoff returns-yards	3-58	6-133
Penalties-yards	9-69	9-66
Fumbles-lost	1-0	1-0
Time of possession	31:05	28:55

	BROWNS	Att	Yds	Lg	TD	RUSHING		Att	Yds	Lg	TD
L. Suggs	26	186	78	2		Ru. Johnson	14	52	13	2	0
J. White	9	54	23	0		C. Dillon	8	50	21	0	0
D. Northcutt	3	32	23	0		K. Kitna	1	9	9	0	0
T. Couch	1	-1	-1	0		J. Johnson	1	2	2	0	0
Q. Morgan	1	-7	-7	0		P. Warrick	1	2	2	0	0

TOTALS	40	264	78	2		TOTALS	25	115	21	2	
--------	----	-----	----	---	--	--------	----	-----	----	---	--

	BROWNS	Att	Cmp	Yds	TD-1	PASSING		Att	Cmp	Yds	TD-1
T. Couch	18	9	115	0-0		J. Kitna	35	23	175	0-1	
TOTALS	18	9	115	0-0		TOTALS	35	23	175	0-1	

	BROWNS	No	Yds	Lg	TD	RECEIVING		No	Yds	Lg	TD
Andre' Davis	5	72	18	0		B. Bennett	5	29	10	0	0
F. Jackson	1	19	19	0		M. Schobel	4	42	19	0	0
D. Northcutt	1	12	12	0		C. Johnson	4	29	13	0	0
Q. Morgan	1	6	6	0		P. Warrick	4	25	15	0	0
D. Sanders	1	6	6	0		Ru. Johnson	2	25	13	0	0
						C. Dillon	1	11	11	0	0
						T. Stewart	1	9	9	0	0
						K. Washington	1	4	4	0	0
						R. Kelly	1	1	1	0	0

TOTALS	9	115	19	0		TOTALS	23	175	19	0	
--------	---	-----	----	---	--	--------	----	-----	----	---	--

INDIVIDUAL DEFENSE

CLEVELAND (press box stats) — **Leading Tackler:** Andre Davis 4-5-9. **Sacks:** K. Lang 1-5-13, T. Rogers 1-2, O. Royce 0.5-4. **Int.:** R. Griffith 1-3. **FF:** D. McCutcheon 1. **FR:** None.

CINCINNATI (coaches' stats) — **Leading Tacklers:** M. Roman 7-3-10, K. Hardy 6-4-10. **Sacks:** None. **Int.:** None. **FF:** None. **FR:** None.

BENGALS 2003 PARTICIPATION CHART

PLAYER	Cin. G-S	1 Den.	2 @Oak.	3 Pitt.	4 @Cle.	5 @Buff.	6 Balt.	7 Sea.
Abdullah, Khalid	16-0	P	P	P	P	P	P	P
Anderson, Willie	16-16	ROT	ROT	ROT	ROT	ROT	ROT	ROT
Beckett, Rogers	16-9	P	P	SS	SS	P	P	P
Bennett, Brandon	16-0	P	P	P	P	P	P	P
Braham, Rich	16-15	P	C	C	C	C	C	C
Burris, Jeff	13-8	LCB	LCB	LCB	LCB	LCB	P	LCB
Chamberlin, Frank	5-0	NWT	NWT	NWT	NWT	NWT	NWT	NWT
Clemons, Duane	16-13	P	LDE	P	P	LDE	LDE	LDE
Dillon, Corey	13-11	HB	HB	HB	HB	IL	HB	IL
Edmonds, Chris	4-0	P	P	P	P	NWT	NWT	NWT
Gibson, Oliver	16-0	P	P	P	P	P	P	P
Goff, Mike	16-16	C	RG	RG	RG	RG	RG	RG
Graham, Shayne	16-0	P	P	P	P	P	P	P
Hamilton, Lawrence	5-1	P	P	WR	P	P	PS	PS
Hardy, Kevin	16-16	MLB	LB	MLB	MLB	LB	MLB	LB
Harris, Nick	5-0	P	P	P	P	P	NWT	NWT
Hawkins, Artrell	14-9	P	nklDB	P	P	nklDB	P	nklDB
Houshmandzadeh, T.J.	2-0	IL	IL	IL	IL	IL	IL	IL
Jackson, LaDairis	0-0	NWT	NWT	NWT	NWT	NWT	NWT	NWT
Jackson, Ray	0-0	PS	PS	PS	PS	NWT	NWT	NWT
James, Tory	16-16	RCB	RCB	RCB	RCB	RCB	CB	RCB
Johnson, Belton	0-0	NWT	NWT	NWT	NWT	NWT	NWT	NWT
Johnson, Chad	16-14	WR	WR	P	WR	WR	WR	WR
Johnson, Jeremi	16-13	FB	FB	FB	FB	FB	FB	FB
Johnson, Riall	13-1	P	P	IL	IL	IL	P	P
Johnson, Rudi	13-5	IL	IL	IL	P	HB	P	HB
Jones, Levi	16-16	LOT	LOT	LOT	LOT	LOT	LOT	LOT
Joseph, Ricot	0-0	NWT	NWT	NWT	NWT	NWT	NWT	NWT
Kaevsiharn, Kevin	16-7	P	SS	P	P	SS	SS	SS
Kelly, Reggie	12-11	TE	TE	TE	TE	TE	TE	TE
Kitna, Jon	16-16	QB	QB	QB	QB	QB	QB	QB
Kooistra, Scott	8-0	P	P	P	P	P	IL	IL
Levels, Dwayne	13-1	P	P	P	P	P	4thLB	P
Leyva, Victor	0-0	IL	IL	IL	IL	IL	IL	DNP
Lynch, James	0-0	NWT	NWT	NWT	NWT	PS	PS	PS
Mabry, Mike	0-0	NWT	NWT	NWT	NWT	NWT	NWT	NWT
Manuel, Marquand	13-1	SS	P	P	P	P	P	P
Matthews, Shane	0-0	DNP	DNP	DNP	DNP	DNP	*IL	*IL
Moore, Langston	0-0	PS	PS	PS	PS	PS	PS	PS
Myles, Reggie	16-0	P	P	P	P	P	P	P
O'Dwyer, Matt	4-1	RG	P	P	P	DNP	DNP	IL
Palmer, Carson	0-0	*IL	*IL	*IL	*IL	*IL	DNP	DNP
Patterson, Elton	0-0	IL	IL	IL	IL	IL	IL	IL
Powell, Carl	16-3	LDE	P	LDE	LDE	P	P	P
Rehberg, Scott	16-1	P	P	P	P	P	P	P
Richardson, Kyle	11-0	NWT	NWT	NWT	NWT	NWT	P	P
Roberts, Terrell	12-0	IL	IL	P	P	P	IL	P
Roman, Mark	16-16	FS	FS	FS	FS	FS	FS	FS
Ross, Adrian	15-12	SLB	P	SLB	SLB	P	SLB	P
St. Louis, Brad	16-0	P	P	P	P	P	P	P
Schobel, Matt	15-1	P	P	P	IL	P	P	P
Scott, Greg	0-0	PS	PS	PS	PS	PS	PS	PS
Simmons, Brian	16-16	WLB	LB	WLB	WLB	LB	WLB	LB
Smith, Justin	16-16	RDE	RDE	RDE	RDE	RDE	RDE	RDE
Steele, Glen	16-0	P	P	P	P	P	P	P
Steinbach, Eric	15-15	LG	LG	LG	LG	LG	LG	LG
Stewart, Tony	16-7	P	P	P	P	P	P	2ndTE
Sulfsted, Alex	0-0	NWT	NWT	NWT	NWT	NWT	NWT	NWT
Szalay, Thatcher	0-0	PS	PS	PS	PS	PS	PS	PS
Thornton, John	16-16	LDT	LDT	LDT	LDT	LDT	LDT	LDT
Walter, Kevin	11-0	PS	PS	PS	PS	PS	P	P
Warrick, Peter	15-14	WR	WR	WR	WR	WR	WR	P
Washington, Kelley	16-3	P	P	P	P	P	P	P
Watson, Kenny	8-0	NWT	NWT	NWT	NWT	P	P	P
Weathersby, Dennis	4-0	IL	IL	IL	IL	IL	IL	IL
Whiteside, Keyon	0-0	IL	IL	IL	IL	IL	IL	NWT
Williams, Tony	16-16	RDT	RDT	RDT	RDT	RDT	RDT	RDT

LEGEND (position abbreviation indicates start): **P** - played as a substitute; **DNP** - did not play (but on active roster); **IL** - inactive list; **PS** - practice squad; **RI** - reserve/injured list; **RNFI** - reserve/non-football injury list; **RSBC** - reserve/suspension by club list; **REX** - roster exemption; **NWT** - not with team; * - designated third quarterback

PLAYER	8 @Ariz.	9 Hou.	10 K.C.	11 @S.D.	12 @Pitt.	13 @Balt.	14 S.F.	15 @Sil.	16 Cle.
Abdullah, Khalid	P	P	P	P	P	P	P	P	P
Anderson, Willie	ROT	ROT	ROT	ROT	ROT	ROT	ROT	ROT	ROT
Beckett, Rogers	SS	P	SS	SS	SS	SS	P	SS	SS
Bennett, Brandon	P	P	P	P	P	P	P	P	P
Braham, Rich	C	C	C	C	C	C	C	C	C
Burris, Jeff	LCB	LCB	IL	IL	IL	P	P	P	P
Chamberlin, Frank	NWT	NWT	NWT	NWT	P	P	P	P	P
Clemons, Duane	LDE	LDE	LDE	LDE	LDE	LDE	LDE	LDE	LDE
Dillon, Corey	HB	IL	P	P	HB	HB	HB	HB	HB
Edmonds, Chris	NWT	NWT	NWT	NWT	NWT	NWT	NWT	NWT	NWT
Gibson, Oliver	P	P	P	P	P	P	P	P	P
Goff, Mike	RG	RG	RG	RG	RG	RG	RG	RG	RG
Graham, Shayne	P	P	P	P	P	P	P	P	P
Hamilton, Lawrence	PS	PS	PS	PS	PS	PS	NWT	NWT	NWT
Hardy, Kevin	MLB	MLB	MLB	MLB	MLB	MLB	MLB	MLB	MLB
Harris, Nick	NWT	NWT	NWT	NWT	NWT	NWT	NWT	NWT	NWT
Hawkins, Artrell	P	IL	LCB	LCB	LCB	IL	LCB	LCB	LCB
Houshmandzadeh, T.J.	IL	IL	IL	DNP	IL	IL	IL	P	P
Jackson, LaDairis	IL	IL	IL	IL	NWT	NWT	NWT	NWT	NWT
Jackson, Ray	NWT	NWT	NWT	NWT	NWT	NWT	NWT	NWT	NWT
James, Tory	RCB	RCB	RCB	RCB	RCB	RCB	RCB	RCB	RCB
Johnson, Belton	NWT	NWT	NWT	NWT	NWT	NWT	NWT	NWT	PS
Johnson, Chad	WR	WR	WR	WR	P	WR	WR	WR	WR
Johnson, Jeremi	FB	FB	P	FB	FB	P	P	FB	FB
Johnson, Riall	P	P	P	P	P	P	P	P	SLB
Johnson, Rudi	P	HB	HB	HB	P	P	P	P	P
Jones, Levi	LOT	LOT	LOT	LOT	LOT	LOT	LOT	LOT	LOT
Joseph, Ricot	NWT	NWT	NWT	NWT	NWT	NWT	PS	PS	PS
Kaesviharn, Kevin	P	SS	P	P	P	LCB	SS	P	P
Kelly, Reggie	IL	IL	IL	IL	TE	P	TE	TE	TE
Kitna, Jon	QB	QB	QB	QB	QB	QB	QB	QB	QB
Kooistra, Scott	P	P	P	IL	IL	IL	IL	DNP	IL
Levels, Dwayne	P	P	P	P	P	P	RI	RI	RI
Leyva, Victor	DNP	DNP	IL	IL	IL	DNP	DNP	DNP	DNP
Lynch, James	PS	PS	PS	PS	PS	PS	PS	PS	PS
Mabry, Mike	NWT	NWT	NWT	NWT	NWT	NWT	PS	PS	PS
Manuel, Marquand	P	P	P	P	IL	IL	P	IL	P
Matthews, Shane	*IL	*IL	*IL	*IL	*IL	DNP	DNP	DNP	DNP
Moore, Langston	PS	PS	PS	PS	PS	PS	IL	IL	IL
Myles, Reggie	P	P	P	P	P	P	P	P	P
O'Dwyer, Matt	IL	IL	IL	DNP	DNP	IL	RI	RI	RI
Palmer, Carson	DNP	DNP	DNP	DNP	DNP	*IL	*IL	*IL	*IL
Patterson, Elton	IL	IL	IL	IL	IL	IL	IL	IL	IL
Powell, Carl	P	P	P	P	P	P	P	P	P
Rehberg, Scott	P	P	P	P	P	P	P	LG	P
Richardson, Kyle	P	P	P	P	P	P	P	P	P
Roberts, Terrell	IL	P	P	P	P	P	P	P	P
Roman, Mark	FS	FS	FS	FS	FS	FS	FS	FS	FS
Ross, Adrian	SLB	SLB	SLB	SLB	SLB	SLB	SLB	SLB	RI
St. Louis, Brad	P	P	P	P	P	P	P	P	P
Schobel, Matt	P	P	2ndTE	P	P	P	P	P	P
Scott, Greg	PS	PS	PS	PS	PS	PS	PS	PS	PS
Simmons, Brian	WLB	WLB	WLB	WLB	WLB	WLB	WLB	WLB	WLB
Smith, Justin	RDE	RDE	RDE	RDE	RDE	RDE	RDE	RDE	RDE
Steele, Glen	P	P	P	P	P	P	P	P	P
Steinbach, Eric	LG	LG	LG	LG	LG	LG	LG	IL	LG
Stewart, Tony	TE	TE	TE	P	2ndTE	TE	P	2ndTE	P
Sultsted, Alex	NWT	NWT	NWT	NWT	NWT	NWT	IL	IL	IL
Szalay, Thatcher	PS	PS	PS	PS	PS	PS	PS	PS	IL
Thornton, John	LDT	LDT	LDT	LDT	LDT	LDT	LDT	LDT	LDT
Walter, Kevin	P	P	P	P	P	P	P	P	P
Warrick, Peter	WR	WR	WR	WR	WR	WR	WR	IL	WR
Washington, Kelley	P	P	P	3rdWR	P	3rdWR	3rdWR	P	P
Watson, Kenny	P	P	P	IL	P	IL	IL	P	P
Weathersby, Dennis	IL	P	P	P	IL	P	IL	IL	IL
Whiteside, Keyon	NWT	NWT	NWT	NWT	NWT	NWT	NWT	NWT	NWT
Williams, Tony	RDT	RDT	RDT	RDT	RDT	RDT	RDT	RDT	RDT

2003

- July 11: Signed OLB **Khalid Abdullah** (D5).
- July 22: Waived CB **LaVar Glover**.
- July 24: Signed DE **Noah Happe** (CFA-Oregon State).
- July 25: Signed DE **Elton Patterson** (D7).
- July 27: Signed CB **Dennis Weathersby** (D4a) and FB **Jeremi Johnson** (D4b).
- July 28: Acquired G-T **Alex Sulfsted** on waivers from Washington.
- July 29: Signed G **Eric Steinbach** (D2); Acquired G **Noah Swartz** on waivers from Dallas.
- July 30: Waived OT **Garry Johnson**.
- Aug. 3: Signed WR **Kelley Washington** (D3).
- Aug. 4: Waived DE **Noah Happe** and WR **James Adkisson**.
- Aug. 6: Acquired WR **Lawrence Hamilton** on waivers from Arizona.
- Aug. 12: Waived G **Noah Swartz**.
- Aug. 13: Waived SS **Deloise Moore**.
- Aug. 18: Waived C **Dustin McQuivey**, DT **Mario Monds**, TE **Derek Smith**, MLB **Rodney Thomas**, FB **Terry Witherspoon** and WR **Adam Ziesel**.
- Aug. 25: Acquired WR **Marquise Walker** on waivers from Arizona; Waived WR **Chesley Borders**, QB **Tommy Jones**, WR **Kwazeeon Leverette**, MLB **Tito Rodriguez**, DT **Ron Smith**, G-OT **Alex Sulfsted** and CB **Maurice Tucker**.
- Aug. 26: Acquired WR **Kevin Walter** on waivers from the New York Giants; Terminated the contract of SS **JoJuan Armour**; Waived WR **Ron Dugans** with an injury settlement.
- Aug. 27: Acquired DE **Greg Scott** on waivers from Washington; Waived WR **Marquise Walker**.
- Aug. 31: Terminated the contracts of OLB **Steve Foley** and DE **Reinard Wilson**; Waived DE **Ja'Warren Blair**, TE **Sean Brewer**, P **Travis Dorsch**, WR **Danny Farmer**, HB **Ray Jackson**, DT **Belton Johnson**, DT **Langston Moore**, MLB **Armegis Spearman**, C **Thatcher Szalay**, FS **Lamont Thompson**, WR **Kevin Walter**.
- Sept. 1: Acquired K **Shayne Graham** on waivers from Carolina; Signed the following four players to the practice squad: HB **Ray Jackson**, DT **Langston Moore**, C **Thatcher Szalay** and WR **Kevin Walter**; Acquired OLB **Keyon Whiteside** on waivers from Indianapolis; Waived K **Neil Rackers** and DE **Greg Scott**.
- Sept. 3: Signed DE **Greg Scott** to the practice squad.
- Sept. 30: Signed HB **Kenny Watson** (FA); Signed FB **James Lynch** to the practice squad; Waived FB **Chris Edmonds**; Released HB **Ray Jackson** from the practice squad.
- Oct. 7: Signed P **Kyle Richardson** (FA); Waived P **Nick Harris**.
- Oct. 16: Signed WR **Kevin Walter** from the practice squad; Waived WR **Lawrence Hamilton**.
- Oct. 17: Signed WR **Lawrence Hamilton** to the practice squad.
- Oct. 22: Acquired OLB **LaDairis Jackson** on waivers from Washington; Waived OLB **Keyon Whiteside**.
- Nov. 12: Signed WR **Chad Johnson*** to a contract extension.
- Nov. 25: Signed OLB **Frank Chamberlin** (FA); Waived OLB **LaDairis Jackson**.
- Dec. 8: WR **Lawrence Hamilton** signed by N.Y. Jets off the practice squad.
- Dec. 9: Signed G-T **Alex Sulfsted** (FA); Signed DT **Langston Moore** from the practice squad; Placed OLB **Dwayne Levels** and G **Matt O'Dwyer** on the Reserve/Injured list; Signed C **Mike Mabry** and FS **Ricot Joseph** to the practice squad.
- Dec. 20: Signed LS-TE **Brad St. Louis*** to a contract extension.
- Dec. 22: Signed C **Thatcher Szalay** from the practice squad; Placed OLB **Adrian Ross** on Reserve/Injured list.
- Dec. 23: Signed OT **Belton Johnson** to the practice squad.
- Dec. 29: Signed five players from the practice squad: OT **Belton Johnson**, FS **Ricot Joseph**, FB **James Lynch**, C **Mike Mabry** and DE **Greg Scott**; Signed five free agents: ILB **Kenny Jackson**, OT **Pete Loughheed**, DT **Norris McCleary**, OT **Justin Sands** and WR **Adam Ziesel**.
- Dec. 30: Signed C **Thatcher Szalay*** to a contract extension.

2004

- Jan. 15: Wide receivers coach **Alex Wood** named Arizona Cardinals offensive coordinator.
- Jan. 16: Signed HB **Skip Hicks** (FA) and CB **Alvin Porter** (FA); Named **Hue Jackson** wide receivers coach.
- Jan. 27: Signed OLB **LaDairis Jackson** (FA).
- Feb. 3: Assistant strength and conditioning coach **Kurtis Shultz** signed by Minnesota as head strength and conditioning coach.
- Feb. 9: Allocated five players to NFL Europe League: HB **Skip Hicks** (Frankfurt Galaxy), ILB **Kenny Jackson** (Amsterdam Admirals), C **Mike Mabry** (Cologne Centurions), OT **Justin Sands** (Scottish Claymores) and WR **Adam Ziesel** (Berlin Thunder).
- Feb. 12: Signed HB **Herbert Goodman** (FA).
- Mar. 1: Terminated the contract of DT **Oliver Gibson**.
- Mar. 4: Signed FS **Kim Herring** (FA) and MLB **Nate Webster** (UFA-T.B.).
- Mar. 5: Signed K **Shayne Graham** (RFA-Cin.), matching Jacksonville offer sheet; Terminated contract of CB **Artrell Hawkins**; G **Mike Goff** (UFA-Cin.) signed with San Diego.
- Mar. 8: Signed C **Rich Braham** (UFA-Cin.).
- Mar. 9: G **Matt O'Dwyer** (UFA-Cin.) signed with Tampa Bay.
- Mar. 10: Terminated the contract of CB **Jeff Burris**.
- Mar. 15: Named **Ray Oliver** assistant strength and conditioning coach.
- Mar. 18: HB **Brandon Bennett** (UFA-Cin.) signed with Tampa Bay.
- Mar. 19: Signed WR **Patrick Johnson** (UFA-Wash.); Signed CB **Reggie Myles** (exclusive rights player-Cin.).
- Mar. 22: FS **Mark Roman** (UFA-Cin.) signed with Green Bay.
- Mar. 25: Signed SS **Rogers Beckett** (UFA-Cin.).
- Mar. 26: Signed G **Bobbie Williams** (UFA-Phil.).
- Apr. 1: Terminated the contract of G-OT **Scott Rehberg**; OLB-MLB **Riall Johnson** (UFA-Cin.) signed with Arizona.
- Apr. 6: Signed G **Victor Leyva** (RFA-Cin.).
- Apr. 9: Traded 2004 first-round draft pick (17th overall) to Denver for CB **Deltha O'Neal** and Denver's '04 first-round draft pick (24th) and '04 fourth-round draft pick (117th).
- Apr. 12: Signed FS **Kevin Kaesviharn** (RFA-Cin.).
- Apr. 14: Signed WR **T.J. Houshmandzadeh** (RFA-Cin.).
- Apr. 16: Signed TE **Tony Stewart** (RFA-Cin.).
- Apr. 19: Traded HB **Corey Dillon** to New England for New England's 2004 second-round draft pick (56th overall).
- Apr. 20: Signed QB **Jon Kitna*** to a contract extension.
- Apr. 24: Traded 2004 first-round draft pick (24th overall) to St. Louis for St. Louis' '04 first-round draft pick (26th) and '04 fourth-round draft pick (123rd); Selected five college players in annual NFL Draft: HB **Chris Perry** of Michigan in Round 1 (26th overall), CB **Keiwan LaTiff** of Florida in Round 2 (49th), FS **Madieu Williams** of Maryland in Round 2 (56th), MLB **Caleb Miller** of Arkansas in Round 3 (80th), and OLB **Landon Johnson** of Purdue in Round 3 (96th).
- Apr. 25: Selected six college players in annual NFL Draft: DT **Mathias Askew** of Michigan State in Round 4 (114th overall), DE **Robert Geathers** of Georgia in Round 4 (117th), OT **Stacy Andrews** of Mississippi in Round 4 (123rd), WR **Maurice Mann** of Nevada in Round 5 (149th), CB **Greg Brooks** of Southern Mississippi in Round 6 (183rd), and QB **Casey Bramlet** of Wyoming in Round 7 (218th).
- Apr. 27: Signed the following 18 college free agents: G **Tyrone Armstrong** (Pittsburg State), HB **Nick Ayers** (Georgetown (Ky.)), WR **Jamall Broussard** (San Jose State), WR **Jeremiah Cockheron** (Hawaii), DE **Derrick Crawford** (Texas A&M-Commerce), DT **Mondre Dickerson** (Tennessee), DT **Eric Johnson** (Mount St. Joseph), G **Ibrahim Khan** (Simon Fraser), P **Kyle Larson** (Nebraska), WR **Marius Mays** (Northern Iowa), C **Michael Powers** (Pennsylvania), TE **Jonathan Pritchett** (Houston), QB **Scott Rislov** (San Jose State), OLB **Larry Stevens** (Michigan), FB **Alex Wade** (Duke), SS **Wendell Williams** (Louisiana-Lafayette), TE **Mike Woolridge** (Eastern Kentucky), and WR **Lance Young** (Iowa State).
- Apr. 30: Signed C **Larry Moore** (FA-Wash.); Acquired QB **Kurt Kittner** on waivers from Atlanta.

May 7: Waived WR **Jeremiah Cockheran** and C **Michael Powers** (failed physicals).
 May 9: Signed two college free agents: ILB **Joe Siofele** (Arizona) and TE **Michael Walker** (Minnesota-Morris); Signed **Chuck Bresnahan** as an assistant coach; Waived G **Tyrone Armstrong**, DT **Eric Johnson**, G **Ibrahim Khan** and QB **Kurt Kittner**.
 May 11: Signed HB **Rudi Johnson** (RFA-Cin.).
 May 18: Signed WR **Jay Chapman** (CFA-Saint Augustine's).
 May 20: DT **Glen Steele** (UFA-Cin.) signed with N.Y. Giants.
 June 1: Waived HB **Nick Ayers**.
 June 4: Waived ILB **Joe Siofele**, OT-G **Alex Sulfsted** and TE

Michael Walker.
 June 9: Waived DT **Mondre Dickerson**.
 June 15: Signed TE **Chad Hayes** (FA); Waived OT **Justin Sands**.
 June 16: Waived TE **Michael Woolridge**.
 June 18: Waived TE **Jonathan Pritchett**.
 June 22: Signed OT-G **Alex Sulfsted** (FA); Waived (injured) OT **Belton Johnson**.
 July 2: OT **Belton Johnson** cleared waivers, placed on Reserve/Injured list.

*NOTE: Signed a new contract before finishing the final season(s) of existing contract.

IN 2003, THE BENGALS WERE...

5-3at home
 3-5on the road
 5-2when scoring first
 3-6when opponent scored first
 2-2in games decided by 3 points or fewer
 7-4in games decided by 7 points or fewer
 4-2when leading at halftime
 4-1when tied at halftime
 0-5when trailing at halftime
 6-0when leading after three quarters
 0-1when tied after three quarters
 2-7when trailing after three quarters
 6-3when rushing for 100 net yards

3-1when opponent rushed for less than 100 net yards
 5-0with plus turnover differential
 2-1with even turnover differential
 1-7with minus turnover differential
 1-1when passing for 250 net yards
 6-0when opponent passed for 250 net yards
 8-1when scoring 20 points or more
 6-6when opponent scored 20 points or more
 8-7when game was outdoors (open-air/open retractable roof)
 0-1when game was inside (dome/closed retractable roof)
 8-5on natural grass
 0-3on artificial turf
 5-5with fewer penalty yards

FINAL 2003 NFL STANDINGS

AFC EAST DIVISION

	W	L	T	PCT	PF	PA
New England	14	2	0	.875	348	238
Miami	10	6	0	.625	311	261
Buffalo	6	10	0	.375	243	279
New York Jets	6	10	0	.375	283	299

AFC NORTH DIVISION

	W	L	T	PCT	PF	PA
Baltimore	10	6	0	.625	391	281
Cincinnati	8	8	0	.500	346	384
Pittsburgh	6	10	0	.375	300	327
Cleveland	5	11	0	.313	254	322

AFC SOUTH DIVISION

	W	L	T	PCT	PF	PA
Indianapolis	12	4	0	.750	447	336
Tennessee*	12	4	0	.750	435	324
Jacksonville	5	11	0	.313	276	331
Houston	5	11	0	.313	255	380

AFC WEST DIVISION

	W	L	T	PCT	PF	PA
Kansas City	13	3	0	.813	484	332
Denver*	10	6	0	.625	381	301
Oakland	4	12	0	.250	270	379
San Diego	4	12	0	.250	313	441

NFC EAST DIVISION

	W	L	T	PCT	PF	PA
Philadelphia	12	4	0	.750	374	287
Dallas*	10	6	0	.625	289	260
Washington	5	11	0	.313	287	372
New York Giants	4	12	0	.250	243	387

NFC NORTH DIVISION

	W	L	T	PCT	PF	PA
Green Bay	10	6	0	.625	442	307
Minnesota	9	7	0	.563	416	353
Chicago	7	9	0	.438	283	346
Detroit	5	11	0	.313	270	379

NFC SOUTH DIVISION

	W	L	T	PCT	PF	PA
Carolina	11	5	0	.688	325	304
New Orleans	8	8	0	.500	340	326
Tampa Bay	7	9	0	.438	301	264
Atlanta	5	11	0	.313	299	422

NFC WEST DIVISION

	W	L	T	PCT	PF	PA
St. Louis	12	4	0	.750	447	328
Seattle*	10	6	0	.625	404	327
San Francisco	7	9	0	.438	384	337
Arizona	4	12	0	.250	225	452

* Wild Card team

POSTSEASON (Home team in CAPS)

AFC WILD CARD PLAYOFFS: NFC WILD CARD PLAYOFFS:

Tennessee 20, BALTIMORE 17
 CAROLINA 29, Dallas 10

INDIANAPOLIS 41, Denver 10
 GREEN BAY 33, Seattle 27 (OT)

AFC DIVISIONAL PLAYOFFS: NFC DIVISIONAL PLAYOFFS:

NEW ENGLAND 17, Tennessee 14
 Carolina 29, ST. LOUIS 23 (OT)

Indianapolis 38, KANSAS CITY 31
 PHILADELPHIA 20, Green Bay 17 (OT)

AFC CHAMPIONSHIP: NFC CHAMPIONSHIP:

NEW ENGLAND 24, Indianapolis 14
 Carolina 14, PHILADELPHIA 3

SUPER BOWL XXXVIII at Reliant Stadium, Houston, Texas: New England (AFC) 32, Carolina (NFC) 29

AFC-NFC Pro Bowl at Aloha Stadium, Honolulu, Hawaii: NFC 55, AFC 52

BENGALS 2003 PRESEASON STATISTICS

WON 1, LOST 3

Date	W/L	Score	Opponent	Att	RUSHING	No	Yds	Avg	Lg	TD
Aug. 10	L	13-28	at New York Jets	76,183	Jackson	43	143	3.3	10	1
Aug. 16	W	23-10	Detroit	39,956	Ru. Johnson	34	103	3.0	15	0
Aug. 23	L	15-23	Tennessee	41,335	Bennett	22	69	3.1	21	1
Aug. 29	L	20-21	at Indianapolis	38,534	Dillon	10	43	4.3	7	0

TEAM STATISTICS		Bengals	Opponents
TOTAL FIRST DOWNS		85	56
Rushing		19	20
Passing		59	31
Penalty		7	5
3rd Down: Made-Att	32-62	20-55	
3rd Down Pct.	51.6	36.4	
4th Down: Made-Att	4-8	4-7	
4th Down Pct.	50.0	57.1	
POSSESSION AVG.	33.28	26.32	
TOTAL NET YARDS	1485	971	
Avg. Per Game	371.3	242.8	
Total Plays	279	227	
Avg. Per Play	5.3	4.3	
NET YARDS RUSHING	401	297	
Avg. Per Game	100.3	74.3	
Total Rushes	123	108	
NET YARDS PASSING	1084	674	
Avg. Per Game	271.0	168.5	
Sacked-Yards Lost	5-24	7-49	
Gross Yards	1108	723	
Att.-Completions	151-102	112-68	
Completion Pct.	67.5	60.7	
Had Intercepted	5	2	
PUNTS-AVERAGE	14-42.0	20-42.4	
Net Punting Avg.	35.4	36.6	
PENALTIES-YARDS	22-213	28-253	
FUMBLES-BALL LOST	12-6	7-2	
TOUCHDOWNS	9	10	
Rushing	2	2	
Passing	7	3	
Returns	0	5	

Score by Periods	1	2	3	4	OT	Tot
Bengals	10	20	14	27	0	71
Opponents	17	13	10	42	0	82

SCORING	TD-Ru	Rc-Rt	K-PAT	FG	S	TP
Rackers	0	0	0	6-6	3-5	0 15
Hamilton	2	0	2	0	—	0 12
Bennett	1	1	0	0	—	0 6
Borders	1	0	1	0	—	0 6
Houshmandzadeh	1	0	1	0	—	0 6
Jackson	1	1	0	0	—	0 6
J. Johnson	1	0	1	0	—	0 6
Warrick	1	0	1	0	—	0 6
Washington	1	0	1	0	—	0 6
Schobel	0	0	0	0	—	0 2
Bengals	9	2	7	0	6-6	3-5 0 71
Opponents	10	2	3	5	10-10	4-4 0 82

Two-point conversions: Schobel, Bengals 1-2; Opponents 0-0.

PASSING	Att	Cmp	Yds	Cmp %	Yds/Att	TD	% INT	Int %	Sacks-Yds	Rat
Palmer	54	37	451	68.5	8.35	4	7.4	68.7	2-15	87.8
Kitna	48	32	291	66.7	6.06	1	2.1	1	2-9	81.2
Matthews	47	33	366	70.2	7.79	2	4.3	0	0 521	107.2
Dorsch	1	0	0	0.0	0.00	0	0.0	0	0 0	39.6
Harris	1	0	0	0.0	0.00	0	0.0	0	0 0	39.6
Bengals	151	102	1108	67.5	7.34	7	4.6	5	3.3 681	90.6
Opponents	112	68	723	60.7	6.46	3	2.7	2	1.8 31	81.1

FIELD GOALS	1-19	20-29	30-39	40-49	50+
Rackers	0-0	1-1	1-2	1-2	0-0
Bengals	0-0	1-1	1-2	1-2	0-0
Opponents	0-0	0-0	2-2	2-2	0-0

FIELD GOAL ATTEMPTS BY GAME:

Rackers: (-) (44G, 31G, 21G) (49N) (36N).
Bengals: (-) (44G, 31G, 21G) (49N) (36N).
Opponents: (-) (40G) (48G, 31G, 32G) (-).

DEFENSE

(Based on press box statistics)

Player	ST	AT	TT	Sks-Yds	Int-Yds	PD	FF	FR-Yds
Abdullah	15	4	19	0-0	0-0	0	0	0-0
Ross	6	7	13	0-0	0-0	0	0	0-0
Roman	8	4	12	0-0	0-0	0	0	0-0
Simmons	8	4	12	1-12	0-0	1	0	0-0
Roberts	8	3	11	0-0	0-0	0	0	0-0
Myles	7	4	11	0-0	0-0	1	0	0-0
Hardy	5	5	10	0-0	1-13	2	0	0-0
J. Smith	7	1	8	0-0	0-0	0	0	0-0
Moore	6	1	7	1-7	0-0	0	0	0-0
Patterson	6	1	7	1-8	0-0	0	2	0-0
Thompson	6	1	7	0-0	0-0	0	0	0-0
Weatherby	6	1	7	0-0	0-0	3	0	0-0
Foley	5	2	7	0-0	0-0	0	0	0-0
Manuel	5	2	7	0-0	0-0	0	0	1-0
Williams	4	3	7	0-0	0-0	0	0	0-0
Ri. Johnson	4	4	6	0-0	0-0	0	0	1-0
Gibson	2	1	5	0-0	0-0	0	0	0-0
Kaesviharn	4	1	5	0-0	1-14	2	0	0-0
Burris	3	2	5	0-0	0-0	1	0	0-0
Clemson	3	2	5	2-10	0-0	1	1	0-0
Beckett	4	0	4	0-0	0-0	0	0	0-0
Blair	3	1	4	1-7	0-0	0	0	0-0
Levels	3	1	4	0-0	0-0	0	0	0-0
Spearman	3	1	4	0-0	0-0	1	0	0-0
Steele	3	1	4	0-0	0-0	0	0	0-0
Powell	1	3	4	0-0	0-0	0	0	0-0
Armour	2	1	3	0-0	0-0	0	0	0-0
James	2	1	3	0-0	0-0	0	0	0-0
Tucker	1	2	3	0-0	0-0	0	0	0-0
Hawkins	2	0	2	0-0	0-0	1	0	0-0
Wilson	2	0	2	1-5	0-0	0	0	0-0
Thornlon	1	1	2	0-0	0-0	0	0	0-0
Monds	1	0	1	0-0	0-0	0	0	0-0
Scott	1	0	1	0-0	0-0	0	0	0-0
R. Smith	0	1	1	0-0	0-0	0	0	0-0

SPECIAL TEAMS

(Based on press box statistics)

Player	ST	AT	TT	FF	Yds	BP	BFG	BXP
Ri. Johnson	4	0	4	0	0-0	0	0	0
Myles	3	0	3	0	0-0	0	0	0
Kaesviharn	1	2	0	0	0-0	0	0	0
Abdullah	1	0	1	0	0-0	0	0	0
Burris	1	0	1	0	0-0	0	0	0
Edmonds	1	0	1	0	0-0	0	0	0
Hamilton	1	0	1	0	0-0	0	0	0
Harris	1	0	1	0	0-0	0	0	0
Houshmandzadeh	1	0	1	0	0-0	0	0	0
J. Johnson	1	0	1	0	0-0	0	0	0
Rackers	1	0	1	0	0-0	0	0	0
Roberts	1	0	1	0	0-0	0	0	0
Spearman	1	0	1	0	0-0	0	0	0
Ziesel	1	0	1	0	0-0	0	0	0



TEAM HISTORY

BENGALS ALL-TIME RESULTS

(Regular Season and Postseason)

All-Time Regular-Season Record: 234-313-1; All-Time Postseason Record: 5-7

All games on Sunday afternoon unless noted otherwise.

1968

Record: 3-11-0 (5th in AFL West); 2-5 at home, 1-6 on road

Head Coach: Paul Brown

Date	Opponent	W-L	Score	Att.	Stadium/Notes
September 6	at San Diego	L	13-29	33,687	San Diego/Friday night
September 15	Denver	W	24-10	25,049	Nippert
September 22	Buffalo	W	34-23	24,045	Nippert
September 29	San Diego	L	10-31	28,642	Nippert
October 6	at Denver	L	7-10	41,257	Bears
October 13	at Kansas City	L	3-13	47,096	Municipal
October 20	Miami	L	22-24	25,942	Nippert
October 27	at Oakland	L	10-31	37,083	Oakland Coliseum
November 3	Houston	L	17-27	24,012	Nippert
November 10	Kansas City	L	9-16	25,537	Nippert
November 17	at Miami	W	38-21	31,747	Orange Bowl
November 24	Oakland	L	0-34	27,116	Nippert
December 1	at Boston	L	14-33	17,796	Fenway Park
December 8	at New York Jets	L	14-27	61,111	Shea
(Bye December 15)					
		215-329	Total regular-season home att.: 180,343		

1969

Record: 4-9-1 (5th in AFL West); 4-3 at home; 0-6-1 on road

Head Coach: Paul Brown

Date	Opponent	W-L	Score	Att.	Stadium/Notes
September 14	Miami	W	27-21	25,335	Nippert
September 21	San Diego	W	34-20	26,243	Nippert
September 28	Kansas City	W	24-19	27,812	Nippert
October 4	at San Diego	L	14-21	52,748	San Diego/Saturday night
October 12	New York Jets	L	7-21	27,927	Nippert
October 19	Denver	L	23-30	27,920	Nippert
October 26	at Kansas City	L	22-42	50,934	Municipal
November 2	Oakland	W	31-17	27,927	Nippert
November 9	at Houston	T	31-31	45,298	Astrodome
November 16	Boston	L	14-25	25,913	Nippert
November 23	at New York Jets	L	7-40	62,128	Shea
November 30	at Buffalo	L	13-16	35,122	War Memorial
December 7	at Oakland	L	17-37	54,427	Oakland Coliseum
December 14	at Denver	L	16-27	42,198	Mile High
		280-367	Total regular-season home att.: 189,077		

1970

Record: 8-6-0 (1st in AFC Central); 5-2 at home; 3-4 on road

Head Coach: Paul Brown

Date	Opponent	W-L	Score	Att.	Stadium/Notes
September 20	Oakland	W	31-21	56,616	Riverfront
September 27	at Detroit	L	3-38	58,202	Tiger
October 4	Houston	L	13-20	55,094	Riverfront
October 11	at Cleveland	L	27-30	83,520	Cleveland
October 18	Kansas City	L	19-27	57,265	Riverfront
October 25	at Washington	L	0-20	50,415	RFK
November 2	at Pittsburgh	L	10-21	38,968	Three Rivers/Monday night
November 8	at Buffalo	W	43-14	43,587	War Memorial
November 15	Cleveland	W	14-10	60,007	Riverfront
November 22	Pittsburgh	W	34-7	59,276	Riverfront
November 29	New Orleans	W	26-6	59,342	Riverfront
December 6	at San Diego	W	17-14	41,461	San Diego
December 13	at Houston	W	30-20	34,435	Astrodome
December 20	Boston	W	45-7	60,157	Riverfront
		312-255	Total regular-season home att.: 407,757		

AFC DIVISIONAL PLAYOFFS

December 26	at Baltimore	L	0-17	51,127	Memorial/Saturday afternoon
-------------	--------------	---	------	--------	-----------------------------

A RARE RUNNER

The only Bengals quarterback ever to rush for 100 yards in a game was **Virgil Carter**, who gained 110 on nine carries against Cleveland on Nov. 15, 1970.

The game was the first Bengals-Browns match in Riverfront Stadium (later renamed Cinergy Field), and marked Cincinnati's first victory (14-10) over its Ohio rival.

1971

Record: 4-10-0 (4th in AFC Central); 3-4 at home; 1-6 on road

Head Coach: Paul Brown

Date	Opponent	W-L	Score	Att.	Stadium/Notes
September 19	Philadelphia	W	37-14	55,880	Riverfront
September 26	at Pittsburgh	L	10-21	48,448	Three Rivers
October 3	at Green Bay	L	17-20	56,263	Lambeau Field
October 10	Miami	L	13-23	60,099	Riverfront
October 17	Cleveland	L	24-27	60,284	Riverfront
October 24	at Oakland	L	27-31	54,699	Oakland Coliseum
October 31	at Houston	L	6-10	37,947	Astrodome
November 7	Atlanta	L	6-9	59,604	Riverfront
November 14	at Denver	W	24-10	51,200	Mile High
November 21	Houston	W	28-13	59,390	Riverfront
November 28	San Diego	W	31-0	59,580	Riverfront
December 5	at Cleveland	L	27-31	82,705	Cleveland
December 12	Pittsburgh	L	13-21	60,022	Riverfront
December 19	at New York Jets	L	21-35	63,151	Shea
			284-265	Total regular-season home att.: 414,859	

1972

Record: 8-6-0 (3rd in AFC Central); 4-3 at home; 4-3 on road

Head Coach: Paul Brown

Date	Opponent	W-L	Score	Att.	Stadium/Notes
September 17	at New England	W	31-7	60,999	Schaefer
September 24	Pittsburgh	W	15-10	54,292	Riverfront
October 1	at Cleveland	L	6-27	81,564	Cleveland
October 8	Denver	W	21-10	55,812	Riverfront
October 15	at Kansas City	W	23-16	79,068	Arrowhead
October 22	at Los Angeles Rams	L	12-15	73,385	Los Angeles Coliseum
October 29	Houston	W	30-7	59,409	Riverfront
November 5	at Pittsburgh	L	17-40	50,350	Three Rivers
November 12	Oakland	L	14-20	59,485	Riverfront
November 19	Baltimore	L	19-20	49,512	Riverfront
November 26	at Chicago	W	13-3	55,701	Soldier Field
December 3	New York Giants	W	13-10	59,523	Riverfront
December 9	Cleveland	L	24-27	59,524	Riverfront/Saturday afternoon
December 17	at Houston	W	61-17	32,482	Astrodome
			299-229	Total regular-season home att.: 397,557	

1973

Record: 10-4-0 (1st in AFC Central); 7-0 at home; 3-4 on road

Head Coach: Paul Brown

Date	Opponent	W-L	Score	Att.	Stadium/Notes
September 16	at Denver	L	10-28	49,059	Mile High
September 23	Houston	W	24-10	51,823	Riverfront
September 30	at San Diego	W	20-13	46,733	San Diego
October 7	at Cleveland	L	10-17	70,805	Cleveland
October 14	Pittsburgh	W	19-7	55,819	Riverfront
October 21	Kansas City	W	14-6	56,397	Riverfront
October 28	at Pittsburgh	L	13-20	45,761	Three Rivers
November 4	at Dallas	L	10-38	54,944	Texas
November 11	at Buffalo	W	16-13	76,927	Rich
November 18	New York Jets	W	20-14	55,745	Riverfront
November 25	St. Louis	W	42-24	50,918	Riverfront
December 2	Minnesota	W	27-0	57,859	Riverfront
December 9	Cleveland	W	34-17	58,266	Riverfront
December 16	at Houston	W	27-24	21,955	Astrodome
			286-231	Total regular-season home att.: 386,827	

AFC DIVISIONAL PLAYOFFS

December 23	at Miami	L	16-34	74,651	Orange Bowl
-------------	----------	---	-------	--------	-------------

1974

Record: 7-7-0 (3rd in AFC Central); 4-3 at home; 3-4 on road

Head Coach: Paul Brown

Date	Opponent	W-L	Score	Att.	Stadium/Notes
September 15	Cleveland	W	33-7	53,113	Riverfront
September 22	San Diego	L	17-20	51,178	Riverfront
September 29	at San Francisco	W	21-3	49,895	Candlestick Park
October 6	Washington	W	28-17	56,175	Riverfront
October 13	at Cleveland	W	34-24	70,897	Cleveland
October 20	at Oakland	L	27-30	51,821	Oakland Coliseum
October 27	Houston	L	21-34	55,434	Riverfront
November 3	at Baltimore	W	24-14	36,110	Memorial
November 10	Pittsburgh	W	17-10	57,532	Riverfront
November 17	at Houston	L	3-20	44,054	Astrodome
November 24	Kansas City	W	33-6	49,777	Riverfront
December 2	at Miami	L	3-24	71,962	Orange Bowl/Monday night
December 8	Detroit	L	19-23	45,159	Riverfront
December 14	at Pittsburgh	L	3-27	42,878	Three Rivers/Saturday afternoon
			283-259	Total regular-season home att.: 368,368	

1975

Record: 11-3-0 (2nd in AFC Central/Wild Card qualifier); 6-1 at home; 5-2 on road

Head Coach: Paul Brown

Date	Opponent	W-L	Score	Att.	Stadium/Notes
September 21	Cleveland	W	24-17	52,874	Riverfront
September 28	at New Orleans	W	21-0	52,531	Louisiana Superdome
October 5	at Houston	W	21-19	45,321	Astrodome
October 12	New England	W	27-10	51,220	Riverfront
October 19	Oakland	W	14-10	48,122	Riverfront
October 26	at Atlanta	W	21-14	45,811	Atlanta-Fulton County
November 2	Pittsburgh	L	24-30	58,418	Riverfront
November 9	at Denver	W	17-16	49,919	Mile High
November 17	Buffalo	W	33-24	56,666	Riverfront/Monday night
November 23	at Cleveland	L	23-35	56,427	Cleveland
November 30	Houston	W	23-19	46,128	Riverfront
December 7	at Philadelphia	W	31-0	56,984	Veterans
December 13	at Pittsburgh	L	14-35	48,889	Three Rivers/Saturday afternoon
December 21	San Diego	W	47-17	46,474	Riverfront
			340-246	Total regular-season home att.: 359,902	

AFC DIVISIONAL PLAYOFFS

December 28	at Oakland	L	28-31	53,030	Oakland Coliseum
-------------	------------	---	-------	--------	------------------

1976

Record: 10-4-0 (2nd in AFC Central); 6-1 at home; 4-3 on road

Head Coach: Bill Johnson

Date	Opponent	W-L	Score	Att.	Stadium/Notes
September 12	Denver	W	17-7	53,464	Riverfront
September 19	at Baltimore	L	27-28	50,374	Memorial
September 26	Green Bay	W	28-7	44,103	Riverfront
October 3	at Cleveland	W	45-24	75,817	Cleveland
October 10	Tampa Bay	W	21-0	49,700	Riverfront
October 17	at Pittsburgh	L	6-23	48,311	Three Rivers
October 24	at Houston	W	27-7	45,499	Astrodome
October 31	Cleveland	W	21-6	54,776	Riverfront
November 8	Los Angeles Rams	W	20-12	52,480	Riverfront/Monday night
November 14	Houston	W	31-27	53,243	Riverfront
November 21	at Kansas City	W	27-24	46,259	Arrowhead
November 28	Pittsburgh	L	3-7	55,142	Riverfront
December 6	at Oakland	L	20-35	52,430	Oakland Coliseum/Monday night
December 12	at New York Jets	W	42-3	31,067	Shea
			335-210	Total regular-season home att.: 362,908	

1977

Record: 8-6-0 (2nd in AFC Central); 5-2 at home; 3-4 on road

Head Coach: Bill Johnson

Date	Opponent	W-L	Score	Att.	Stadium/Notes
September 18	Cleveland	L	3-13	52,847	Riverfront
September 25	Seattle	W	42-20	45,579	Riverfront
October 2	at San Diego	L	3-24	40,352	San Diego
October 9	at Green Bay	W	17-7	53,653	Milwaukee County
October 17	at Pittsburgh	L	14-20	47,950	Three Rivers/Monday night
October 23	Denver	L	13-24	54,395	Riverfront
October 30	Houston	W	13-10*	53,194	Riverfront/*OT
November 6	at Cleveland	W	10-7	81,932	Cleveland
November 13	at Minnesota	L	10-42	45,371	Metropolitan
November 20	Miami	W	23-17	46,733	Riverfront
November 27	New York Giants	W	30-13	32,705	Riverfront
December 4	at Kansas City	W	27-7	38,488	Arrowhead
December 10	Pittsburgh	W	17-10	36,133	Riverfront/Saturday afternoon
December 18	at Houston	L	16-21	46,212	Astrodome
			238-235	Total regular-season home att.: 321,586	

1978

Record: 4-12-0 (4th in AFC Central); 3-5 at home; 1-7 on road

Head Coaches: Bill Johnson (0-5), Homer Rice (4-7)

Date	Opponent	W-L	Score	Att.	Stadium/Notes
September 3	Kansas City	L	23-24	41,810	Riverfront
September 10	at Cleveland	L	10-13*	72,691	Cleveland/*OT
September 17	Pittsburgh	L	3-28	50,260	Riverfront
September 24	New Orleans	L	18-20	40,455	Riverfront
October 1	at San Francisco	L	12-28	41,107	Candlestick Park
October 9	at Miami	L	0-21	54,729	Orange Bowl/Monday night
October 15	New England	L	3-10	48,699	Riverfront
October 22	at Buffalo	L	0-5	47,754	Rich
October 29	Houston	W	28-13	50,532	Riverfront
November 5	at San Diego	L	13-22	43,639	San Diego
November 13	Oakland	L	21-34	51,374	Riverfront/Monday night
November 19	at Pittsburgh	L	6-7	47,578	Three Rivers
November 26	at Houston	L	10-17	43,245	Astrodome
December 3	Atlanta	W	37-7	25,336	Riverfront
December 11	at Los Angeles Rams	W	20-19	47,471	L.A. Coliseum/Monday night
December 17	Cleveland	W	48-16	46,985	Riverfront
			252-284	Total regular-season home att.: 355,451	

1979

Record: 4-12-0 (4th in AFC Central); 4-4 at home; 0-8 on road

Head Coach: Homer Rice

Date	Opponent	W-L	Score	Att.	Stadium/Notes
September 2	at Denver	L	0-10	74,788	Mile High
September 9	at Buffalo	L	24-51	43,504	Rich
September 16	New England	L	14-20	41,805	Riverfront
September 23	Houston	L	27-30*	45,615	Riverfront/*OT
September 30	at Dallas	L	13-38	63,179	Texas
October 7	Kansas City	L	7-10	40,041	Riverfront
October 14	Pittsburgh	W	34-10	52,381	Riverfront
October 21	at Cleveland	L	27-28	75,119	Cleveland
October 28	Philadelphia	W	37-13	42,036	Riverfront
November 4	at Baltimore	L	28-38	37,740	Memorial
November 11	San Diego	L	24-26	40,782	Riverfront
November 18	at Houston	L	21-42	49,829	Astrodome
November 25	St. Louis	W	34-28	25,103	Riverfront
December 2	at Pittsburgh	L	17-37	46,521	Three Rivers
December 9	at Washington	L	14-28	52,882	RFK
December 16	Cleveland	W	16-12	42,183	Riverfront
			337-421	Total regular-season home att.: 329,946	

1980

Record: 6-10-0 (4th in AFC Central); 3-5 at home; 3-5 on road

Head Coach: Forrest Gregg

Date	Opponent	W-L	Score	Att.	Stadium/Notes
September 7	Tampa Bay	L	12-17	43,211	Riverfront
September 14	at Miami	L	16-17	38,322	Orange Bowl
September 21	Pittsburgh	W	30-28	52,490	Riverfront
September 28	Houston	L	10-13	50,413	Riverfront
October 5	at Green Bay	L	9-14	55,006	Lambeau Field
October 12	at Pittsburgh	W	17-16	53,668	Three Rivers
October 19	Minnesota	W	14-0	44,487	Riverfront
October 26	at Houston	L	3-23	49,189	Astrodome
November 2	San Diego	L	14-31	46,406	Riverfront
November 9	at Oakland	L	17-28	44,132	Oakland Coliseum
November 16	Buffalo	L	0-14	40,836	Riverfront
November 23	at Cleveland	L	7-31	79,253	Cleveland
November 30	at Kansas City	W	20-6	41,594	Arrowhead
December 7	Baltimore	W	34-33	35,651	Riverfront
December 14	at Chicago	W	17-14*	48,808	Soldier Field/*OT
December 21	Cleveland	L	24-27	50,058	Riverfront
			244-312	Total regular-season home att.: 363,552	

1981

Record: 12-4-0 (1st in AFC Central); 6-2 at home; 6-2 on road

Head Coach: Forrest Gregg

Date	Opponent	W-L	Score	Att.	Stadium/Notes
September 6	Seattle	W	27-21	41,177	Riverfront
September 13	at New York Jets	W	31-30	49,454	Shea
September 20	Cleveland	L	17-20	52,170	Riverfront
September 27	Buffalo	W	27-24*	46,418	Riverfront/*OT
October 4	at Houston	L	10-17	44,350	Astrodome
October 11	at Baltimore	W	41-19	33,060	Memorial
October 18	Pittsburgh	W	34-7	57,090	Riverfront
October 25	at New Orleans	L	7-17	46,336	Louisiana Superdome
November 1	Houston	W	34-21	54,736	Riverfront
November 8	at San Diego	W	40-17	51,259	San Diego Jack Murphy
November 15	Los Angeles Rams	W	24-10	56,836	Riverfront
November 22	Denver	W	38-21	57,207	Riverfront
November 29	at Cleveland	W	41-21	75,186	Cleveland
December 6	San Francisco	L	3-21	56,796	Riverfront
December 13	at Pittsburgh	W	17-10	50,623	Three Rivers
December 20	at Atlanta	W	30-28	35,972	Atlanta-Fulton County
			421-304	Total regular-season home att.: 422,430	

AFC DIVISIONAL PLAYOFFS

January 3	Buffalo	W	28-21	55,420	Riverfront
-----------	---------	---	-------	--------	------------

AFC CHAMPIONSHIP

January 10	San Diego	W	27-7	46,302	Riverfront/-59° wind chill
------------	-----------	---	------	--------	----------------------------

SUPER BOWL XVI IN PONTIAC, MICHIGAN

January 24	San Francisco	L	21-26	81,270	Pontiac Silverdome
------------	---------------	---	-------	--------	--------------------

TOPS ON THE ROAD

The Bengals' best-ever road record came in their AFC Championship season of 1981, when they went 6-2. Cincinnati won its last four away from home after splitting the first four.

1982

Record: 7-2-0 (3rd in AFC); 4-0 at home; 3-2 on road**Head Coach:** Forrest Gregg

Date	Opponent	W-L	Score	Att.	Stadium/Notes
September 12	Houston	W	27-6	52,268	Riverfront
September 19	at Pittsburgh	L	20-26*	53,973	Three Rivers/*OT
— PLAYERS STRIKE BEGINS, SEPTEMBER 20 —					
September 27	at Cleveland#				#Game canceled/Monday night
October 3	Miami#				#Game canceled
October 10	at New England#				#Game canceled
October 17	at New York Giants#				#Game canceled
October 24	Dallas#				#Game canceled
October 31	Pittsburgh#				#Game canceled
November 7	Washington#				#Game canceled
November 14	at Houston#				#Game canceled
— PLAYERS STRIKE ENDS AT 57 DAYS, NOVEMBER 17 —					
November 21	at Philadelphia	W	18-14	65,172	Veterans
November 28	Los Angeles Raiders	W	31-17	53,330	Riverfront
December 5	at Baltimore	W	20-17	23,598	Memorial
December 12	Cleveland	W	23-10	54,305	Riverfront
December 20	at San Diego	L	34-50	51,296	San Diego Jack Murphy/Monday night
December 26	Seattle	W	24-10	55,330	Riverfront
January 2	at Houston	W	35-27	26,522	Astrodome/rescheduled from Nov. 14
232-177				Total regular-season home att.: 215,233	

FIRST-ROUND SUPER BOWL TOURNAMENT

January 9	New York Jets	L	17-44	57,560	Riverfront
-----------	---------------	---	-------	--------	------------

1983

Record: 7-9-0 (3rd in AFC Central); 4-4 at home; 3-5 on road**Head Coach:** Forrest Gregg

Date	Opponent	W-L	Score	Att.	Stadium/Notes
September 4	Los Angeles Raiders	L	10-20	50,956	Riverfront
September 11	Buffalo	L	6-10	46,839	Riverfront
September 15	at Cleveland	L	7-17	79,700	Cleveland/Thursday night
September 25	at Tampa Bay	W	23-17	56,023	Tampa
October 2	Baltimore	L	31-34	48,104	Riverfront
October 10	Pittsburgh	L	14-24	56,086	Riverfront/Monday night
October 16	at Denver	L	17-24	74,305	Mile High
October 23	Cleveland	W	28-21	50,047	Riverfront
October 30	Green Bay	W	34-14	53,349	Riverfront
November 6	at Houston	W	55-14	39,706	Astrodome
November 13	at Kansas City	L	15-20	44,711	Arrowhead
November 20	Houston	W	38-10	46,375	Riverfront
November 28	at Miami	L	14-38	74,506	Orange Bowl/Monday night
December 4	at Pittsburgh	W	23-10	55,832	Three Rivers
December 11	Detroit	W	17-9	45,728	Riverfront
December 17	at Minnesota	L	14-20	51,565	Metrodome/Saturday afternoon
346-302				Total regular-season home att.: 397,484	

1984

Record: 8-8-0 (2nd in AFC Central); 5-3 at home; 3-5 on road**Head Coach:** Sam Wyche

Date	Opponent	W-L	Score	Att.	Stadium/Notes
September 2	at Denver	L	17-20	74,178	Mile High
September 9	Kansas City	L	22-27	47,111	Riverfront
September 16	at New York Jets	L	23-43	64,193	Giants
September 23	Los Angeles Rams	L	14-24	45,406	Riverfront
October 1	at Pittsburgh	L	17-38	57,098	Three Rivers/Monday night
October 7	Houston	W	13-3	43,637	Riverfront
October 14	at New England	L	14-20	48,154	Sullivan
October 21	Cleveland	W	12-9	50,667	Riverfront
October 28	at Houston	W	31-13	34,010	Astrodome
November 4	at San Francisco	L	17-23	58,324	Candlestick Park
November 11	Pittsburgh	W	22-20	52,497	Riverfront
November 18	Seattle	L	6-26	50,280	Riverfront
November 25	Atlanta	W	35-14	44,678	Riverfront
December 2	at Cleveland	W	20-17*	51,774	Cleveland/*OT
December 9	at New Orleans	W	24-21	40,855	Louisiana Superdome
December 16	Buffalo	W	52-21	55,771	Riverfront
339-339				Total regular-season home att.: 390,047	

LONG DISTANCE LEADERS

Chris Bahr and **Doug Pelfrey** are the only Bengals kickers to convert two field goals of 50 or more yards in the same game.

Bahr booted field goals of 55 and 52 yards vs. Houston on September 23, 1979. Pelfrey connected from 53 and 50 yards at Houston on October 24, 1993.

1985

Record: 7-9-0 (2nd in AFC Central); 5-3 at home; 2-6 on road

Head Coach: Sam Wyche

Date	Opponent	W-L	Score	Att.	Stadium/Notes
September 8	Seattle	L	24-28	51,625	Riverfront
September 15	at St. Louis	L	27-41	46,321	Busch
September 22	San Diego	L	41-44	52,270	Riverfront
September 30	at Pittsburgh	W	37-24	59,541	Three Rivers/Monday night
October 6	New York Jets	L	20-29	51,785	Riverfront
October 13	New York Giants	W	35-30	53,112	Riverfront
October 20	at Houston	L	27-44	35,590	Astrodome
October 27	Pittsburgh	W	26-21	55,421	Riverfront
November 3	at Buffalo	W	23-17	25,640	Rich
November 10	Cleveland	W	27-10	57,293	Riverfront
November 17	at Los Angeles Raiders	L	6-13	52,501	Los Angeles Coliseum
November 24	at Cleveland	L	6-24	74,439	Cleveland
December 1	Houston	W	45-27	46,140	Riverfront
December 8	Dallas	W	50-24	56,936	Riverfront
December 15	at Washington	L	24-27	50,544	RFK
December 22	at New England	L	23-34	57,953	Sullivan
			441-437	Total regular-season home att.: 424,582	

1986

Record: 10-6-0 (2nd in AFC Central); 6-2 at home; 4-4 on road

Head Coach: Sam Wyche

Date	Opponent	W-L	Score	Att.	Stadium/Notes
September 7	at Kansas City	L	14-24	43,430	Arrowhead
September 14	Buffalo	W	36-33*	52,714	Riverfront/*OT
September 18	at Cleveland	W	30-13	78,779	Cleveland/Thursday night
September 28	Chicago	L	7-44	55,146	Riverfront
October 5	at Green Bay	W	34-28	51,230	Milwaukee County
October 13	Pittsburgh	W	24-22	54,283	Riverfront/Monday night
October 19	Houston	W	31-28	53,844	Riverfront
October 26	at Pittsburgh	L	9-30	50,815	Three Rivers
November 2	at Detroit	W	24-17	52,423	Pontiac Silverdome
November 9	at Houston	L	28-32	32,130	Astrodome
November 16	Seattle	W	34-7	54,410	Riverfront
November 23	Minnesota	W	24-20	53,003	Riverfront
November 30	at Denver	L	28-34	58,705	Mile High
December 7	at New England	W	31-7	60,633	Sullivan
December 14	Cleveland	L	3-34	58,062	Riverfront
December 21	New York Jets	W	52-21	51,619	Riverfront
			409-394	Total regular-season home att.: 433,081	

1987

Record: 4-11-0 (4th in AFC Central); 1-7 at home; 3-4 on road

Head Coach: Sam Wyche

Date	Opponent	W-L	Score	Att.	Stadium/Notes
September 13	at Indianapolis	W	23-21	59,387	Hoosier Dome
September 20	San Francisco	L	26-27	53,498	Riverfront
— PLAYERS STRIKE BEGINS, SEPTEMBER 22 —					
September 27	at Los Angeles Rams#				#Game canceled/players strike
October 4	San Diego**	L	9-10	18,074	Riverfront/**Strike replacement game
October 11	at Seattle**	W	17-10	31,739	Kingdome/**Strike replacement game
— PLAYERS STRIKE ENDS AT 24 DAYS, OCTOBER 15 —					
October 18	Cleveland**	L	0-34	40,179	Riverfront/**Strike replacement game
October 25	at Pittsburgh	L	20-23	53,692	Three Rivers
November 1	Houston	L	29-31	52,700	Riverfront
November 8	Miami	L	14-20	53,840	Riverfront
November 15	at Atlanta	W	16-10	25,758	Atlanta-Fulton County
November 22	Pittsburgh	L	16-30	59,910	Riverfront
November 29	at New York Jets	L	20-27	41,135	Giants
December 6	Kansas City	W	30-27	46,489	Riverfront/*OT
December 13	at Cleveland	L	24-38	77,331	Cleveland
December 20	New Orleans	L	24-41	43,424	Riverfront
December 27	at Houston	L	17-21	49,775	Astrodome
			285-370	Total regular-season home att.: 376,249	

NO TDs; NO PROBLEM

Three times in their history, the Bengals have won without scoring a touchdown:

- On Sept. 24, 1972, **K Horst Muhlmann's** five field goals (41, 32, 20, 32, 34) fueled a 15-10 victory over Pittsburgh at Riverfront Stadium (later renamed Cinergy Field).
- On Oct. 21, 1984, **K Jim Breech** kicked four field goals (24, 23, 25, 33) for all the Bengals' points in a 12-9 victory over Cleveland at Riverfront.
- On Nov. 6, 1994, the Bengals won on the road without a TD for the only time in team history. Cincinnati used **K Doug Pelfrey's** club-record six field goals (36, 44, 36, 47, 28, 26) plus a safety by LB-DE **Alfred Williams** to post a 20-17 overtime victory at Seattle.

1988

Record: 12-4-0 (1st in AFC Central); 8-0 at home; 4-4 on road

Head Coach: Sam Wyche

Date	Opponent	W-L	Score	Att.	Stadium/Notes
September 4	Phoenix	W	21-14	50,404	Riverfront
September 11	at Philadelphia	W	28-24	66,459	Veterans
September 18	at Pittsburgh	W	17-12	56,647	Three Rivers
September 25	Cleveland	W	24-17	54,943	Riverfront
October 2	at Los Angeles Raiders	W	45-21	42,594	Los Angeles Coliseum
October 9	New York Jets	W	36-19	57,482	Riverfront
October 16	at New England	L	21-27	59,969	Foxboro
October 23	Houston	W	44-21	54,659	Riverfront
October 30	at Cleveland	L	16-23	79,147	Cleveland
November 6	Pittsburgh	W	42-7	56,403	Riverfront
November 13	at Kansas City	L	28-31	34,614	Arrowhead
November 20	at Dallas	W	38-24	37,865	Texas
November 27	Buffalo	W	35-21	58,672	Riverfront
December 4	San Diego	W	27-10	56,866	Riverfront
December 11	at Houston	L	6-41	50,269	Astrodome
December 17	Washington	W	20-17*	52,157	Riverfront/Saturday afternoon/OT
448-329				Total regular-season home att.: 441,586	

AFC DIVISIONAL PLAYOFFS

December 31	Seattle	W	21-13	58,560	Riverfront/Saturday afternoon
-------------	---------	---	-------	--------	-------------------------------

AFC CHAMPIONSHIP

January 8	Buffalo	W	21-10	59,747	Riverfront
-----------	---------	---	-------	--------	------------

SUPER BOWL XXIII IN MIAMI, FLORIDA

January 22	San Francisco	L	16-20	75,129	Joe Robbie
------------	---------------	---	-------	--------	------------

1989

Record: 8-8-0 (4th in AFC Central); 5-3 at home; 3-5 on road

Head Coach: Sam Wyche

Date	Opponent	W-L	Score	Att.	Stadium/Notes
September 10	at Chicago	L	14-17	64,730	Soldier Field
September 17	Pittsburgh	W	41-10	53,885	Riverfront
September 25	Cleveland	W	21-14	55,996	Riverfront/Monday night
October 1	at Kansas City	W	21-17	61,165	Arrowhead
October 8	at Pittsburgh	W	26-16	52,785	Three Rivers
October 15	Miami	L	13-20	58,184	Riverfront
October 22	Indianapolis	L	12-23	57,642	Riverfront
October 29	Tampa Bay	W	56-23	57,225	Riverfront
November 5	at Los Angeles Raiders	L	7-28	51,080	Los Angeles Coliseum
November 13	at Houston	L	24-26	60,694	Astrodome/Monday night
November 19	Detroit	W	42-7	55,720	Riverfront
November 26	at Buffalo	L	7-24	80,074	Rich
December 3	at Cleveland	W	21-0	76,236	Cleveland
December 10	Seattle	W	17-24	54,744	Riverfront
December 17	Houston	W	61-7	47,510	Riverfront
December 25	at Minnesota	L	21-29	58,829	Metrodome/Monday night
404-285				Total regular-season home att.: 440,906	

1990

Record: 9-7-0 (1st in AFC Central); 5-3 at home; 4-4 on road

Head Coach: Sam Wyche

Date	Opponent	W-L	Score	Att.	Stadium/Notes
September 9	New York Jets	W	25-20	56,467	Riverfront
September 16	at San Diego	W	21-16	48,098	San Diego Jack Murphy
September 23	New England	W	41-7	56,470	Riverfront
October 1	at Seattle	L	16-31	60,135	Kingdome/Monday night
October 7	at Los Angeles Rams	W	34-31*	62,619	Anaheim/OT
October 14	at Houston	L	17-48	53,501	Astrodome
October 22	at Cleveland	W	34-13	78,567	Cleveland/Monday night
October 28	at Atlanta	L	17-38	53,214	Atlanta-Fulton County/Sunday night
November 4	New Orleans	L	7-21	60,067	Riverfront
November 18	Pittsburgh	W	27-3	60,064	Riverfront/Sunday night
November 25	Indianapolis	L	20-34	60,051	Riverfront
December 2	at Pittsburgh	W	16-12	58,200	Three Rivers
December 9	San Francisco	L	17-20*	60,084	Riverfront/OT
December 16	at Los Angeles Raiders	L	7-24	54,132	Los Angeles Coliseum
December 23	Houston	W	40-20	60,044	Riverfront
December 30	Cleveland	W	21-14	60,041	Riverfront
(Bye November 11) 360-352				Total regular-season home att.: 473,288	

AFC WILD CARD PLAYOFFS

January 6	Houston	W	41-14	60,012	Riverfront
-----------	---------	---	-------	--------	------------

AFC DIVISIONAL PLAYOFFS

January 13	at Los Angeles Raiders	L	10-20	92,045	Los Angeles Coliseum
------------	------------------------	---	-------	--------	----------------------

1991

Record: 3-13-0 (4th in AFC Central); 3-5 at home; 0-8 on road

Head Coach: Sam Wyche

Date	Opponent	W-L	Score	Att.	Stadium/Notes
September 1	at Denver	L	14-45	72,855	Mile High
September 8	Houston	L	7-30	56,463	Riverfront/Sunday night
September 15	at Cleveland	L	13-14	78,269	Cleveland
September 22	Washington	L	27-34	52,038	Riverfront
October 6	Seattle	L	7-13	60,010	Riverfront
October 13	at Dallas	L	23-35	63,275	Texas
October 21	at Buffalo	L	16-35	80,131	Rich/Monday night
October 27	at Houston	L	3-35	68,634	Astrodome
November 3	Cleveland	W	23-21	55,077	Riverfront
November 10	Pittsburgh	L	27-33*	55,503	Riverfront/*OT
November 17	at Philadelphia	L	10-17	63,189	Veterans
November 24	Los Angeles Raiders	L	14-38	52,044	Riverfront
December 1	New York Giants	W	27-24	45,063	Riverfront
December 9	at Miami	L	13-37	60,616	Joe Robbie/Monday night
December 15	at Pittsburgh	L	10-17	35,420	Three Rivers
December 22	New England	W	29-7	46,394	Riverfront
(Bye September 29)			263-435	Total regular-season home att.: 422,592	

1992

Record: 5-11-0 (4th in AFC Central); 3-5 at home; 2-6 on road

Head Coach: Dave Shula

Date	Opponent	W-L	Score	Att.	Stadium/Notes
September 6	at Seattle	W	21-3	57,350	Kingdome
September 13	Los Angeles Raiders	W	24-21*	54,240	Riverfront/*OT
September 20	at Green Bay	L	23-24	57,272	Lambeau Field
September 27	Minnesota	L	7-42	53,847	Riverfront
October 11	Houston	L	24-38	54,254	Riverfront
October 19	at Pittsburgh	L	0-20	55,411	Three Rivers/Monday night
October 25	at Houston	L	10-26	58,701	Astrodome
November 1	Cleveland	W	30-10	54,765	Riverfront
November 8	at Chicago	W	31-28*	56,120	Soldier Field/*OT/Sunday night
November 15	at New York Jets	L	14-17	60,196	Giants
November 22	Detroit	L	13-19	48,574	Riverfront
November 29	Pittsburgh	L	9-21	54,253	Riverfront
December 6	at Cleveland	L	21-37	68,368	Cleveland
December 13	at San Diego	L	10-27	50,579	San Diego Jack Murphy
December 20	New England	W	20-10	45,355	Riverfront
December 27	Indianapolis	L	17-21	47,837	Riverfront
(Bye October 4)			274-364	Total regular-season home att.: 413,125	

1993

Record: 3-13-0 (4th in AFC Central); 3-5 at home; 0-8 on road

Head Coach: Dave Shula

Date	Opponent	W-L	Score	Att.	Stadium/Notes
September 5	at Cleveland	L	14-27	75,508	Cleveland
September 12	Indianapolis	L	6-9	50,299	Riverfront
September 19	at Pittsburgh	L	7-34	53,682	Three Rivers
September 26	Seattle	L	10-19	46,880	Riverfront
October 10	at Kansas City	L	15-17	75,394	Arrowhead
October 17	Cleveland	L	17-28	55,647	Riverfront
October 24	at Houston	L	12-28	50,039	Astrodome
November 7	Pittsburgh	L	16-24	51,202	Riverfront
November 14	Houston	L	3-38	42,347	Riverfront
November 21	at New York Jets	L	12-17	64,264	Giants
November 28	Los Angeles Raiders	W	16-10	43,272	Riverfront
December 5	at San Francisco	L	8-21	60,039	Candlestick Park/Sunday night
December 12	at New England	L	2-7	29,794	Foxboro
December 19	Los Angeles Rams	W	15-3	36,612	Riverfront
December 26	Atlanta	W	21-17	27,014	Riverfront
January 2	at New Orleans	L	13-20	58,036	Louisiana Superdome
(Byes October 3 & October 31)			187-319	Total regular-season home att.: 353,273	

PERFECTION AT HOME

The Bengals have gone undefeated (and untied) at home during the regular season three times in team history:

- 8-0 in the Super Bowl season of 1988
- 7-0 in the 1973 playoff season
- 4-0 in the strike-shortened 1982 campaign

1994

Record: 3-13-0 (3rd in AFC Central); 2-6 at home; 1-7 on road

Head Coach: Dave Shula

Date	Opponent	W-L	Score	Att.	Stadium/Notes
September 4	Cleveland	L	20-28	52,778	Riverfront
September 11	at San Diego	L	10-27	53,217	San Diego Jack Murphy
September 18	New England	L	28-31	46,640	Riverfront
September 25	at Houston	L	13-20	44,253	Astrodome
October 2	Miami	L	7-23	55,056	Riverfront/Sunday night
October 16	at Pittsburgh	L	10-14	55,353	Three Rivers
October 23	at Cleveland	L	13-37	77,588	Cleveland
October 30	Dallas	L	20-23	57,096	Riverfront
November 6	at Seattle	W	20-17*	46,630	Kingdome/*OT
November 13	Houston	W	34-31	54,908	Riverfront
November 20	Indianapolis	L	13-17	55,566	Riverfront
November 27	at Denver	L	13-15	69,714	Mile High
December 4	Pittsburgh	L	15-38	53,401	Riverfront
December 11	at New York Giants	L	20-27	67,530	Giants
December 18	at Arizona	L	7-28	50,110	Sun Devil
December 24	Philadelphia	W	33-30	39,923	Riverfront/Saturday afternoon
(Bye October 9)			276-406	Total regular-season home att.: 415,368	

1995

Record: 7-9-0 (2nd in AFC Central); 3-5 at home; 4-4 on road

Head Coach: Dave Shula

Date	Opponent	W-L	Score	Att.	Stadium/Notes
September 3	at Indianapolis	W	24-21*	42,445	RCA Dome/*OT
September 10	Jacksonville	W	24-17	48,318	Riverfront
September 17	at Seattle	L	21-24	39,492	Kingdome
September 24	Houston	L	28-38	46,332	Riverfront
October 1	Miami	L	23-26	52,671	Riverfront
October 8	at Tampa Bay	L	16-19	41,732	Tampa
October 19	at Pittsburgh	W	27-9	56,684	Three Rivers/Thursday night
October 29	Cleveland	L	26-29*	58,639	Riverfront/*OT
November 5	Oakland	L	17-20	51,265	Riverfront
November 12	at Houston	W	32-25	32,998	Astrodome
November 19	Pittsburgh	L	31-49	54,636	Riverfront
November 26	at Jacksonville	W	17-13	63,249	Jacksonville Municipal
December 3	at Green Bay	L	10-24	60,318	Lambeau Field
December 10	Chicago	W	16-10	38,642	Riverfront
December 17	at Cleveland	L	10-26	55,875	Cleveland
December 24	Minnesota	W	27-24	34,568	Riverfront
(Bye October 15)			349-374	Total regular-season home att.: 385,071	

1996

Record: 8-8-0 (3rd in AFC Central); 6-2 at home; 2-6 on road

Head Coaches: Dave Shula (1-6), Bruce Coslet (7-2)

Date	Opponent	W-L	Score	Att.	Stadium/Notes
September 1	at St. Louis	L	16-26	62,659	Trans World Dome
September 8	at San Diego	L	14-27	55,880	SD Jack Murphy
September 15	New Orleans	W	30-15	45,412	Cinergy Field
September 29	Denver	L	10-14	51,798	Cinergy Field
October 6	Houston	L	27-30*	44,680	Cinergy Field/*OT/Sunday night
October 13	at Pittsburgh	L	10-20	58,875	Three Rivers
October 20	at San Francisco	L	21-28	63,218	3Com Park
October 27	Jacksonville	W	28-21	45,890	Cinergy Field
November 3	at Baltimore	W	24-21	60,743	Memorial
November 10	Pittsburgh	W	34-24	57,265	Cinergy Field
November 17	at Buffalo	L	17-31	75,549	Rich
November 24	Atlanta	W	41-31	44,868	Cinergy Field
December 1	at Jacksonville	L	27-30	57,408	Jacksonville Municipal
December 8	Baltimore	W	21-14	43,022	Cinergy Field
December 15	at Houston	W	21-13	15,131	Astrodome
December 22	Indianapolis	W	31-24	49,389	Cinergy Field
(Bye September 22)			372-369	Total regular-season home att.: 382,324	

43 IN A ROW

The Bengals' longest sellout streak of regular and postseason home games is 43 straight games — at Riverfront Stadium/Cinergy Field. The sellout streak began with the opening game against Phoenix in 1988, the season the Bengals won the American Football Conference championship and met the San Francisco 49ers in Super Bowl XXIII. The final game of the streak was the home finale against Indianapolis in 1992.

1997

Record: 7-9-0 (4th in AFC Central); 6-2 at home; 1-7 on road**Head Coach:** Bruce Coslet

Date	Opponent	W-L	Score	Att.	Stadium/Notes
August 31	Arizona	W	24-21	53,644	Cinergy Field
September 7	at Baltimore	L	10-23	52,968	Memorial
September 21	at Denver	L	20-38	73,871	Mile High
September 28	New York Jets	L	14-31	57,209	Cinergy Field
October 5	at Jacksonville	L	13-21	67,128	ALLTEL
October 12	at Tennessee	L	7-30	17,071	Liberty Bowl (Memphis)
October 19	Pittsburgh	L	10-26	60,020	Cinergy Field
October 26	at New York Giants	L	27-29	72,584	Giants
November 2	San Diego	W	38-31	53,754	Cinergy Field
November 9	at Indianapolis	W	28-13	58,473	RCA Dome
November 16	at Pittsburgh	L	3-20	55,226	Three Rivers
November 23	Jacksonville	W	31-26	55,158	Cinergy Field
November 30	at Philadelphia	L	42-44	66,623	Veterans
December 4	Tennessee	W	41-14	49,086	Cinergy Field/Thursday night
December 14	Dallas	W	31-24	60,043	Cinergy Field
December 21	Baltimore	W	16-14	50,917	Cinergy Field
(Bye September 14)			355-405	Total regular-season home att.: 439,831	

1998

Record: 3-13-0 (5th in AFC Central); 1-7 at home; 2-6 on road**Head Coach:** Bruce Coslet

Date	Opponent	W-L	Score	Att.	Stadium/Notes
September 6	Tennessee	L	14-23	55,848	Cinergy Field
September 13	at Detroit	W	34-28	66,354	Pontiac Silverdome/*OT
September 20	Green Bay	L	6-13	56,346	Cinergy Field
September 27	at Baltimore	L	24-31	68,154	Ravens Stadium at Camden Yards/Sunday night
October 11	Pittsburgh	W	25-20	59,979	Cinergy Field
October 18	at Tennessee	L	14-44	33,288	Vanderbilt
October 25	at Oakland	L	10-27	40,089	Network Associates Coliseum
November 1	Denver	L	26-33	59,974	Cinergy Field
November 8	at Jacksonville	L	11-24	67,040	ALLTEL
November 15	at Minnesota	L	3-24	64,232	Metrodome
November 22	Baltimore	L	13-20	52,571	Cinergy Field
November 29	Jacksonville	L	17-34	55,432	Cinergy Field
December 6	Buffalo	L	20-33	54,359	Cinergy Field
December 13	at Indianapolis	L	26-39	55,179	RCA Dome
December 20	at Pittsburgh	W	25-24	52,017	Three Rivers
December 27	Tampa Bay	L	0-35	49,826	Cinergy Field
(Bye October 4)			268-452	Total regular-season home att.: 444,335	

1999

Record: 4-12-0 (5th in AFC Central); 2-6 at home; 2-6 on road**Head Coach:** Bruce Coslet

Date	Opponent	W-L	Score	Att.	Stadium/Notes
September 12	at Tennessee	L	35-36	65,272	Adelphia Coliseum
September 19	San Diego	L	7-34	47,660	Cinergy Field
September 26	at Carolina	L	3-27	61,269	Ericsson
October 3	St. Louis	L	10-38	45,481	Cinergy Field
October 10	at Cleveland	W	18-17	73,048	Cleveland Browns
October 17	Pittsburgh	L	3-17	59,669	Cinergy Field
October 24	at Indianapolis	L	10-31	55,996	RCA Dome
October 31	Jacksonville	L	10-41	49,138	Cinergy Field
November 7	at Seattle	L	20-37	66,303	Kingdome
November 14	Tennessee	L	14-24	46,017	Cinergy Field
November 21	Baltimore	L	31-34	43,279	Cinergy Field
November 28	at Pittsburgh	W	27-20	50,907	Three Rivers
December 5	San Francisco	W	44-30	53,463	Cinergy Field
December 12	Cleveland	W	44-28	59,972	Cinergy Field
December 26	at Baltimore	L	0-22	68,036	PSINet
January 2	at Jacksonville	L	7-24	70,532	ALLTEL
(Bye December 19)			283-460	Total regular-season home att.: 404,679	

DOUBLE WHAMMY

Twice in Bengals history, two Cincinnati players have broken the 100-yard rushing mark in the same game.

On Oct. 29, 1972, in a 30-7 win vs. Houston, RB **Doug Dressler** gained 110 yards and HB **Essex Johnson** ran for 103 yards.

On Dec. 7, 1986, in a 31-7 victory at New England, HB **James Brooks** rushed for 163 yards and FB **Stanley Wilson** gained 120 yards.

2000

Record: 4-12-0 (5th in AFC Central); 3-5 at home; 1-7 on road

Head Coaches: Bruce Coslet (0-3), Dick LeBeau (4-9)

Date	Opponent	W-L	Score	Att.	Stadium/Notes
September 10	Cleveland	L	7-24	64,006	Paul Brown
September 17	at Jacksonville	L	0-13	45,653	ALLTEL
September 24	at Baltimore	L	0-37	68,481	PSINet
October 1	Miami	L	16-31	61,535	Paul Brown
October 8	Tennessee	L	14-23	63,406	Paul Brown
October 15	at Pittsburgh	L	0-15	54,328	Three Rivers
October 22	Denver	W	31-21	61,603	Paul Brown
October 29	at Cleveland	W	12-3	73,118	Cleveland Browns
November 5	Baltimore	L	7-27	54,759	Paul Brown
November 12	at Dallas	L	6-23	62,170	Texas
November 19	at New England	L	13-16	60,292	Foxboro
November 26	Pittsburgh	L	28-48	63,925	Paul Brown
December 3	Arizona	W	24-13	50,289	Paul Brown
December 10	at Tennessee	L	3-35	68,498	Adelphia Coliseum
December 17	Jacksonville	W	17-14	50,469	Paul Brown
December 24	at Philadelphia	L	7-16	64,902	Veterans
(Bye September 3)			185-359	Total regular-season home att.: 469,992	

2001

Record: 6-10-0 (6th in AFC Central); 4-4 at home; 2-6 on road

Head Coach: Dick LeBeau

Date	Opponent	W-L	Score	Att.	Stadium/Notes
September 9	New England	W	23-17	51,521	Paul Brown
September 16	at Tennessee	NFL games not played as result of Sept. 11 terrorist attacks; game rescheduled for Jan. 6			
September 23	Baltimore	W	21-10	51,121	Paul Brown
September 30	at San Diego	L	14-28	56,048	Qualcomm
October 7	at Pittsburgh	L	7-16	62,335	Heinz Field
October 14	Cleveland	W	24-14	64,217	Paul Brown
October 21	Chicago	L	0-24	63,408	Paul Brown
October 28	at Detroit	W	31-27	69,343	Pontiac Silverdome
November 11	at Jacksonville	L	13-30	57,161	ALLTEL
November 18	Tennessee	L	7-20	63,865	Paul Brown
November 25	at Cleveland	L	0-18	72,918	Cleveland Browns
December 2	Tampa Bay	L	13-16*	52,135	Paul Brown*/OT
December 9	Jacksonville	L	10-14	44,920	Paul Brown
December 16	at New York Jets	L	14-15	77,745	Giants
December 23	at Baltimore	L	0-16	68,987	PSINet
December 30	Pittsburgh	W	26-23*	63,751	Paul Brown*/OT
January 6	at Tennessee**	W	23-21	68,798	Adelphia Coliseum/**rescheduled from Sept. 16
(Bye November 4)			226-309	Total regular-season home att.: 454,938	

2002

Record: 2-14-0 (4th in AFC North); 1-7 at home; 1-7 on road

Head Coach: Dick LeBeau

Date	Opponent	W-L	Score	Att.	Stadium/Notes
September 8	San Diego	L	6-34	53,705	Paul Brown
September 15	at Cleveland	L	7-20	73,358	Cleveland Browns
September 22	at Atlanta	L	3-30	68,129	Georgia Dome/Sunday night
September 29	Tampa Bay	L	7-35	57,234	Paul Brown
October 6	at Indianapolis	L	21-28	56,570	RCA Dome
October 13	Pittsburgh	L	7-34	63,900	Paul Brown
October 27	Tennessee	L	24-30	52,822	Paul Brown
November 3	at Houston	W	38-3	69,827	Reliant
November 10	at Baltimore	L	27-38	69,024	Ravens
November 17	Cleveland	L	20-27	64,060	Paul Brown
November 24	at Pittsburgh	L	21-29	60,473	Heinz Field
December 1	Baltimore	L	23-27	44,878	Paul Brown
December 8	at Carolina	L	31-52	66,799	Ericsson
December 15	Jacksonville	L	15-29	42,092	Paul Brown
December 22	New Orleans	W	20-13	43,544	Paul Brown
December 29	at Buffalo	L	9-27	47,850	Ralph Wilson
(Bye October 20)			279-456	Total regular-season home att.: 422,235	

WORST TO FIRST

Four times in their history, the Bengals have finished first in their division after finishing in last place the season before.

The Bengals followed a cellar season with a division title in 1970, '81, '88 and '90.

2003

Record: 8-8-0 (2nd in AFC North); 5-3 at home; 3-5 on road

Head Coach: Marvin Lewis

Date	Opponent	W-L	Score	Att.	Stadium/Notes
September 7	Denver	L	10-30	63,820	Paul Brown
September 14	at Oakland	L	20-23	50,135	Network Associates Coliseum
September 21	Pittsburgh	L	10-17	64,596	Paul Brown
September 28	at Cleveland	W	21-14	73,428	Cleveland Browns
October 5	at Buffalo	L	16-22*	72,615	Ralph Wilson/* Overtime
October 19	Baltimore	W	34-26	53,553	Paul Brown
October 26	Seattle	W	27-24	52,131	Paul Brown
November 2	at Arizona	L	14-17	23,531	Sun Devil
November 9	Houston	W	34-27	50,437	Paul Brown
November 16	Kansas City	W	24-19	64,923	Paul Brown
November 23	at San Diego	W	34-27	52,069	Qualcomm
November 30	at Pittsburgh	W	24-20	58,797	Heinz Field
December 7	at Baltimore	L	13-31	69,468	M&T Bank
December 14	San Francisco	W	41-38	64,666	Paul Brown
December 21	at St. Louis	L	10-27	66,061	Edward Jones Dome
December 28	Cleveland	L	14-22	65,362	Paul Brown
(Bye October 12)			346-384	Total regular-season home att.: 479,488	

ATTENDANCE RECORDS

The Bengals had their four largest crowds in franchise history in 2003 at Paul Brown Stadium. A new record of 65,362 was set in the '03 season finale vs. Cleveland, and that crowd pushed the season total to a new franchise record of 479,488. That's an average of 59,936 for the eight regular-season games.

The previous regular-season attendance record was 473,288 in 1990.

The five sellouts in 2003 were a record at Paul Brown Stadium, and the most sellouts in a season since the 1992 club sold out all eight at Riverfront Stadium.

Here are the five largest Bengals home crowds (all sellouts at Paul Brown Stadium):

Date	Opponent	Attendance
12-28-03	Cleveland	65,362
11-16-03	Kansas City	64,923
12-14-03	San Francisco	64,666
9-21-03	Pittsburgh	64,596
10-14-01	Cleveland	64,217

NOTE: Paul Brown Stadium's official capacity for Bengals games is 65,328, but that figure can be exceeded because it does not include areas such as handicapped seating and obstructed-view seats. Also, a sellout can be achieved below the official capacity figure because the 65,328 includes private suites and club seats, which are sold on a season-only basis and do not apply in the official NFL determination of a sellout.

CHANGE FOR THE BETTER

With a plus-2 turnover differential in 2003, the Bengals finished ahead in this crucial area for the first time since 1997. They were unbeaten (5-0) when they had a plus in turnover differential. They were 1-7 when they had a minus and they were 2-1 when the turnover differential was even.

Here's a look at the Bengals' turnover differential performance for the last 10 seasons:

Year	Takeaways	Giveaways	Net Diff.	NFL Rank
2003	24	22	+2	T-10th
2002	20	35	-15	30th
2001	28	37	-9	T-23rd
2000	21	35	-14	T-28th
1999	27	32	-5	T-19th
1998	20	22	-2	T-18th
1997	23	22	+1	T-14th
1996	44	25	+19	1st
1995	24	32	-8	T-28th
1994	18	41	-23	28th

BENGALS ALL-TIME PRESEASON RESULTS

All-Time Preseason Record: 77-85-2

All games night games unless noted with (D).

1968 (2-3-0)

Date	Opponent	W-L	Score
August 3	Kansas City	L	14-38
August 10	at Denver	L	13-15
August 17	Buffalo	L	6-10
August 25 (D)	Pittsburgh-a	W	19-3
August 30	New York Jets-b	W	13-9

a-at Morgantown, W.Va.
b-at Memphis, Tenn.

1969 (3-2-0)

Date	Opponent	W-L	Score
August 10 (D)	Boston-a	L	13-21
August 16	Kansas City-b	L	7-23
August 23	Miami	W	28-21
August 30	at Pittsburgh	W	23-13
September 6	Denver	W	13-11

a-at Bowling Green, Ohio
b-at Jackson, Miss.

1970 (2-3-1)

Date	Opponent	W-L	Score
August 8	Washington	W	27-12
August 15	at Miami	L	10-20
August 22	at St. Louis	L	20-41
August 29	Cleveland	W	31-24
September 5	at Green Bay-a	T	10-10
September 12	Detroit	L	14-31

a-at Milwaukee

1971 (5-0-1)

Date	Opponent	W-L	Score
August 7	at Miami	W	27-10
August 14	at Detroit	W	31-24
August 23	Pittsburgh	W	20-13
August 28	St. Louis	W	22-21
September 4	Green Bay	W	27-24
September 11	at Washington	T	17-17

1972 (3-3-0)

Date	Opponent	W-L	Score
August 5	at Green Bay	L	14-24
August 12	Detroit	W	28-20
August 19	Miami	L	17-35
August 28	at Philadelphia	W	34-20
September 3 (D)	Cleveland-a	W	27-21
September 9	Atlanta	L	14-44

a-at Columbus, Ohio

1973 (4-2-0)

Date	Opponent	W-L	Score
August 4	at Miami	L	13-14
August 11	Philadelphia	W	45-21
August 19 (D)	Cleveland-a	L	6-24
August 24	at Detroit	W	17-10
September 1	Atlanta	W	31-20
September 8	Green Bay	W	13-10

a-at Columbus, Ohio

1974 (4-2-0)

Date	Opponent	W-L	Score
August 3	Miami	W	19-13
August 10	Philadelphia	W	35-21
August 17	at Atlanta	W	13-7 (OT)
August 26	Detroit	W	27-14
September 1 (D)	Cleveland-a	L	17-21
September 6	at Green Bay-b	L	24-26

a-at Columbus, Ohio
b-at Milwaukee

1975 (4-3-0)

Date	Opponent	W-L	Score
August 2 (D)	Washington-a	L	9-17
August 9	at Miami	L	3-7
August 15	at Buffalo	W	38-28
August 23	Green Bay	W	27-10
August 28	at Philadelphia	L	20-30
September 6 (D)	at Detroit	W	22-14
September 13	New Orleans	W	20-0

a-Hall of Fame Game at Canton, Ohio

1976 (4-2-0)

Date	Opponent	W-L	Score
July 31	at Green Bay	W	23-17
August 7	Buffalo	W	31-10
August 14	Detroit	W	26-14
August 22 (D)	at Minnesota	L	17-23
August 28	at New Orleans	L	10-13
September 4	at Tampa Bay	W	24-13

1977 (5-1-0)

Date	Opponent	W-L	Score
August 6	at Green Bay	L	20-23
August 13	Tampa Bay	W	45-0
August 21 (D)	at Detroit	W	17-13
August 27	at St. Louis	W	33-9
September 3	Minnesota	W	26-7
September 10	at Chicago	W	24-6

1978 (2-2-0)

Date	Opponent	W-L	Score
August 5	at Tampa Bay	L	0-17
August 12	Detroit	L	10-14
August 19	Chicago	W	27-3
August 26	at Green Bay-a	W	17-14

a-at Milwaukee

1979 (2-2-0)

Date	Opponent	W-L	Score
August 4	at Detroit	W	40-28
August 11	Green Bay	W	20-5
August 18	at Chicago	L	13-17
August 25	Tampa Bay	L	13-24

1980 (1-3-0)

Date	Opponent	W-L	Score
August 9	at Denver	L	6-17
August 16	Chicago	W	21-3
August 23	at Tampa Bay	L	14-20 (OT)
August 30	Detroit	L	10-15

1981 (2-2-0)

Date	Opponent	W-L	Score
August 8	at Tampa Bay	W	24-17
August 15	at Detroit	W	30-20
August 22	at Chicago	L	21-24
August 29	Denver	L	20-24

1982 (1-3-0)

Date	Opponent	W-L	Score
August 13	at Kansas City	L	20-26
August 20	at Green Bay-a	L	27-41
August 28	Detroit	L	23-27
September 3	Washington	W	28-21

a-at Milwaukee

1983 (0-4-0)

Date	Opponent	W-L	Score
August 6	Kansas City	L	7-24
August 12	at Washington	L	23-27
August 18	New York Jets	L	17-20 (OT)
August 27	at Detroit	L	7-34

1984 (3-1-0)

Date	Opponent	W-L	Score
August 4	at New York Jets	W	21-15
August 11	at Tampa Bay	L	13-21
August 18	at Chicago	W	25-17
August 24	Detroit	W	35-14

1985 (2-2-0)

Date	Opponent	W-L	Score
August 10	Kansas City	L	27-35
August 17	New York Jets	W	24-20
August 23	at Detroit	L	17-31
August 30	at Indianapolis	W	31-21

1986 (1-3-0)

Date	Opponent	W-L	Score
August 9	at Kansas City	L	0-20
August 16	at New York Jets	L	17-28
August 23	Green Bay	W	34-12
August 29	Detroit	L	20-30

1987 (2-2-0)

Date	Opponent	W-L	Score
August 15	at Tampa Bay	W	31-30
August 22	at Detroit	L	9-23
August 29	at Green Bay	W	28-20
September 4	New Orleans	L	14-26

1988 (4-1-0)

Date	Opponent	W-L	Score
July 30 (D)	Los Angeles Rams-a	W	14-7
August 6	at Kansas City	L	21-34
August 13	at Buffalo	W	24-13
August 20	Detroit	W	24-7
August 26	at New England	W	27-21

a-Hall of Fame Game at Canton, Ohio

1989 (2-2-0)

Date	Opponent	W-L	Score
August 13	Buffalo	W	24-20
August 19	at Detroit	W	35-3
August 28	at New Orleans	L	10-27
September 1	at Minnesota	L	10-17

1990 (1-3-0)

Date	Opponent	W-L	Score
August 11	at Tampa Bay	L	17-30
August 18	at Atlanta	L	17-34
August 24	at New England	W	13-10 (OT)
August 31	Detroit	L	24-26

1991 (2-2-0)

Date	Opponent	W-L	Score
August 2	at Detroit	L	20-24
August 10	Philadelphia	L	24-29
August 17	Minnesota	W	27-24 (OT)
August 24	at Green Bay-a	W	19-16 (OT)

a-at Milwaukee

1992 (2-2-0)

Date	Opponent	W-L	Score
August 9	at New York Giants	L	7-13
August 15	at Philadelphia	L	17-27
August 22	Indianapolis	W	20-0
August 28	Detroit	W	34-17

1993 (2-2-0)

Date	Opponent	W-L	Score
August 7	New York Giants	L	16-27
August 14	at Indianapolis	W	24-7
August 20	at Detroit	L	7-30
August 27	Philadelphia	W	23-3

1994 (1-3-0)

Date	Opponent	W-L	Score
August 6	at Tampa Bay	L	16-17
August 13	Indianapolis	L	21-26
August 20	at Philadelphia	L	7-17
August 26	Detroit	W	38-14

1995 (1-3-0)

Date	Opponent	W-L	Score
August 4	at Indianapolis	W	34-21
August 11	Tampa Bay	L	7-31
August 17	at Detroit	L	13-20
August 25	New York Jets	L	24-30

1996 (2-2-0)

Date	Opponent	W-L	Score
August 3	Indianapolis	W	28-25
August 10	at Arizona	L	10-13
August 16	at Washington	W	28-7
August 23	Detroit	L	17-24

1997 (2-2-0)

Date	Opponent	W-L	Score
August 1	at Indianapolis	L	16-20
August 8	at Detroit	W	27-23
August 16	Minnesota	W	37-13
August 22	Seattle	L	28-31

1998 (1-3-0)

Date	Opponent	W-L	Score
August 8	at New York Giants	L	17-24
August 17	Indianapolis	L	27-30
August 22	Detroit	W	33-19
August 28	at Atlanta	L	0-17

1999 (0-4-0)

Date	Opponent	W-L	Score
August 14	at Indianapolis	L	17-20
August 20	at Detroit	L	0-16
August 28	Buffalo	L	3-30
September 3	Atlanta	L	16-28

2000 (1-3-0)

Date	Opponent	W-L	Score
August 4	at Buffalo	L	20-21
August 11	at Atlanta	L	16-31
August 19	Chicago	W	24-20
August 25	Detroit	L	13-21

2001 (1-3-0)

Date	Opponent	W-L	Score
August 4	at Chicago	L	13-16 (OT)
August 10	at Detroit	W	27-24
August 25	Buffalo	L	10-20
August 30	Indianapolis	L	17-23

2002 (2-2-0)

Date	Opponent	W-L	Score
August 9	at Buffalo	W	24-17
August 17	at Indianapolis	W	22-10
August 24	New Orleans	L	23-31
August 29	Atlanta	L	14-27

2003 (1-3-0)

Date	Opponent	W-L	Score
August 10	at New York Jets	L	13-28
August 16	Detroit	W	23-10
August 23	Tennessee	L	15-23
August 29	at Indianapolis	L	20-21

BENGALS ALL-TIME RESULTS BY OPPONENTS

ARIZONA CARDINALS

Bengals Lead Regular
Season Series 5-3-0
(Cardinals franchise
known as Phoenix prior
to 1994 and in St. Louis
prior to 1988)

Year	Site	Result
1973	Cincinnati	W, 42-24
1979	Cincinnati	W, 34-28
1985	St. Louis	L, 27-41
1988	Cincinnati	W, 21-14
1994	Arizona	L, 7-28
1997	Cincinnati	W, 24-21
2000	Cincinnati	W, 24-13
2003	Arizona	L, 14-17

ATLANTA FALCONS

Bengals Lead Regular
Season Series 7-3-0

Year	Site	Result
1971	Cincinnati	L, 6-9
1975	Atlanta	W, 21-14
1978	Cincinnati	W, 37-7
1981	Atlanta	W, 30-28
1984	Cincinnati	W, 35-14
1987	Atlanta	W, 16-10
1990	Atlanta	L, 17-38
1993	Cincinnati	W, 21-17
1996	Cincinnati	W, 41-31
2002	Atlanta	L, 3-30

BALTIMORE RAVENS

Ravens Lead Regular
Season Series 11-5-0

Year	Site	Result
1996	Baltimore	W, 24-21
	Cincinnati	W, 21-14
1997	Baltimore	L, 10-23
	Cincinnati	W, 16-14
1998	Baltimore	L, 24-31
	Cincinnati	L, 13-20
1999	Cincinnati	L, 31-34
	Baltimore	L, 0-22
2000	Baltimore	L, 0-37
	Cincinnati	L, 7-27
2001	Cincinnati	W, 21-10
	Baltimore	L, 0-16
2002	Baltimore	L, 27-38
	Cincinnati	L, 23-27
2003	Cincinnati	W, 34-26
	Baltimore	L, 13-31

BUFFALO BILLS

Bills Lead Regular Season
Series 11-9-0;
Bengals Lead Postseason
Series 2-0

Year	Site	Result
1968	Cincinnati	W, 34-23
1969	Buffalo	L, 13-16
1970	Buffalo	W, 43-14
1973	Buffalo	W, 16-13
1975	Cincinnati	W, 33-24
1978	Buffalo	L, 0-5
1979	Buffalo	L, 24-51
1980	Cincinnati	L, 0-14

1981	Cincinnati	W, 27-24 (OT)
	* Cincinnati	W, 28-21
1983	Cincinnati	L, 6-10
1984	Cincinnati	W, 52-21
1985	Buffalo	W, 23-17
1986	Cincinnati	W, 36-33 (OT)
1988	Cincinnati	W, 35-21
	** Cincinnati	W, 21-10
1989	Buffalo	L, 7-24
1991	Buffalo	L, 16-35
1996	Buffalo	L, 17-31
1998	Cincinnati	L, 20-33
2002	Buffalo	L, 9-27
2003	Buffalo	L, 16-22 (OT)
	*AFC Divisional Playoff	
	**AFC Championship	

CAROLINA PANTHERS

Panthers Lead Regular
Season Series 2-0-0

Year	Site	Result
1999	Carolina	L, 3-27
2002	Carolina	L, 31-52

CHICAGO BEARS

Bengals Lead Regular
Season Series 4-3-0

Year	Site	Result
1972	Chicago	W, 13-3
1980	Chicago	W, 17-14 (OT)
1986	Cincinnati	L, 7-44
1989	Chicago	L, 14-17
1992	Chicago	W, 31-28 (OT)
1995	Cincinnati	W, 16-10
2001	Cincinnati	L, 0-24

CLEVELAND BROWNS

Browns Lead Regular
Season Series 32-29-0

Year	Site	Result
1970	Cleveland	L, 27-30
	Cincinnati	W, 14-10
1971	Cincinnati	L, 24-27
	Cleveland	L, 27-31
1972	Cleveland	L, 6-27
	Cincinnati	L, 24-27
1973	Cleveland	L, 10-17
	Cincinnati	W, 34-17
1974	Cincinnati	W, 33-7
	Cleveland	W, 34-24
1975	Cincinnati	W, 24-17
	Cleveland	L, 23-35
1976	Cleveland	W, 45-24
	Cincinnati	W, 21-6
1977	Cincinnati	L, 3-13
	Cleveland	W, 10-7
1978	Cleveland	L, 10-13 (OT)
	Cincinnati	W, 48-16
1979	Cleveland	L, 27-28
	Cincinnati	W, 16-12
1980	Cleveland	L, 7-31
	Cincinnati	L, 24-27
1981	Cincinnati	L, 17-20
	Cleveland	W, 41-21
1982	Cincinnati	W, 23-10
1983	Cleveland	L, 7-17
	Cincinnati	W, 28-21

1984	Cincinnati	W, 12-9
	Cleveland	W, 20-17 (OT)
1985	Cincinnati	W, 27-10
	Cleveland	L, 6-24
1986	Cleveland	W, 30-13
	Cincinnati	L, 3-34
1987	Cincinnati	L, 0-34
	Cleveland	L, 24-38
1988	Cincinnati	W, 24-17
	Cleveland	L, 16-23
1989	Cincinnati	W, 21-14
	Cleveland	W, 21-0
1990	Cleveland	W, 34-13
	Cincinnati	W, 21-14
1991	Cleveland	L, 13-14
	Cincinnati	W, 23-21
1992	Cincinnati	W, 30-10
	Cleveland	L, 21-37
1993	Cleveland	L, 14-27
	Cincinnati	L, 17-28
1994	Cincinnati	L, 20-28
	Cleveland	L, 13-37
1995	Cincinnati	L, 26-29 (OT)
	Cleveland	L, 10-26
1999	Cleveland	W, 18-17
	Cincinnati	W, 44-28
2000	Cincinnati	L, 7-24
	Cleveland	W, 12-3
2001	Cincinnati	W, 24-14
	Cleveland	L, 0-18
2002	Cleveland	L, 7-20
	Cincinnati	L, 20-27
2003	Cleveland	W, 21-14
	Cincinnati	L, 14-22

DALLAS COWBOYS

Cowboys Lead Regular
Season Series 5-3-0

Year	Site	Result
1973	Dallas	L, 10-38
1979	Dallas	L, 13-38
1985	Cincinnati	W, 50-24
1988	Dallas	W, 38-24
1991	Dallas	L, 23-35
1994	Cincinnati	L, 20-23
1997	Cincinnati	W, 31-24
2000	Dallas	L, 6-23

DENVER BRONCOS

Broncos Lead Regular
Season Series 15-7-0

Year	Site	Result
1968	Cincinnati	W, 24-10
	Denver	L, 7-10
1969	Cincinnati	L, 23-30
	Denver	L, 16-27
1971	Denver	W, 24-10
1972	Cincinnati	W, 21-10
1973	Denver	L, 10-28
1975	Denver	W, 17-16
1976	Cincinnati	W, 17-7
1977	Cincinnati	L, 13-24
1979	Denver	L, 0-10
1981	Cincinnati	W, 38-21
1983	Denver	L, 17-24
1984	Denver	L, 17-20
1986	Denver	L, 28-34
1991	Denver	L, 14-45
1994	Denver	L, 13-15
1996	Cincinnati	L, 10-14

1997	Denver	L, 20-38
1998	Cincinnati	L, 26-33
2000	Cincinnati	W, 31-21
2003	Cincinnati	L, 10-30

DETROIT LIONS

Bengals Lead Regular
Season Series 5-3-0

Year	Site	Result
1970	Detroit	L, 3-38
1974	Cincinnati	L, 19-23
1983	Cincinnati	W, 17-9
1986	Detroit	W, 24-17
1989	Cincinnati	W, 42-7
1992	Cincinnati	L, 13-19
1998	Detroit	W, 34-28 (OT)
2001	Detroit	W, 31-27

GREEN BAY PACKERS

Packers Lead Regular
Season Series 5-4-0

Year	Site	Result
1971	Green Bay	L, 17-20
1976	Cincinnati	W, 28-7
1977	Milwaukee	W, 17-7
1980	Green Bay	L, 9-14
1983	Cincinnati	W, 34-14
1986	Milwaukee	W, 34-28
1992	Green Bay	L, 23-24
1995	Green Bay	L, 10-24
1998	Cincinnati	L, 6-13

HOUSTON TEXANS

Bengals Lead Regular
Season Series 2-0-0

Year	Site	Result
2002	Houston	W, 38-3
2003	Cincinnati	W, 34-27

INDIANAPOLIS COLTS

Colts Lead Regular Season
Series 12-8-0;
Colts Lead Postseason
Series 1-0
(Colts franchise in
Baltimore prior to 1984)

Year	Site	Result
1970	* Baltimore	L, 0-17
1972	Cincinnati	L, 19-20
1974	Baltimore	W, 24-14
1976	Baltimore	L, 27-28
1979	Baltimore	L, 28-38
1980	Cincinnati	W, 34-33
1981	Baltimore	W, 41-19
1982	Baltimore	W, 20-17
1983	Cincinnati	L, 31-34
1987	Indianapolis	W, 23-21
1989	Cincinnati	L, 12-23
1990	Cincinnati	L, 20-34
1992	Cincinnati	L, 17-21
1993	Cincinnati	L, 6-9
1994	Cincinnati	L, 13-17
1995	Indianapolis	W, 24-21 (OT)
1996	Cincinnati	W, 31-24
1997	Indianapolis	W, 28-13
1998	Indianapolis	L, 26-39
1999	Indianapolis	L, 10-31
2002	Indianapolis	L, 21-28

*AFC Divisional Playoff

JACKSONVILLE JAGUARS

Jaguars Lead Regular Season Series 10-5-0

Year	Site	Result
1995	Cincinnati	W, 24-17
	Jacksonville	W, 17-13
1996	Cincinnati	W, 28-21
	Jacksonville	L, 27-30
1997	Jacksonville	L, 13-21
	Cincinnati	W, 31-26
1998	Jacksonville	L, 11-24
	Cincinnati	L, 17-34
1999	Cincinnati	L, 10-41
	Jacksonville	L, 7-24
2000	Jacksonville	L, 0-13
	Cincinnati	W, 17-14
2001	Jacksonville	L, 13-30
	Cincinnati	L, 10-14
2002	Cincinnati	L, 15-29

KANSAS CITY CHIEFS

Chiefs Lead Regular Season Series 11-10-0

Year	Site	Result
1968	Kansas City	L, 3-13
	Cincinnati	L, 9-16
1969	Cincinnati	W, 24-19
	Kansas City	L, 22-42
1970	Cincinnati	L, 19-27
1972	Kansas City	W, 23-16
1973	Cincinnati	W, 14-6
1974	Cincinnati	W, 33-6
1976	Kansas City	W, 27-24
1977	Kansas City	W, 27-7
1978	Cincinnati	L, 23-24
1979	Cincinnati	L, 7-10
1980	Kansas City	W, 20-6
1983	Kansas City	L, 15-20
1984	Cincinnati	L, 22-27
1986	Kansas City	L, 14-24
1987	Cincinnati	W, 30-27 (OT)
1988	Kansas City	L, 28-31
1989	Kansas City	W, 21-17
1993	Kansas City	L, 15-17
2003	Cincinnati	W, 24-19

MIAMI DOLPHINS

Dolphins Lead Regular Season Series 12-3-0;
Dolphins Lead Postseason Series 1-0

Year	Site	Result
1968	Cincinnati	L, 22-24
	Miami	W, 38-21
1969	Cincinnati	W, 27-21
1971	Cincinnati	L, 13-23
1973	*Miami	L, 16-34
1974	Miami	L, 3-24
1977	Cincinnati	W, 23-17
1978	Miami	L, 0-21
1980	Miami	L, 16-17
1983	Miami	L, 14-38
1987	Cincinnati	L, 14-20
1989	Cincinnati	L, 13-20
1991	Miami	L, 13-37
1994	Cincinnati	L, 7-23
1995	Cincinnati	L, 23-26
2000	Cincinnati	L, 16-31

*AFC Divisional Playoff Game

MINNESOTA VIKINGS

Vikings Lead Regular Season Series 5-4-0

Year	Site	Result
1973	Cincinnati	W, 27-0
1977	Minnesota	L, 10-42
1980	Cincinnati	W, 14-0
1983	Minnesota	L, 14-20
1986	Cincinnati	W, 24-20
1989	Minnesota	L, 21-29
1992	Cincinnati	L, 7-42
1995	Cincinnati	W, 27-24
1998	Minnesota	L, 3-24

NEW ENGLAND PATRIOTS

Patriots Lead Regular Season Series 10-8-0
(Patriots franchise in Boston prior to 1971)

Year	Site	Result
1968	Boston	L, 14-33
1969	Cincinnati	L, 14-25
1970	Cincinnati	W, 45-7
1972	New England	W, 31-7
1975	Cincinnati	W, 27-10
1978	Cincinnati	L, 3-10
1979	Cincinnati	L, 14-20
1984	New England	L, 14-20
1985	New England	L, 23-34
1986	New England	W, 31-7
1988	New England	L, 21-27
1990	Cincinnati	W, 41-7
1991	Cincinnati	W, 29-7
1992	Cincinnati	W, 20-10
1993	New England	L, 2-7
1994	Cincinnati	L, 28-31
2000	New England	L, 13-16
2001	Cincinnati	W, 23-17

NEW ORLEANS SAINTS

Regular Season Series Tied 5-5-0

Year	Site	Result
1970	Cincinnati	W, 26-6
1975	New Orleans	W, 21-0
1978	Cincinnati	L, 18-20
1981	New Orleans	L, 7-17
1984	New Orleans	W, 24-21
1987	Cincinnati	L, 24-41
1990	Cincinnati	L, 7-21
1993	New Orleans	L, 13-20
1996	Cincinnati	W, 30-15
2002	Cincinnati	W, 20-13

NEW YORK GIANTS

Bengals Lead Regular Season Series 4-2-0

Year	Site	Result
1972	Cincinnati	W, 13-10
1977	Cincinnati	W, 30-13
1985	Cincinnati	W, 35-30
1991	Cincinnati	W, 27-24
1994	New York	L, 20-27
1997	New York	L, 27-29

NEW YORK JETS

Jets Lead Regular Season Series 11-6-0;
Jets Lead Postseason Series 1-0

Year	Site	Result
1968	New York	L, 14-27
1969	Cincinnati	L, 7-21
	New York	L, 7-40
1971	New York	L, 21-35
1973	Cincinnati	W, 20-14
1976	New York	W, 42-3
1981	New York	W, 31-30
1982	*Cincinnati	L, 17-44
1984	New York	L, 23-43
1985	Cincinnati	L, 20-29
1986	Cincinnati	W, 52-21
1987	New York	L, 20-27
1988	Cincinnati	W, 36-19
1990	Cincinnati	W, 25-20
1992	New York	L, 14-17
1993	New York	L, 12-17
1997	Cincinnati	L, 14-31
2001	New York	L, 14-15

*AFC First-Round Playoff

OAKLAND RAIDERS

Raiders Lead Regular Season Series 17-7-0;
Raiders Lead Postseason Series 2-0
(Raiders franchise in Los Angeles 1982-94)

Year	Site	Result
1968	Oakland	L, 10-31
	Cincinnati	L, 0-34
1969	Cincinnati	W, 31-17
	Oakland	L, 17-37
1970	Cincinnati	W, 31-21
1971	Oakland	L, 27-31
1972	Cincinnati	L, 14-20
1974	Oakland	L, 27-30
1975	Cincinnati	W, 14-10
	*Oakland	L, 28-31
1976	Oakland	L, 20-35
1978	Cincinnati	L, 21-34
1980	Oakland	L, 17-28
1982	Cincinnati	W, 31-17
1983	Cincinnati	L, 10-20
1985	Los Angeles	L, 6-13
1988	Los Angeles	W, 45-21
1989	Los Angeles	L, 7-28
1990	Los Angeles	L, 7-24
	*Los Angeles	L, 10-20
1991	Cincinnati	L, 14-38
1992	Cincinnati	W, 24-21 (OT)
1993	Cincinnati	W, 16-10
1995	Cincinnati	L, 17-20
1998	Oakland	L, 10-27
2003	Oakland	L, 20-23

*AFC Divisional Playoff Game

PHILADELPHIA EAGLES

Bengals Lead Regular Season Series 6-3-0

Year	Site	Result
1971	Cincinnati	W, 37-14
1975	Philadelphia	W, 31-0
1979	Cincinnati	W, 37-13
1982	Philadelphia	W, 18-14
1988	Philadelphia	W, 28-24

1991	Philadelphia	L, 10-17
1994	Cincinnati	W, 33-30
1997	Philadelphia	L, 42-44
2000	Philadelphia	L, 7-16

PITTSBURGH STEELERS

Steelers Lead Regular Season Series 39-28-0

Year	Site	Result
1970	Pittsburgh	L, 10-21
	Cincinnati	W, 34-7
1971	Pittsburgh	L, 10-21
	Cincinnati	L, 13-21
1972	Cincinnati	W, 15-10
	Pittsburgh	L, 17-40
1973	Cincinnati	W, 19-7
	Pittsburgh	L, 13-20
1974	Cincinnati	W, 17-10
	Pittsburgh	L, 3-27
1975	Cincinnati	L, 24-30
	Pittsburgh	L, 14-35
1976	Pittsburgh	L, 6-23
	Cincinnati	L, 3-7
1977	Pittsburgh	L, 14-20
	Cincinnati	W, 17-10
1978	Cincinnati	L, 3-28
	Pittsburgh	L, 6-7
1979	Cincinnati	W, 34-10
	Pittsburgh	L, 17-37
1980	Cincinnati	W, 30-28
	Pittsburgh	W, 17-16
1981	Cincinnati	W, 34-7
	Pittsburgh	W, 17-10
1982	Pittsburgh	L, 20-26 (OT)
1983	Cincinnati	L, 14-24
	Pittsburgh	W, 23-10
1984	Pittsburgh	L, 17-38
	Cincinnati	W, 22-20
1985	Pittsburgh	W, 37-24
	Cincinnati	W, 26-21
1986	Cincinnati	W, 24-22
	Pittsburgh	L, 9-30
1987	Pittsburgh	L, 20-23
	Cincinnati	L, 16-30
1988	Pittsburgh	W, 17-12
	Cincinnati	W, 42-7
1989	Cincinnati	W, 41-10
	Pittsburgh	W, 26-16
1990	Cincinnati	W, 27-3
	Pittsburgh	W, 16-12
1991	Cincinnati	L, 27-33 (OT)
	Pittsburgh	L, 10-17
1992	Pittsburgh	L, 0-20
	Cincinnati	L, 9-21
1993	Pittsburgh	L, 7-34
	Cincinnati	L, 16-24
1994	Pittsburgh	L, 10-14
	Cincinnati	L, 15-38
1995	Pittsburgh	W, 27-9
	Cincinnati	L, 31-49
1996	Pittsburgh	L, 10-20
	Cincinnati	W, 34-24
1997	Cincinnati	L, 10-26
	Pittsburgh	L, 3-20
1998	Cincinnati	W, 25-20
	Pittsburgh	W, 25-24
1999	Cincinnati	L, 3-17
	Pittsburgh	W, 27-20
2000	Pittsburgh	L, 0-15
	Cincinnati	L, 28-48
2001	Pittsburgh	L, 7-16
	Cincinnati	W, 26-23 (OT)

(continued)

BENGALS-STEELERS (cont'd)

2002 Cincinnati	L, 7-34
Pittsburgh	L, 21-29
2003 Cincinnati	L, 10-17
Pittsburgh	W, 24-20

ST. LOUIS RAMS

Regular Season Series
Tied 5-5-0

(Rams franchise in Los Angeles prior to 1995)

Year	Site	Result
1972	Los Angeles	L, 12-15
1976	Cincinnati	W, 20-12
1978	Los Angeles	W, 20-19
1981	Cincinnati	W, 24-10
1984	Cincinnati	L, 14-24
1990	Los Angeles W, 34-31 (OT)	
1993	Cincinnati	W, 15-3
1996	St. Louis	L, 16-26
1999	Cincinnati	L, 10-38
2003	St. Louis	L, 10-27

SAN DIEGO CHARGERS

Chargers Lead Regular Season Series 17-10-0;
Bengals Lead Postseason Series 1-0

Year	Site	Result
1968	San Diego	L, 13-29
	Cincinnati	L, 10-31
1969	Cincinnati	W, 34-20
	San Diego	L, 14-21
1970	San Diego	W, 17-14
1971	Cincinnati	W, 31-0
1973	San Diego	W, 20-13
1974	Cincinnati	L, 17-20
1975	Cincinnati	W, 47-17
1977	San Diego	L, 3-24
1978	San Diego	L, 13-22
1979	Cincinnati	L, 24-26
1980	Cincinnati	L, 14-31
1981	San Diego	W, 40-17
	*Cincinnati	W, 27-7
1982	San Diego	L, 34-50
1985	Cincinnati	L, 41-44
1987	Cincinnati	L, 9-10
1988	Cincinnati	W, 27-10
1990	San Diego	W, 21-16
1992	San Diego	L, 10-27
1994	San Diego	L, 10-27
1996	San Diego	L, 14-27
1997	Cincinnati	W, 38-31
1999	Cincinnati	L, 7-34
2001	San Diego	L, 14-28
2002	Cincinnati	L, 6-34
2003	San Diego	W, 34-27

*AFC Championship

SAN FRANCISCO 49ERS

49ers Lead Regular Season Series 7-3-0;
49ers Lead Postseason Series 2-0

Year	Site	Result
1974	San Francisco	W, 21-3
1978	San Francisco	L, 12-28
1981	Cincinnati	L, 3-21
	*Pontiac, Mich.	L, 21-26
1984	San Francisco	L, 17-23
1987	Cincinnati	L, 26-27
1988	*Miami	L, 16-20
1990	Cincinnati	L, 17-20 (OT)
1993	San Francisco	L, 8-21
1996	San Francisco	L, 21-28
1999	Cincinnati	W, 44-30
2003	Cincinnati	W, 41-38

*Super Bowl XVI

#Super Bowl XXIII

SEATTLE SEAHAWKS

Regular Season Series
Tied 8-8-0;
Bengals Lead Postseason Series 1-0

Year	Site	Result
1977	Cincinnati	W, 42-20
1981	Cincinnati	W, 27-21
1982	Cincinnati	W, 24-10
1984	Cincinnati	L, 6-26
1985	Cincinnati	L, 24-28
1986	Cincinnati	W, 34-7
1987	Seattle	W, 17-10
1988	*Cincinnati	W, 21-13
1989	Cincinnati	L, 17-24
1990	Seattle	L, 16-31
1991	Cincinnati	L, 7-13
1992	Seattle	W, 21-3
1993	Cincinnati	L, 10-19
1994	Seattle	W, 20-17 (OT)
1995	Seattle	L, 21-24
1999	Seattle	L, 20-37
2003	Cincinnati	W, 27-24

*AFC Divisional Playoff Game

TAMPA BAY BUCCANERS

Buccaners Lead Regular Season Series 5-3-0

Year	Site	Result
1976	Cincinnati	W, 21-0
1980	Cincinnati	L, 12-17
1983	Tampa Bay	W, 23-17
1989	Cincinnati	W, 56-23
1995	Tampa Bay	L, 16-19
1998	Cincinnati	L, 0-35
2001	Cincinnati	L, 13-16 (OT)
2002	Cincinnati	L, 7-35

TENNESSEE TITANS

Titans Lead Regular Season Series 37-29-1;
Bengals Lead Postseason Series 1-0

(Titans franchise in Houston prior to 1997 and known as Oilers prior to 1999)

Year	Site	Result
1968	Cincinnati	L, 17-27
1969	Houston	T, 31-31
1970	Cincinnati	L, 13-20
	Houston	W, 30-20
1971	Houston	L, 6-10
	Cincinnati	W, 28-13
1972	Cincinnati	W, 30-7
	Houston	W, 61-17
1973	Cincinnati	W, 24-10
	Houston	W, 27-24
1974	Cincinnati	L, 21-34
	Houston	L, 3-20
1975	Houston	W, 21-19
	Cincinnati	W, 23-19
1976	Houston	W, 27-7
	Cincinnati	W, 31-27
1977	Cincinnati	W, 13-10 (OT)
	Houston	L, 16-21
1978	Cincinnati	W, 28-13
	Houston	L, 10-17
1979	Cincinnati	L, 27-30 (OT)
	Houston	L, 21-42
1980	Cincinnati	L, 10-13
	Houston	L, 3-23
1981	Houston	L, 10-17
	Cincinnati	W, 34-21
1982	Cincinnati	W, 27-6
	Houston	W, 35-27
1983	Houston	W, 55-14
	Cincinnati	W, 38-10
1984	Cincinnati	W, 13-3
	Houston	W, 31-13
1985	Houston	L, 27-44
	Cincinnati	W, 45-27
1986	Cincinnati	W, 31-28

Houston	L, 28-32
1987 Cincinnati	L, 29-31
Houston	L, 17-21
1988 Cincinnati	W, 44-21
Houston	L, 6-41
1989 Houston	L, 24-26
Cincinnati	W, 61-7
1990 Houston	L, 17-48
Cincinnati	W, 40-20
*Cincinnati	W, 41-14
1991 Cincinnati	L, 7-30
Houston	L, 3-35
1992 Cincinnati	L, 24-38
Houston	L, 10-26
1993 Houston	L, 12-28
Cincinnati	L, 3-38
1994 Houston	L, 13-20
Cincinnati	W, 34-31
1995 Cincinnati	L, 28-38
Houston	W, 32-25
1996 Cincinnati	L, 27-30 (OT)
Houston	W, 21-13
1997 Tennessee	L, 7-30
Cincinnati	W, 41-14
1998 Cincinnati	L, 14-23
Tennessee	L, 14-44
1999 Tennessee	L, 35-36
Cincinnati	L, 14-24
2000 Cincinnati	L, 14-23
Tennessee	L, 3-35
2001 Cincinnati	L, 7-20
Tennessee	W, 23-21
2002 Cincinnati	L, 24-30

*AFC Wild Card Playoff Game

WASHINGTON REDSKINS

Redskins Lead Regular Season Series 4-2-0

Year	Site	Result
1970	Washington	L, 0-20
1974	Cincinnati	W, 28-17
1979	Washington	L, 14-28
1985	Washington	L, 24-27
1988	Cincinnati	W, 20-17 (OT)
1991	Cincinnati	L, 27-34

TRIPLE FIGURES

With 106 points in 2003, K **Shayne Graham** was the first Bengal to score in triple figures since **Doug Pelfrey** scored 110 in 1996. The Bengals record for points in a season is 121 by Pelfrey in 1995.

BENGALS ALL-TIME PRESEASON RESULTS VS. 2004 PRESEASON OPPONENTS

ATLANTA FALCONS

Falcons Lead Preseason
Series 6-2-0

Year	Site	Result
1972	Cincinnati	L, 14-44
1973	Cincinnati	W, 31-20
1974	Atlanta	W, 13-7 (OT)
1990	Atlanta	L, 17-34
1998	Atlanta	L, 0-17
1999	Cincinnati	L, 16-28
2000	Atlanta	L, 16-31
2002	Cincinnati	L, 14-27

INDIANAPOLIS COLTS

Preseason Series Tied 6-6-0

Year	Site	Result
1985	Indianapolis	W, 31-21
1992	Cincinnati	W, 20-0
1993	Indianapolis	W, 24-7
1994	Cincinnati	L, 21-26
1995	Indianapolis	W, 34-21
1996	Cincinnati	W, 28-25
1997	Indianapolis	L, 16-20
1998	Cincinnati	L, 27-30
1999	Indianapolis	L, 17-20
2001	Cincinnati	L, 17-23
2002	Indianapolis	W, 22-10
2003	Indianapolis	L, 20-21

NEW ENGLAND PATRIOTS

Bengals Lead Preseason
Series 2-1-0

(Patriots franchise in Boston prior to 1971)

Year	Site	Result
1969	Bowling Green, OH	L, 13-21
1988	New England	W, 27-21
1990	New England	W, 13-10 (OT)

TAMPA BAY BUCCANEERS

Buccaneers Lead Preseason
Series 7-4-0

Year	Site	Result
1976	Tampa Bay	W, 24-13
1977	Cincinnati	W, 45-0
1978	Tampa Bay	L, 0-17
1979	Cincinnati	L, 13-24
1980	Tampa Bay	L, 14-20 (OT)
1981	Tampa Bay	W, 24-17
1984	Tampa Bay	L, 13-21
1987	Tampa Bay	W, 31-30
1990	Tampa Bay	L, 17-30
1994	Tampa Bay	L, 16-17
1995	Cincinnati	L, 7-31

INSTANT REPLAY RULES

For the 2004-08 seasons, the NFL will continue to employ a system of Referee Replay Review to aid officiating. Prior to the two-minute warning of each half, a Coaches' Challenge System will be in effect. After the two-minute warning, and throughout any overtime period, a Referee Review will be initiated by a Replay Assistant from a Replay Booth.

The following procedures will be used:

REVIEWS BY REFEREE: All Replay Reviews will be conducted by the Referee on a field-level monitor after consultation with the other covering official(s), prior to review. A decision will be reversed only when the Referee has *indisputable visual evidence* available to him that warrants the change.

COACHES' CHALLENGE: In each game, a team will be permitted two challenges that will initiate Referee Replay reviews. Each challenge will require the use of a team time out. If a challenge is upheld, the time out will be restored to the challenging team. If both challenges are upheld, a third challenge will be awarded to the challenging team. No challenges will be recognized from a team that has exhausted its time outs.

REPLAY ASSISTANT'S REQUEST FOR REVIEW: After the two-minute warning of each half, and throughout any overtime period, any review will be initiated by a Replay Assistant. There is no limit to the number of reviews that may be initiated by the Replay Assistant. His ability to initiate a review will be unrelated to the number of time outs that either team has remaining, and no time out will be

charged for any review initiated by the Replay Assistant.

TIME LIMIT: Each review will be a maximum of 90 seconds in length, timed from when the Referee begins his review of the replay at the field-level monitor.

REVIEWABLE PLAYS: The Replay System will cover the following play situations only:

A) PLAYS GOVERNED BY SIDELINE, GOAL LINE, END ZONE, AND END LINE:

1. Scoring plays, including a runner breaking the plane of the goal line.
2. Pass complete/incomplete/intercepted at sideline, goal line, end zone, and end line.
3. Runner/receiver in or out of bounds.
4. Recovery of loose ball in or out of bounds.

B) PASSING PLAYS:

1. Pass ruled complete/incomplete/intercepted in the field of play.
2. Touching of a forward pass by an ineligible receiver.
3. Touching of a forward pass by a defensive player.
4. Quarterback (Passer) forward pass or fumble.
5. Illegal forward pass beyond line of scrimmage.
6. Illegal forward pass after change of possession.
7. Forward or backward pass thrown from behind line of scrimmage.

C) OTHER DETECTABLE INFRACTIONS:

1. Runner ruled not down by defensive contact.
2. Forward progress with respect to first down.
3. Touching of a kick.
4. Number of players on the field.

RACKING UP THE POINTS

The highest scoring game (combined points) in Bengals history came Nov. 30, 1997 at Veterans Stadium in Philadelphia, as the Bengals and Eagles totaled 86 points in a 44-42 Philadelphia victory.

The second and third-highest scoring games both were against San Diego. On Sept. 22, 1985 at Riverfront Stadium in Cincinnati, the Bengals and Chargers combined for 85 points in a 44-41 Chargers win. Three years earlier — on Dec. 20, 1982 in San Diego — the teams totaled 84 points as the Chargers won, 50-34.

BENGALS YEAR-BY-YEAR LEAGUE RANKINGS

(Rankings based on average yards per game)

YEAR	Offense			Defense		
	RUSH	PASS	TOT.	RUSH	PASS	TOT.
1968 (AFL)	3	9	8	9	6	8
1969 (AFL)	7	7-T	7	10	7	10
1970	4	21	16	9	25	20
1971	6	14-T	6	13	13	12
1972	14	9	9	12	4	3
1973	7	8	5	8	13	8
1974	12	4	4	22	4	11
1975	17	*1	2	18	2	7
1976	15	13	15	11	3	5
1977	18-T	7	13	13	23	21
1978	18	10	11	19-T	3	10
1979	11	24	23	16	27	28
1980	12	21	19	4	13	9
1981	17	3	2	9	22	12
1982	20	3	2	3	22	18
1983	16	14	14	2-T	3	*1
1984	6-T	13-T	5	11	18	13
1985	12	4	3	15	24	22
1986	2	3	*1	22	10	20
1987	4	9	5	8	14	8
1988	*1	11	*1	18	10	15
1989	*1	7	3	10	9	7
1990	5	15	9	22	26	25
1991	12	11	14	13	28	28
1992	8	27	26	24	25	26
1993	24	27	27	27	2	16
1994	18	18	18	23	9	15
1995	24	11	17	26	29	30
1996	13	12	10	12	29	25
1997	9	13	10	29	21	28
1998	19	17	17	30	12	28
1999	6-T	23	15	16	28	25
2000	2	31	29	24	23	22
2001	18-T	23	23	11	12	9
2002	21	13	18	22	13	17
2003	13	12	13	25-T	24	28

T — Tie; * — Led League

BENGALS PLAYOFF RESULTS — Won 5, Lost 7

Season	Date of Game	Opponent	Score	W-L	Playoff Game
1970	December 26	@Baltimore	0-17	L	AFC Divisional Playoff
1973	December 23	@Miami	16-34	L	AFC Divisional Playoff
1975	December 28	@Oakland	28-31	L	AFC Divisional Playoff
1981	January 3, 1982	Buffalo	28-21	W	AFC Divisional Playoff
	January 10, 1982	San Diego	27-7	W	AFC Championship
	January 24, 1982	San Francisco	21-26	L	Super Bowl XVI at Pontiac, Mich.
1982	January 9, 1983	New York Jets	17-44	L	AFC First-Round Playoff
1988	December 31	Seattle	21-13	W	AFC Divisional Playoff
	January 8, 1989	Buffalo	21-10	W	AFC Championship
	January 22, 1989	San Francisco	16-20	L	Super Bowl XXIII at Miami, Fla.
1990	January 6, 1991	Houston	41-14	W	AFC Wild Card Playoff
	January 13, 1991	@L.A. Raiders	10-20	L	AFC Divisional Playoff

BENGALS DRAFT CHOICES 1968-2004

1968

RD.	PLAYER	POS.	COLLEGE	SEL. #
1	Bob Johnson	C	Tennessee	2
2a	Bill Staley	DE/T	Utah State	28
2b	Tom Smiley	RB	Lamar	55
3a	Gary Davis	QB	Vanderbilt	56
3b	Paul Robinson	RB	Arizona	82
3c	Dale Livingston	K	Western Michigan	83
4a	Jess Phillips	DB	Michigan State	84
4b	Warren McVea	RB	Houston	109
5a	Dave Middendorf	QB	Washington State	112
5b	Al Beauchamp	LB	Southern U.	138
6a	Howard Fest	T	Texas	139
6b	Bill Kendrick	DT	Alabama A&M	143
6c	John Neidert	LB	Louisville	145
6d	Deway Warren	QB	Tennessee	155
6e	Essex Johnson	RB	Grambling	156
6f	Elmo Maples	WR	Southern U.	158
6g	Sidney Ellis	DB	Jackson State	160
6h	Monk Williams	RB	Arkansas A.M.&N.	163
6i	Jim Johnson	DB	South Carolina State	165
7a	Steve Smith	TE	Miami (Fla.)	166
7b	Wes Bean	LB	Grambling	192
8a	Harry Gunner	LB	Oregon State	193
8b	Ed Brantley	T	North Texas State	219
9a	Phil Johnson	DB	Long Beach State	220
9b	Steve Hanrahan	DT	Weber State	246
10a	Wayne Patrick	RB	Louisville	247
10b	James Russell	TE	North Texas State	273
11a	Wally Scott	CB	Arizona	274
11b	Jeff Banks	LB	Pacific	300
12a	Bob Trumpy	TE	Utah	301
12b	Harold Jones	T	Grambling	327
13a	James Bivins	LB	Texas Southern	328
13b	Ted Washington	RB	San Diego State	354
14a	Les Webster	RB	Iowa State	355
14b	Steve Lewicke	DE	Texas-El Paso	381
15a	Harvey Palmore	G	Morgan State	382
15b	Joe Mira	WR	Miami (Fla.)	408
16a	James Williams	DB	Alcorn A&M	409
16b	Brown Marks	LB	Indiana	435
17a	Don Manning	LB	UCLA	436
17b	James Smith	TE	Jackson State	462

1969

RD.	PLAYER	POS.	COLLEGE	SEL. #
1	Greg Cook	QB	Cincinnati	5
2	Bill Bergey	LB	Arkansas State	31
3	Speedy Thomas	WR	Utah	57
4	Clem Turner	RB	Cincinnati	83
5	Guy Dennis	G	Florida	109
6	Ken Riley	CB	Florida A&M	135
7	Royce Berry	DE	Houston	161
8	Tim Buchanan	LB	Hawaii	187
9	Mike Stripling	RB	Tulsa	213
10	Steve Howell	TE	Ohio State	239
11	Mark Stewart	S	Georgia	265
12	Lonnie Paige	DT	North Carolina State	290
13	Chuck Benson	WR	Southern Illinois	316
14	Mike Wilson	RB	Dayton	343
15	Bill Shoemaker	PK	Stanford	369
16	Bill Schmitt	LB	Missouri	395
17	Terry Story	T	Georgia Tech	421

1970

RD.	PLAYER	POS.	COLLEGE	SEL. #
1	Mike Reid	DT	Penn State	7
2	Ron Carpenter	DT	North Carolina State	32
3	Chip Bennett	LB	Ablene Christian	60
4a	Joe Stephens	G	Jackson State	85
4b	Billie Hayes	DB	San Diego State	104
5	None			
6	Sandy Durko	S	Southern California	137
7	Lemar Parrish	CB	Lincoln U. (Mo.)	163
8	Bill Trout	DT	Miami (Fla.)	188
9	Bill Bolden	RB	UCLA	216
10	Nick Roman	LB	Ohio State	241
11	Sam Wallace	LB	Grambling	266
12	Tom Truesdell	DE	Ohio Wesleyan	294
13	Paul Dunn	RB	U.S. International	319
14	Joe Johnson	WR	Johnson C. Smith	344
15	Marvin Weeks	DB	Alcorn A&M	372
16	Larry Ely	LB	Iowa	397
17	Richard Lee Smith	RB	Washington	422

1971

RD.	PLAYER	POS.	COLLEGE	SEL. #
1	Vernon Holland	T	Tennessee State	15
2	Steve Lawson	G	Kansas	41
3	Ken Anderson	QB	Augustana (Ill.)	67
4	Fred Willis	RB	Boston College	93
5	Arthur May	DE	Tuskegee	110
6	None			
7	Neal Craig	S	Fisk	171
8	Fred Herring	CB	Tennessee State	197
9	Gary Gustafson	LB	Montana State	223
10	Jack Stambaugh	G	Oregon	249
11	Ed Marshall	WR	Cameron	275
12	J. Rod Hayden	DE	Memphis State	301
13	David Knapman	TE	Central Washington	327
14	Irvin Mallory	DB	Virginia Union	353
15	Bob Thomas	RB	Arizona State	379
16	Mark Debevc	LB	Ohio State	405
17	Sam Pearson	CB	Western Kentucky	432

1972

RD.	PLAYER	POS.	COLLEGE	SEL. #
1	Sherman White	DE	California	2
2	Tommy Casanova	DB	Louisiana State	29
3	Jim LeClair	LB	North Dakota	54
4	Bernard Jackson	DB	Washington State	81
5	Tom DeLeone	C	Ohio State	106
6	None			
7	Steve Conley	LB/RB	Kansas	158
8	Dan Kratzer	WR	Missouri Valley	185
9	Stan Walters	T	Syracuse	210
10	Brian Foster	CB	Colorado	237
11	Kent Pederson	TE	Cal-Santa Barbara	261
12	Rick Wegis	S	Cal Poly-SLO	289
13	James Hamilton	P/QB	Arkansas State	314
14	Steve Porter	WR	Indiana	341
15	Hosea Minniweather	DT	Jackson State	366
16	John Wiegmann	WR	Cal Poly-Pomona	393
17	Dave Green	P/K	Ohio U.	418

PASSING FANCY

QB **Boomer Esiason** passed for more than 300 yards in a game a team-record 23 times during his Bengals career (1984-92, 1997). QB **Ken Anderson** (a Bengal from 1971-86) ranks second in 300-yard passing games with 19.

1973

RD.	PLAYER	POS.	COLLEGE	SEL. #
1	Isaac Curtis	WR	San Diego State	15
2	Al Chandler	TE	Oklahoma	43
3	Tim George	WR	Carson-Newman	68
4	None			
5	Bob McCall	RB	Arizona	121
6	Bob Jones	CB	Virginia Union	146
7	Bob Maddox	DT/DE	Frostburg State	171
8	Joe Wilson	RB	Holy Cross	199
9	John Dampier	G	Notre Dame	224
10	Lenvil Elliott	RB	NE Missouri State	249
11	William Montgomery	DB	Mehouse (Ga.)	277
12	Boobie Clark	RB	Bethune-Cookman	302
13	Brooks West	DT	Texas-El Paso	327
14	Hurles Scales	DB	North Texas State	355
15	Ted McNulty	QB	Indiana	380
16	Harry Unger	RB	Auburn	405
17	Wayne Estabrook	QB	Whitler	433

1974

RD.	PLAYER	POS.	COLLEGE	SEL. #
1	Bill Kollar	DT	Montana State	23
2	Charlie Davis	RB	Colorado	48
3a	Dave Lapham	T	Syracuse	61
3b	Evan Jolitz	LB	Cincinnati	73
4a	Mike Boryla	QB	Stanford	87
4b	Daryl White	G	Nebraska	98
4c	Richard Williams	WR	Abilene Christian	103
5a	Haskel Stanback	RB	Tennessee	114
5b	Richard Bishop	DT	Louisville	127
6a	Robin Sinclair	DB	Washington State	152
6b	William Bryant	DB	Grambling	153
7	Ken Sawyer	DB	Syracuse	177
8	John McDaniel	WR	Lincoln	202
9	Ed Johnson	DE	Southern Methodist	231
10	Chuck Herd	WR	Penn State	256
11	Ed Kezirian	T	UCLA	281
12	Rudy McClinton	DB	Xavier (Ohio)	306
13	Ted Jorнов	LB	Iowa State	335
14	Mike Phillips	DE	Cornell	360
15	Isaac Jackson	RB	Kansas State	385
16	Daryl Bishop	DB	Kentucky	410
17	Jim Smith	RB	North Carolina Central	439

1975

RD.	PLAYER	POS.	COLLEGE	SEL. #
1	Glenn Cameron	LB	Florida	14
2	Al Kreviss	T	Boston College	39
3a	Gary Burley	DE	Pittsburgh	55
3b	Gary Sheide	QB	Brigham Young	64
3c	Bo Harris	LB	Louisiana State	77
4	Stan Fritts	RB	North Carolina State	97
5a	Pat McNally	P/WR	Harvard	120
5b	Jeff West	P/TE	Cincinnati	122
6a	Tom Shuman	QB	Penn State	142
6b	Rollen Smith	CB	Arkansas	145
7	Chris Devlin	LB	Penn State	170
8	Ricky Davis	S	Alabama	195
9a	Greg Dubinetz	G	Yale	220
9b	Lofell Williams	WR/RB	Virginia Union	227
10	Rockey Felker	QB	Mississippi State	245
11	Marvin Cobb	CB	Southern California	276
12	Jack Novak	TE	Wisconsin	301
13	Ron Rosenberg	LB	Montana	326
14	Frank Haywood	DT	North Carolina State	351
15	Greg Enright	PK	Southern Oregon	376
16	John Tuttle	WR	Kansas State	401
17	Elvin Charity	CB	Yale	432

1976

RD.	PLAYER	POS.	COLLEGE	SEL. #
1a	Billy Brooks	WR	Oklahoma	11
1b	Archie Griffin	RB	Ohio State	24
2a	Glenn Bujnoch	G	Texas A&M	38
2b	Chris Bahr	PK	Penn State	51
3a	Danny Reece	DB	Southern California	69
3b	Reggie Williams	LB	Dartmouth	82
4a	Tom Davis	RB	Nebraska	106
4b	Greg Fairchild	T/G	Tulsa	116
5a	Willie Shelby	DB/WR	Alabama	138
5b	Scott Perry	DB	Williams	147
6	Orlando Nelson	TE	Utah State	176
7a	Bob Bateman	QB	Brown	187
7b	Pete Rome	DB	Miami (Ohio)	192
7c	Ken Kuhn	LB	Ohio State	205
8	Ron Hunt	T	Oregon	232
9	Lonnie Allgood	WR	Syracuse	259
10	Tom Klaban	K	Ohio State	287
11	Melvin Morgan	DB	Mississippi Valley State	314
12	Joe Dale Harris	WR	Alabama	340
13	Randy Walker	RB	Miami (Ohio)	371
14	Greg Coleman	P/PK	Florida A&M	398
15	Lynn Hieber	QB	Indiana (Pa.)	425
16	George Demopoulos	C	Miami (Fla.)	455
17	Scott Dannelley	T/G	Ohio State	482

1977

RD.	PLAYER	POS.	COLLEGE	SEL. #
1a	Eddie Edwards	DT	Miami (Fla.)	3
1b	Wilson Whitley	DT	Houston	8
1c	Mike Cobb	TE	Michigan State	22
2	Pete Johnson	RB	Ohio State	49
3	Mike Voight	RB	North Carolina	76
4a	Rick Walker	TE	UCLA	85
4b	Mike Wilson	T	Georgia	103
4c	Jerry Anderson	CB	Oklahoma	105
5	Ray Phillips	LB	Nebraska	133
6	Tom Duniven	QB	Texas Tech	160
7a	Louis Breedon	DB	North Carolina Central	187
7b	Jim Corbett	TE	Pittsburgh	194
8	Jose Saint-Victor	G	Syracuse	214
9	Willie Zachary	WR	Central State (Ohio)	245
10	Bob Bialik	P	Hillsdale (Mich.)	272
11a	Joel Parrish	G	Georgia	292
11b	Carl Allen	DB	Southern Mississippi	299
12	Alex Percival	WR	Morehouse (Ga.)	326

1978

RD.	PLAYER	POS.	COLLEGE	SEL. #
1a	Ross Browner	DL	Notre Dame	8
1b	Blair Bush	C	Washington	16
2a	Ray Griffin	CB	Ohio State	35
2b	Deacon Turner	RB	San Diego State	45
3a	Ted Vincent	DT	Wichita State	72
3b	Don Bass	WR	Houston	83
4	Dennis Law	WR	East Tennessee State	99
5a	Tom Dinkel	LB	Kansas	126
5b	Rob Hertel	QB	Southern California	131
6	Steve Geise	RB	Penn State	155
7a	Joe Branson	S	Livingstone (N.C.)	182
7b	Danny Bass	T	Elon (N.C.)	193
8	Bill Miller	T	Western Illinois	211
9	Ron Shuman	LB	Wichita State	238
10	Tom DePaso	LB	Penn State	267
11a	Calvin Prince	RB	Louisville	293
11b	Mark Donahue	G	Michigan	294
12	Kim Featsent	WR	Kent State	323

1979

RD.	PLAYER	POS.	COLLEGE	SEL. #
1a	Jack Thompson	QB	Washington State	3
1b	Charles Alexander	RB	Louisiana State	12
2	Dan Ross	TE	Northeastern	30
3	Barney Cotton	G	Nebraska	59
4a	James White	DT	Albany State	84
4b	Vaughn Lusby	CB	Arkansas	91
5	Casey Merrill	DE	Cal-Davis	113
6	Steve Kreider	WR	Lehigh	139
7	Max Montoya	T	UCLA	168
8	Howie Kurnick	LB	Cincinnati	194
9	Scott Burk	S	Oklahoma State	223
10	Nathan Poole	RB	Louisville	250
11	Ken Bungarda	DE	Missouri	278
12	Jim Browner	S	Notre Dame	304

1980

RD.	PLAYER	POS.	COLLEGE	SEL. #
1	Anthony Munoz	T	Southern California	3
2	Kirby Criswell	LB	Kansas	31
3	Rod Horn	DE	Nebraska	59
4	Bill Glass	G	Baylor	86
5	Bryan Hicks	S	McNeese State	113
6a	Jo Jo Heath	KR/DB	Pittsburgh	141
6b	Andrew Melontree	LB	Baylor	159
7a	Ron Simpkins	LB	Michigan	167
7b	Gary Don Johnson	DT	Baylor	168
8	Mark Lyles	RB	Florida State	196
9	Greg Bright	S	Morehead State	224
10	Sandro Vitiello	K	Massachusetts	252
11	Alton Alexis	WR	Tulane	281
12	Mike Wright	QB	Vanderbilt	308

1981

RD.	PLAYER	POS.	COLLEGE	SEL. #
1	David Verser	WR	Kansas	10
2	Cris Collinsworth	WR	Florida	37
3	John Simmons	CB	Southern Methodist	64
4	Guy Frazier	LB	Wyoming	93
5	Benjie Pryor	TE	Pittsburgh	120
6	Rex Robinson	PK	Georgia	146
7	Jeff Schuh	LB	Minnesota	176
8	Bobby Kemp	S	Cal State-Fullerton	202
9a	Jim Hannula	OL	Northern Illinois	229
9b	Samoa Samoa	RB	Washington State	230
10	Hubert Simpson	RB	Tennessee	258
11	Robert Jackson	S	Central Michigan	285
12	Mark O'Connell	QB/K	Ball State	312

1982

RD.	PLAYER	POS.	COLLEGE	SEL. #
1	Glen Collins	DE	Mississippi State	26
2	Emanuel Weaver	NT	South Carolina	54
3	Rodney Holman	TE	Tulane	82
4	Rodney Tate	RB	Texas	110
5	Paul Sorensen	DB	Washington State	138
6	Arthur King	NT	Grambling	166
7	Ben Needham	LB	Michigan	194
8	Kari Yli-Renko		Cincinnati	222
9	James Bennett	WR	Northwestern State (La.)	250
10	Larry Hogue	CB	Utah State	278
11	Russell Davis	RB	Idaho	305
12	Dan Feraday	QB	Toronto	333

1983

RD.	PLAYER	POS.	COLLEGE	SEL. #
1	Dave Rimington	C	Nebraska	25
2	Ray Horton	CB	Washington	53
3	Jimmy Turner	CB	UCLA	81
4	Steve Maidlow	CB	Michigan State	109
5	Jeff Christensen	LB	Eastern Illinois	137
6a	Kiki DeAyala	LB	Texas	152
6b	Larry Kinnebrew	RB	Tennessee State	165
7	James Griffin	S	Middle Tennessee State	193
8	Mike Martin	WR	Illinois	221
9	Stanley Wilson	RB	Oklahoma	248
10	Tim Krumrie	NT	Wisconsin	276
11	Gary Williams	WR	Ohio State	304
12	Andre Young	LB	Bowling Green	332

1984

Cincinnati traded No. 1 selection to New England for the Nos. 16 & 28 picks. Cincinnati had obtained the No. 1 pick from a 1983 trade of QB Jack Thompson to Tampa Bay.

RD.	PLAYER	POS.	COLLEGE	SEL. #
1a	Ricky Hunley	LB	Arizona	7
1b	Pete Koch	DE	Maryland	16
1c	Brian Blados	OL	North Carolina	28
2	Boomer Esiason	QB	Maryland	38
3	Stanford Jennings	RB	Furman	65
4	John Farley	RB	Cal State-Sacramento	92
5	Barney Bussey	DB	South Carolina State	119
6	Don Kern	TE	Arizona State	150
7	Leo Barker	LB	New Mexico State	177
8	Bruce Reimers	T	Iowa State	204
9	Bruce Kozerski	OL	Holy Cross	231
10a	Aaron Jackson	LB	North Carolina	262
10b	Brent Ziegler	RB	Syracuse	265
11	Steve McKeaver	RB	Central State (Okla.)	289
12	Steve Racquet	LB	Holy Cross	316

1985

RD.	PLAYER	POS.	COLLEGE	SEL. #
1a	Eddie Brown	WR	Miami (Fla.)	13
1b	Emanuel King	LB	Alabama	25
2	Carl Zander	LB	Tennessee	43
3	Sean Thomas	CB	TCU	70
4	Anthony Tuggle	CB	Nicholls State	97
5a	Tony Degrade	NT	Texas	127
5b	Lee Davis	CB	Mississippi	129
6a	Eric Stokes	T	Northeastern	148
6b	Keith Lester	TE	Murray State	154
7a	Kim Locklin	RB	New Mexico State	172
7b	Joe Walter	T	Texas Tech	181
8	Dave Strobel	LB	Iowa	211
9	Keith Cruise	DE	Northwestern	238
10	Bernard King	LB	Syracuse	265
11	Harold Stanfield	TE	Mississippi College	296
12	Louis Garza	T	New Mexico State	322

1986

RD.	PLAYER	POS.	COLLEGE	SEL. #
1a	Joe Kelly	LB	Washington	11
1b	Tim McGee	WR	Tennessee	21
2	Lewis Billups	CB	North Alabama	38
3a	Jim Skow	DE	Nebraska	58
3b	Mike Hammerstein	DE	Michigan	65
3c	David Fulcher	S	Arizona State	78
4a	Eric Kaltus	TE	Michigan	91
4b	Doug Gaynor	QB	Cal State-Long Beach	99
5	Leon White	LB	Brigham Young	123
6	Gary Hunt	CB	Memphis State	152
7	Pat Franklin	RB	Southwest Texas State	177
8	David Douglas	T	Tennessee	204
9	Gary Whittingham	LB	Brigham Young	230
10	Jeff Shaw	NT	Salem College	262
11a	Tim Stone	T	Kansas State	289
11b	Tom Flaherty	LB	Northwestern	294
12	Steve Bradley	QB	Indiana	316

1987

RD.	PLAYER	POS.	COLLEGE	SEL. #
1	Jason Buck	DE	Brigham Young	17
2	Eric Thomas	CB	Tulane	49
3a	Leonard Bell	FS	Indiana	76
3b	Skip McClendon	DE	Arizona State	77
4	Jim Riggs	TE	Clemson	103
5a	Marc Logan	RB	Kentucky	130
5b	Greg Horne	P/PK	Arkansas	139
6	Sonny Gordon	FS	Ohio State	157
7	Chris Thatcher	G/C	Lafayette	188
8	Solomon Wilcots	CB	Colorado	215
9	Craig Raddatz	LB	Wconsin	242
10	David McCluskey	RB	Georgia	269
11	Jim Warne	T	Arizona State	296
12	John Holifield	RB	West Virginia	328

1988

RD.	PLAYER	POS.	COLLEGE	SEL. #
1	Rickey Dixon	CB	Oklahoma	5
2	Elbert "Ickey" Woods	RB	Nevada-Las Vegas	31
3	Kevin Walker	LB	Maryland	57
4	David Grant	NT	West Virginia	84
5	Herb Wester	T	Iowa	114
6	Paul Jetton	OL	Texas	141
7	Rich Romer	LB	Union (N.Y.)	168
8	Curtis Maxey	NT	Grambling	195
9	Brandy Wells	DB	Notre Dame	226
10	Ellis Dillahunt	DB	East Carolina	253
11	Paul Hickert	K	Murray State	280
12	Carl Parker	WR	Vanderbilt	307

1989

Cincinnati traded the No. 27 selection to Atlanta for the Nos. 35, 89 & 256 picks.

RD.	PLAYER	POS.	COLLEGE	SEL. #
1	None			
2a	Eric Ball	RB	UCLA	35
2b	Freddie Childress	G	Arkansas	55
3	Erik Wilhelm	QB	Oregon State	83
4a	Kerry Owens	LB	Arkansas	89
4b	Rob Woods	T	Arizona	111
5	Natu Tuatagaloa	NT	California	138
6	Craig Taylor	RB	West Virginia	166
7	Kendal Smith	WR	Utah State	194
8	Chris Chenaault	LB	Kentucky	222
9	Richard Stephens	T	Tulsa	250
10a	Cornell Holloway	CB	Pittsburgh	256
10b	Bob Jean	QB	New Hampshire	278
11	Dana Wells	NT	Arizona	306
12	Scott Jones	T	Washington	334

1990

RD.	PLAYER	POS.	COLLEGE	SEL. #
1	James Francis	LB	Baylor	12
2	Harold Green	RB	South Carolina	38
3	Bernard Clark	LB	Miami (Fla.)	65
4	Mike Brennan	T	Notre Dame	91
5	Lynn James	WR	Arizona State	122
6	Don Odegard	CB	Nevada-Las Vegas	150
7	Craig Ogletree	LB	Auburn	177
8	Doug Wellsandt	TE	Washington State	204
9	Mitchell Price	CB	Tulane	234
10	Eric Crigler	T	Murray State	261
11	Tim O'Connor	T	Virginia	288
12	Andre Riley	WR	Washington	314

1991

RD.	PLAYER	POS.	COLLEGE	SEL. #
1	Alfred Williams	LB	Colorado	18
2	Lamar Rogers	DE	Auburn	52
3	Bob Dahl	DE	Notre Dame	72
4a	Donald Hollas	QB	Rice	99
4b	Rob Carpenter	WR	Syracuse	109
5	Mike Arthur	C	Texas A&M	130
6	Richard Fain	CB	Florida	157
7	Fernandus Vinson	S	North Carolina State	184
8	Mike Dingle	RB	South Carolina	211
9	Shane Garrett	WR	Texas A&M	241
10	Jim Lavin	G/T	Georgia Tech	263
11	Chris Smith	TE	Brigham Young	295
12	Antoine Bennett	CB	Florida A&M	322

1992

Cincinnati traded the No. 5 selection to Washington for the No. 6 & No. 28 picks.

RD.	PLAYER	POS.	COLLEGE	SEL. #
1a	David Klingler	QB	Houston	6
1b	Darryl Williams	S	Miami (Fla.)	28
2	Carl Pickens	WR	Tennessee	31
3	Leonard Wheeler	CB	Troy State	84
4	Ricardo McDonald	LB	Pittsburgh	88
5	Craig Thompson	TE	North Carolina A&T	115
6	Chris Burns	DE	Middle Tennessee State	142
7	Lance Olberding	T	Iowa	172
8	Roosevelt Nix	DE	Central State (Ohio)	199
9	Ostell Miles	RB	Houston	226
10	Horace Smith	CB	Oregon Tech	256
11	John Earle	OL	Western Illinois	283
12	Eric Shaw	LB	Louisiana Tech	310

1993

RD.	PLAYER	POS.	COLLEGE	SEL. #
1	John Copeland	DE	Alabama	5
2	Tony McGee	TE	Michigan	37
3a	Steve Tovar	LB	Ohio State	59
3b	Ty Parten	DT	Arizona	63
4	Marcello Simmons	CB	Southern Methodist	90
5	Forey Duckett	CB	Nevada-Reno	117
6	Tom Scott	T	East Carolina	148
7	Lance Gunn	S	Texas	175
8	Doug Pelfrey	K	Kentucky	202

1994

RD.	PLAYER	POS.	COLLEGE	SEL. #
1	Dan Wilkinson	DT	Ohio State	1
2	Darnay Scott	WR	San Diego State	30
3a	Jeff Cothran	FB	Ohio State	66
3b	Steve Shine	LB	Northwestern	86
4	Corey Sawyer	CB	Florida State	104
5	Trent Pollard	T	Eastern Washington	132
6a	Kimo von Oelhoffen	DT	Boise State	162
6b	Jerry Reynolds	T	Nevada-Las Vegas	184
7	Ramondo Stallings	DE	San Diego State	195

1995

Cincinnati traded the No. 5 & No. 36 selections to Carolina for the No. 1 pick.

RD.	PLAYER	POS.	COLLEGE	SEL. #
1	Ki-Jana Carter	RB	Penn State	1
2	None			
3	Melvin Tuten	T	Syracuse	69
4	Sam Shade	S	Alabama	102
5	David Dunn	WR	Fresno State	139
6	Ryan Grigson	T	Purdue	175
7	John Walsh	QB	Brigham Young	213

1996

RD.	PLAYER	POS.	COLLEGE	SEL. #
1	Willie Anderson	T	Auburn	10
2	Marco Battaglia	TE	Rutgers	39
3	Ken Blackman	G/T	Illinois	69
4	Jevon Langford	DE	Oklahoma State	108
5	Greg Myers	S	Colorado State	144
6	Tom Tumulty	LB	Pittsburgh	178
7	Rod Jones	G/T	Kansas	219

1997

RD.	PLAYER	POS.	COLLEGE	SEL. #
1	Reinard Wilson	LB	Florida State	14
2	Corey Dillon	RB	Washington	43
3	Rod Payne	C	Michigan	76
4	Tremain Mack	S	Miami (Fla.)	111
5	Andre Purvis	NT	North Carolina	144
6	Canute Curtis	LB	West Virginia	176
7	William Carr	NT	Michigan	217

1998

Cincinnati traded DE Dan Wilkinson to Washington for the No. 17 & No. 78 picks, and traded the No. 135 pick to Indianapolis for QB Paul Justin.

RD.	PLAYER	POS.	COLLEGE	SEL. #
1a	Takeo Spikes	LB	Auburn	13
1b	Brian Simmons	LB	North Carolina	17
2	Artrell Hawkins	CB	Cincinnati	43
3a	Steve Foley	LB	Northeast Louisiana	75
3b	Mike Goff	G	Iowa	78
4	Glen Steele	DL	Michigan	105
5	None			
6	Jason Tucker	WR	TCU	167
7a	Marcus Parker	FB	Virginia Tech	202
7b	Damian Vaughn	TE	Miami (Ohio)	222

1999

RD.	PLAYER	POS.	COLLEGE	SEL. #
1	Akili Smith	QB	Oregon	3
2	Charles Fisher	CB	West Virginia	33
3	Cory Hall	S	Fresno State	65
4	Craig Yeast	WR	Kentucky	98
5	Nick Williams	FB	Miami (Fla.)	135
6	Kelly Gregg	NT	Oklahoma	173
7a	Tony Coats	G	Washington	209
7b	Scott Covington	QB	Miami (Fla.)	245
7c	Donald Broomfield	DE	Clemson	249

2000

RD.	PLAYER	POS.	COLLEGE	SEL. #
1	Peter Warrick	WR	Florida State	4
2	Mark Roman	CB	Louisiana State	34
3	Ron Dugans	WR	Florida State	66
4	Curtis Keaton	HB	James Madison	97
5	Robert Bean	CB	Mississippi State	133
6	Neil Rackers	K	Illinois	169
7	Brad St. Louis	TE-LS	SW Missouri State	210

2001

RD.	PLAYER	POS.	COLLEGE	SEL. #
1	Justin Smith	DE	Missouri	4
2	Chad Johnson	WR	Oregon State	36
3	Sean Brewer	TE	San Jose State	66
4	Rudi Johnson	HB	Auburn	100
5	Victor Leyva	G	Arizona State	135
6	Riall Johnson	LB	Stanford	168
7	T.J. Houshmandzadeh	WR	Oregon State	204

2002

RD.	PLAYER	POS.	COLLEGE	SEL. #
1	Levi Jones	OT	Arizona State	10
2	Lamont Thompson	FS	Washington State	41
3	Matt Schobel	TE	TCU	67
4	Travis Dorsch	K-P	Purdue	109
5	None			
6	Marquand Manuel	FS	Florida	181
7	Joey Evans	DE	North Carolina	219

2003

RD.	PLAYER	POS.	COLLEGE	SEL. #
1	Carson Palmer	QB	Southern California	1
2	Eric Steinbach	G	Iowa	33
3	Kelley Washington	WR	Tennessee	65
4a	Dennis Weathersby	CB	Oregon State	98
4b	Jeremi Johnson	FB	Western Kentucky	118
5	Khalid Abdullah	OLB	Mars Hill	136
6	Langston Moore	DT	South Carolina	174
7a	Scott Koolstra	OT	North Carolina State	215
7b	Elton Patterson	DE	Central Florida	259

2004

Cincinnati traded the No. 17 pick to Denver for CB Deltha O'Neal and the No. 24 and No. 117 selections; Cincinnati later traded the No. 24 pick to St. Louis for the No. 26 and No. 123 choices. Cincinnati also traded HB Corey Dillon to New England for the No. 56 pick.

RD.	PLAYER	POS.	COLLEGE	SEL. #
1	Chris Perry	HB	Michigan	26
2a	Keiwan Ratliff	CB	Florida	49
2b	Madieu Williams	FS	Maryland	56
3a	Caleb Miller	MLB	Arkansas	80
3b	Landon Johnson	OLB	Purdue	96
4a	Matthias Askew	DT	Michigan State	114
4b	Robert Geathers	DE	Georgia	117
4c	Stacy Andrews	OT	Mississippi	123
5	Maurice Mann	WR	Nevada	149
6	Greg Brooks	CB	Southern Mississippi	183
7	Casey Bramlet	QB	Wyoming	218

THE LONGEST SHOTS

The latest-drafted player ever to make the Bengals roster for a regular-season game was K-P **Dave Green** of Ohio University. Green was the 418th selection in the 1972 draft, taken in the 17th round. He didn't make the roster in 1972, and had a brief stint (no games played) with Houston in '73 before being re-acquired by Cincinnati. Green played for the Bengals from 1974-75, scoring 70 points and averaging 40.1 yards on 134 punts. He was acquired by Tampa Bay in 1976, and stayed in the NFL through '79.

The latest-drafted player ever to make the Bengals roster in the same season of his selection was LB **Larry Ely** of Iowa. Ely was the 397th selection in 1970, a 16th-round pick. He played for Cincinnati in 1970 and '71.

BENGALS ALUMNI LIST 1968-2003

SCHOOL	PLAYERS	SCHOOL	PLAYERS	SCHOOL	PLAYERS	SCHOOL	PLAYERS
Abilene Christian	2	Holy Cross	2	Morgan State	1	Southern Mississippi	1
Alabama	8	Houston	8	Morris Brown	1	Southern Univ.	1
Alabama A&M	1	Howard Payne	1	Nebraska	7	Southwest Missouri State ..	1
Albany State (Ga.)	1	Idaho	2	Nevada-Las Vegas	1	Southwest Texas State	2
Alcorn State (Alcorn A&M) ..	1	Illinois	8	Nevada-Reno	2	Stanford	6
Appalachian State	1	Indiana	6	New Mexico State	2	Stephen F. Austin	1
Arizona	5	Iowa	6	New York Tech	1	Syracuse	6
Arizona State	13	Iowa State	3	North Alabama	2	TCU	5
Arkansas	3	Jackson State	2	North Carolina	6	Taylor	1
Arkansas A.M.&N.	2	Jacksonville State	1	North Carolina A&T	4	Temple	2
Arkansas State	3	James Madison	1	North Carolina Central	1	Tennessee	10
Army	1	Johnson C. Smith	1	North Carolina State	5	Tennessee State	8
Auburn	11	Kansas	7	North Dakota	1	Texas	6
Augustana (Ill.)	1	Kansas State	4	North Dakota State	1	Texas A&I	1
Augustana (S.D.)	2	Kent State	1	Northeast Louisiana	2	Texas A&M	7
Ball State	3	Kentucky	5	Northeast Missouri State ..	1	Texas Southern	1
Baylor	3	Lamar	1	Northeastern	1	Texas Tech	2
Bethune-Cookman	2	Lane College	1	Northern Illinois	2	Toledo	3
Boise State	3	Langston	1	Northern Iowa	1	Troy State	1
Boston College	6	Lehigh	2	Northern Michigan	1	Tufts	1
Boston Univ.	2	Liberty	1	Northwestern	2	Tulane	4
Bowling Green	3	Lincoln	2	Northwestern Oklahoma ...	1	Tulsa	2
Brigham Young	6	Los Angeles State	2	Northwestern State (La.) ..	3	UCLA	8
Buffalo	1	Louisiana State	7	Notre Dame	9	Union (N.Y.)	1
California	5	Louisiana Tech	2	Ohio State	18	United States Int'l	2
Cal State-Fullerton	2	Louisville	7	Ohio Univ.	2	Utah	6
Cal State-Long Beach	2	Maine	2	Ohio Wesleyan	1	Utah State	1
Cal State-Sacramento	1	Mankato State	1	Oklahoma	6	Vanderbilt	2
Cameron	1	Mars Hill	1	Oklahoma State	5	Virginia	2
Carroll College	1	Marshall	4	Oregon	6	Virginia Tech	3
Carson-Newman	1	Maryland	5	Oregon State	8	Virginia Union	2
Catawba	1	Massachusetts	2	Pacific	2	Wake Forest	2
Central Florida	1	McGill (Canada)	1	Penn State	12	Washington	6
Central Michigan	4	McMurry	1	Pittsburg State	1	Washington State	9
Central State (Ohio)	1	McNeese State	2	Pittsburgh	9	West Chester	1
Central State (Okla.)	1	Memphis	3	Portland State	1	West Virginia	12
Central Washington	1	Miami (Fla.)	10	Princeton	1	Western Carolina	1
Chico State	1	Miami (Ohio)	9	Purdue	3	Western Illinois	2
Cincinnati	11	Michigan	9	Rice	1	Western Kentucky	2
Clemson	3	Michigan State	7	Richmond	1	Western Michigan	1
Colorado	9	Michigan Tech	1	Rutgers	1	Wichita State	2
Colorado State	3	Middle Tennessee State ..	1	Samford	1	Williams	1
Dartmouth	1	Miles College	1	Sam Houston State	1	Winston Salem-State	1
Davidson	1	Millikin	1	San Diego State	7	Wisconsin	4
Dayton	1	Minnesota	4	San Jose State	5	Wisconsin-LaCrosse	1
Duke	2	Mississippi	3	South Carolina	7	Wooster	1
Earlham College	1	Mississippi State	4	South Carolina State	2	Wyoming	1
East Carolina	3	Mississippi Valley State ..	3	South Dakota	1	Xavier (Ohio)	1
East Tennessee State	1	Missouri	2	Southern Arkansas	2	Yale	1
Eastern Illinois	1	Montana	2	Southern California	8	No college	2
Eastern Kentucky	1	Montana State	1	Southern Illinois	1		
Eastern Michigan	3	Morehead State	3	Southern Methodist	5		
Eastern Washington	2						
Evansville	1						
Findlay	2						
Fisk	1						
Florida	13						
Florida A&M	4						
Florida State	4						
Fresno State	6						
Frostburg State	1						
Furman	2						
Georgia	4						
Grambling	6						
Hampton (Va.)	1						
Harvard	1						
Hawaii	1						

BENGALS TAP THE BUCKEYE PIPELINE

Ohio State is the top supplier of college talent to the Bengals, with 18 former Buckeyes having qualified for the team's official all-time roster.

The list is headlined by former Pro Bowl FB **Pete Johnson** (1977-83), the No. 3 rusher in Bengals history, as well as by RB **Archie Griffin** (1976-83), CB **Ray Griffin** (1978-84), OT **Rufus Mayes** (1970-78) and DT **Dan Wilkinson** (1994-97).

Arizona State and Florida are tied for second with 13 Bengals alumni each. Tied for fourth at 12 are Penn State and West Virginia. The University of Cincinnati has 11 players on the list, tied for sixth place with Auburn.

BENGALS ALL-TIME ROSTER

To be eligible for the all-time roster, a player must have been in uniform for at least one regular season or postseason game, or spent a minimum of four games on the roster (including inactive status) or on the IR, NFL or PUP lists. The Practice Squad and/or Left Squad lists do not qualify.

NO.	NAME	POS.	YRS.	COLLEGE
A				
53	Abdullah, Khalid	LB	'03	Mars Hill
52	Adams, Doug	LB	'71-74	Ohio State
40	Alexander, Charles	HB-FB	'79-85	Louisiana State
82	Alexis, Alton	WR	'80	Tulane
33	Ambrose, Ashley	CB	'96-98	Miss. Valley St.
89	Amsler, Martin	DE	'70	Evansville
31	Anderson, Jerry	S	'77	Oklahoma
14	Anderson, Ken	QB	'71-86	Augustana (Ill.)
71	Anderson, Willie	OT	'96-03	Auburn
78	Archer, Dan	OT	'68	Oregon
33	Armour, JoJuan	S-LB	'99-02	Miami (Ohio)
61	Arsonon, Doug	G	'87	San Diego State
65	Arthur, Mike	C	'91-92	Texas A&M
51	Avery, Ken	LB	'69-74	So. Mississippi

B				
85	Baccaglio, Martin	DE	'68-70	San Jose State
79	Bacon, Coy	DE	'76-77	Jackson State
10	Bahr, Chris	K	'76-79	Penn State
18	Bailey, Thomas	WR	'95	Auburn
42	Ball, Eric	FB-KR	'89-94	UCLA
38	Banks, Estes	RB	'68	Colorado
90	Bankston, Michael	DE	'98-00	Sam Houston State
35	Barber, Chris	S	'87-89	North Carolina A&T
86	Barber, Mike	WR	'90-92	Marshall
53	Barker, Leo	LB	'84-91	New Mexico State
38	Barndt, Tom	DT	'00	Pittsburgh
38,35	Basnight, Michael	RB	'99-00	North Carolina A&T
84	Bass, Don	WR-TE	'78-81	Houston
89	Battaglia, Marco	TE	'96-01	Rutgers
31	Battle, Ralph	DB	'84	Jacksonville State
23,49	Bean, Robert	CB	'00-01	Mississippi State
58	Beauchamp, Al	LB	'68-75	Southern U.
45	Beckett, Rogers	S	'03	Marshall
26	Bell, Leonard	S	'87	Indiana
40	Bell, Myron	S	'98-99	Michigan State
21	Benjamin, Ryan	RB	'93	Pacific
35	Bennett, Antoine	CB	'91-92	Florida A&M
16	Bennett, Ben	QB	'87	Duke
36	Bennett, Brandon	RB-KR	'98-03	South Carolina
57	Bentley, Ray	LB	'92	Central Michigan
66	Bergey, Bill	LB	'69-73	Arkansas State
82	Berry, Royce	DE	'69-75	Houston
79	Berthussen, Bill	DE	'87	Iowa State
21	Bieniemy, Eric	RB-KR	'95-98	Colorado
24	Billups, Lewis	CB	'86-91	North Alabama
66	Blackman, Ken	G	'96-99	Illinois
37	Blackmon, Roosevelt	CB	'98-99	Morris Brown
29	Blackwood, Lyle	S	'73-75	TCU
74	Blados, Brian	G-OT	'84-91	North Carolina
45	Blair, Michael	FB	'98	Ball State
8	Blake, Jeff	QB	'94-99	East Carolina
6	Booker, Vaughn	DE	'00-02	Cincinnati
32	Borders, Nate	S	'87	Indiana
61	Boyarsky, Jerry	NT	'82-85	Pittsburgh
85	Boyd, LaVell	WR	'00	Louisville
85	Brabham, Dan	LB	'68	Arkansas
60	Bradley, Chuck	OT	'73	Kentucky
55	Brady, Ed	LB-LS	'86-91	Illinois
74	Braham, Rich	G-C	'94-03	West Virginia
58	Braxton, David	LB	'94	Wake Forest
3,10	Breech, Jim	K	'80-92	California
34	Breeden, Louis	CB	'78-87	N. Carolina Central
18	Breen, Adrian	QB	'87	Morehead State
83	Brennan, Brian	WR	'92	Boston College
60	Brennan, Mike	OT	'90-91	Notre Dame
88	Brewer, Sean	TE	'01-02	San Jose State
10	Brice, Will	P	'99	Virginia
47	Bright, Greg	S	'80-81	Morehead State

NO.	NAME	POS.	YRS.	COLLEGE
65	Brilz, Darrick	C	'94-98	Oregon State
43	Brim, Mike	CB	'93-95	Virginia Union
82	Brooks, Billy	WR	'76-79	Oklahoma
21	Brooks, James	RB	'84-91	Auburn
33	Broussard, Steve	RB	'94	Washington State
75	Brown, Anthony	OT-G	'95-98	Utah
78	Brown, Bob	DT	'75-76	Arkansas A.M.&N
81	Brown, Eddie	WR	'85-91	Miami (Fla.)
86	Brown, Ken	WR	'87	Southern Arkansas
80	Brown, Tom	WR	'87	Augustana (S.D.)
21	Browner, Jim	S	'79-80	Notre Dame
79	Browner, Ross	DE	'78-86	Notre Dame
72	Brumfield, Scott	G	'93-97	Brigham Young
62	Buchanan, Tim	LB	'69	Hawaii
99	Buck, Jason	DE	'87-90	Brigham Young
96	Buckner, Brentson	NT	'97	Clemson
89	Buie, Drew	WR	'72	Catawba
74	Bujnoch, Glenn	G	'76-82	Texas A&M
55	Buncum, Frank	LB	'68	Southern California
28	Burr, Scott	S	'79	Oklahoma State
67	Burley, Gary	DE	'75-83	Pittsburgh
38	Burns, Jason	RB	'95	Wisconsin
21	Burris, Jeff	CB	'02-03	Notre Dame
58	Bush, Blair	C	'78-82	Washington
88	Bush, Steve	TE-FB-LS	'97-00	Arizona State
27	Bussey, Barney	S	'86-92	South Carolina St.

C				
68	Cadigan, Dave	G	'94	Southern California
50	Cameron, Glenn	LB	'75-85	Florida
64	Canale, Justin	G	'69	Mississippi State
34	Carey, Richard	CB-PR	'89	Idaho
70	Carpenter, Ron	DT-DE	'70-76	North Carolina St.
32	Carpenter, Ron	S	'93	Miami (Ohio)
86	Carroll, Wesley	WR	'93	Miami (Fla.)
45	Carter, Carl	CB	'90	Texas Tech
42	Carter, Chris	S	'00-01	Texas
32	Carter, Ki-Jana	RB	'95-99	Penn State
21	Carter, Tom	CB	'99-01	Notre Dame
11	Carter, Virgil	QB	'70-73	Brigham Young
37	Casanova, Tommy	S-KR	'72-77	Louisiana State
56	Catchings, Toney	LB	'87	Cincinnati
55	Chamberlin, Frank	LB	'03	Boston College
81	Chandler, Arlin	TE	'73-74	Oklahoma
24	Chapman, Clarence	CB	'80-81	Eastern Michigan
91	Chevrier, Randy	LS	'01	McGill (Canada)
79	Chomyszak, Steve	DT-DE	'68-73	Syracuse
11	Christensen, Jeff	QB	'83	Eastern Illinois
57	Clark, Bernard	LB	'90-91	Miami (Fla.)
42,35	Clark, Boobie	FB	'73-78	Bethune-Cookman
11	Clark, Bryan	QB	'84	Michigan State
21	Clark, Rico	CB	'99	Louisville
11	Clark, Wayne	QB	'74	U.S. International
—	Clayton, Alonzo	WR	'98	Northern Iowa
92	Clemons, Duane	DE	'03	California
61	Coats, Tony	G	'99	Washington
24	Cobb, Marvin	S	'75-79	Southern California
89	Cobb, Mike	TE	'77	Michigan State
23	Coleman, Al	S	'69-71	Tennessee State
60	Coleman, Reggie	OT	'02	Tennessee
55	Collins, Andre	LB	'95-97	Penn State
90	Collins, Gerald	LB	'95	Vanderbilt
76	Collins, Glen	DE	'82-85	Mississippi State
80	Collinsworth, Cris	WR	'81-88	Florida
38	Conley, Steve	RB	'72	Kansas
12	Cook, Greg	QB	'69-74	Cincinnati
92	Copeland, John	DE-DT	'93-00	Alabama
81	Corbett, Jim	TE	'77-80	Pittsburgh
76	Cornish, Frank	DT	'70	Grambling
88	Costel, Bruce	TE	'69-76	Pacific
6	Costello, Brad	P	'98-99	Boston U.
46,29	Cottrill, Jeff	FB	'94-96	Ohio State
70	Cotton, Barney	G	'79	Nebraska
52	Cousino, Brad	LB	'75	Miami (Ohio)
4	Covington, Scott	QB	'99-01	Miami (Fla.)
10	Crabtree, Eric	WR	'69-71	Pittsburgh

NO.	NAME	POS.	YRS.	COLLEGE
34	Craig, Neal	S	'71-73	Fisk
72	Cupp, Keith	OT	87	Findlay
98	Curtis, Canute	LB	'97-02	West Virginia
85	Curtis, Isaac	WR	73-84	San Diego State
— D —				
96	Davidson, Kenny	DE	'96	Louisiana State
26	Davis, Charlie	RB-KR	'74-75*	Colorado
—	Davis, Joel	G	'97*	Army
31	Davis, Lee	CB	'85	Mississippi
21	Davis, Oliver	S	'81-82	Tennessee State
27	Davis, Ricky	S	'75	Alabama
35,25	Davis, Tony	RB-KR	'76-78	Nebraska
93	DeAyala, Kiki	LB	'86-87	Texas
85	DeGraffenreid, Allen	WR	'93	Ohio State
50	DeLeone, Tom	G-C	'72-73	Ohio State
73	DeMarco, Brian	G	'99	Michigan State
63	Dennis, Guy	G	'69-72	Florida
74	Dennis, Mark	OT	'94	Illinois
56	DePaso, Tom	LB	'78	Penn State
51	Devlin, Chris	LB	'75-78*	Penn State
34	Dillahunt, Ellis	S	'88	East Carolina
28	Dillon, Corey	RB	'97-03	Washington
38	Dingle, Mike	RB	'91-92*	South Carolina
52,51	Dinkel, Tom	LB	'78-83, '85	Kansas
51	Dixon, Gerald	LB	'96-97	South Carolina
29	Dixon, Rickey	DB	'88-92	Oklahoma
66	Donahue, Mark	G	'78-79	Michigan
10	Dorsch, Travis	P-K	'02	Purdue
76	Doughty, Mike	OT	'99-00*	Notre Dame
67	Douglas, David	OT	'86-88	Tennessee
45	Douthard, Ty	RB	'97	Illinois
44	Dressler, Doug	RB	'70-74*	Chico State
41	Duckett, Forey	DB	'94	Nevada-Reno
81	Dugans, Ron	WR	'00-02	Florida State
80	Dunn, David	WR-KR	'95-98	Fresno State
21	Dunn, Paul	RB	'70	U.S. International
29	Durko, Sandy	S	'70-72*	Southern California
27	Dyer, Ken	S	'69-71	Arizona State
— E —				
70	Eaddy, James	NT	'87	New York Tech
87,41	Edmonds, Chris	TE-FB	'02-03	West Virginia
73	Edwards, Eddie	DE-DT	'77-88	Miami (Fla.)
36	Elliott, Lenvil	RB	'73-78	Ne Missouri State
59	Ely, Larry	LB	'70-71	Iowa
52	Elzey, Paul	LB	'68	Toledo
50	Erickson, Bernard	LB	'68	Abilene Christian
17	Ernst, Mike	QB	'73-74	Cal State-Fullerton
7	Esiason, Boomer	QB	'84-92, '97	Maryland
— F —				
31	Fain, Richard	CB	'91	Florida
63	Fairchild, Greg	G	'76-77	Tulsa
33	Farley, John	RB	'84	Cal St.-Sacramento
83	Farmer, Danny	WR	'00-02	UCLA
96	Fears, Willie	DE	'87	Northwestern St. (La.)
44	Fenner, Derrick	FB	'92-94	North Carolina
72	Fest, Howard	G-OT	'68-75	Texas
25	Fisher, Charles	CB	'99-00*	West Virginia
52	Flaherty, Tom	LB	'87	Northwestern
71	Fletcher, John	G	'87	Texas A&I
59	Foley, Steve	LB	'98-02*	Northwest Louisiana
11	Ford, Mike	QB	'82	Southern Methodist
50	Francis, James	LB	'90-98	Baylor
39	Franklin, Pat	RB	'87	Southwest Texas St.
43	Frazier, Curt	CB	'68	Fresno State
49,58	Frazier, Guy	LB	'81-84	Wyoming
12	Frerotte, Gus	QB	'02	Tulsa
97	Frier, Mike	DE	'92-94	Appalachian State
47,83	Frisch, David	TE	'93-94	Colorado State
33	Fritts, Stan	RB	'75-76	North Carolina St.
33	Fulcher, David	S	'86-92	Arizona State
17	Fulhage, Scott	P	'87-88	Kansas State
42	Fuller, Mike	S-PR	'81-82	Auburn

— G —

18	Gallery, Jim	K	'89	Minnesota
48	Garrett, John	WR	'89	Princeton
89	Garrett, Shane	WR-KR	'91-92*	Texas A&M

NO.	NAME	POS.	YRS.	COLLEGE
11	Gaynor, Doug	QB	'86	Cal State-Long Beach
26	Gehrke, Jack	WR	'69	Utah
89	George, Tim	WR	'73	Carson-Newman
48	Gibler, Andy	TE	'83	Missouri
84	Gibson, Damon	WR-KR	'98	Iowa
99	Gibson, Oliver	DT-NT	'99-03	Notre Dame
30	Gillard, Cory	S	'97	Ball State
64	Glass, Bill	G	'80	Baylor
42	Glover, LaVar	CB	'02	Cincinnati
63	Goff, Mike	G-OT-C	'98-03	Iowa
58	Gordon, Alex	LB	'91-93	Cincinnati
33	Graham, Kenny	S	'97	Washington State
41	Graham, Scottie	RB	'70	Ohio State
17	Graham, Shayne	K	'03	Virginia Tech
24	Grant, Alan	CB	'93	Stanford
98	Grant, David	NT	'88-91	West Virginia
91	Granville, Billy	LB	'97-00	Duke
41	Graves, White	S	'68	Louisiana State
41	Green, Dave	P-K	'74-75	Ohio U.
28	Green, Harold	RB	'90-95	South Carolina
45	Griffin, Archie	RB	'76-83*	Ohio State
87	Griffin, Damon	WR-KR	'99-00	Oregon
22	Griffin, James	S	'83-85	Middle Tenn. St.
76	Griffin, Jim	DE	'68	Grambling
44	Griffin, Ray	CB	'78-84	Ohio State
46	Groce, Cliff	FB	'99-00	Texas A&M
28	Guillory, John	DB	'69-70	Stanford
27	Gunn, Lance	S	'93	Texas
89	Gunner, Harry	DE	'68-69	Oregon State
62	Gutierrez, Brock	C-G	'96-02	Central Michigan

— H —

45	Haddix, Wayne	CB	'91	Liberty
35	Haffner, Mike	WR	'71	UCLA
26	Hall, Cory	S	'99-02	Fresno State
88	Hamilton, Lawrence	WR	'03	Stephen F. Austin
71	Hammerstein, Mike	DE-NT	'86-90*	Michigan
66	Hannula, Jim	OT	'83	Northern Illinois
45,41	Hardy, Adrian	CB	'94-95	Northwestern St. (La.)
51	Hardy, Kevin	LB	'03	Illinois
36	Hargrove, Jim	RB	'81	Wake Forest
57	Harmon, Ed	LB	'69	Louisville
53	Harris, Bo	LB	'75-82	Louisiana State
26	Harris, Jim	DB	'71	Howard Payne
83	Harris, M.L.	TE	'80-85	Kansas State
8	Harris, Nick	P	'01-03	California
27	Hawkins, Artrell	CB	'98-03	Cincinnati
5	Hayes, Jeff	P	'86	North Carolina
69	Headrick, Sherrill	LB	'68	TCU
20	Hearst, Garrison	RB	'96	Georgia
36	Heath, Jo-Jo	KR-DB	'80	Pittsburgh
22	Heath, Rodney	CB	'99-01	Minnesota
38	Henson, Champ	RB	'75	Ohio State
34	Herock, Ken	TE	'68	West Virginia
16	Hertel, Rob	QB	'78	Southern California
56	Hibler, Mike	LB	'68	Stanford
27	Hicks, Bryan	S	'80-84*	McNeese State
84,19	Hill, Jeff	WR-KR	'94-96	Purdue
89	Hillary, Ira	WR-KR	'87-89	South Carolina
98	Hinkle, George	DE	'93	Arizona
83	Holden, Steve	WR	'77	Arizona State
40	Holifield, John	RB	'88-89*	West Virginia
76	Holland, Vernon	OT	'71-79	Tennessee State
12	Hollas, Don	QB	'91-94*	Rice
82	Holman, Rodney	TE	'82-92	Tulane
71	Horn, Rod	NT	'80-81	Nebraska
10	Horne, Greg	P	'87	Arkansas
20	Horton, Ray	CB	'83-88	Washington
84	Houshmandzadeh, T.J.	WR-KR	'01-03	Oregon State
20	Howard, Ty	CB	'99	Ohio State
71	Howe, Garry	NT	'93	Colorado
85	Hudson, James	WR-KR	'96-99	Portland State
31	Hunt, Bobby	S	'68-69	Auburn
20	Hunt, Gary	DB	'87	Memphis State
72	Hunt, Ron	OT	'76-78	Oregon

— I —

92	Inglis, Tim	LB	'87-88	Toledo
----	-------------	----	--------	--------

(continued)

NO.	NAME	POS.	YRS.	COLLEGE
-----	------	------	------	---------

J

23	Jackson, Bernard	S-CB-KR	'72-76	Washington State
65	Jackson, John	OT	'00-01	Eastern Kentucky
95	Jackson, LaDairis	LB	'03	Oregon State
37	Jackson, Robert	S	'81-87, '89	Central Michigan
80	Jackson, Willie	WR	'98-99	Florida
80	James, Lynn	WR	'90-91	Arizona State
26	James, Tory	CB	'03	Louisiana State
30	Jauron, Dick	S	'78-81*	Yale
57	Jefferson, Kevin	LB	'94-95	Lehigh
87	Jeffries, Curtis	TE	'87	Louisville
84	Jenkins, Mike	WR	'97	Hampton
25	Jennings, Ligarius	CB	'01-02	Tennessee State
36	Jennings, Stanford	FB-KR	'84-90	Furman
68	Jetton, Paul	C-G	'89-91	Texas
30	Johnson, Bill	RB	'85-87	Arkansas State
54	Johnson, Bob	C	'68-79	Tennessee
85	Johnson, Chad	WR	'01-03	Oregon State
68,99	Johnson, Donnell	OT	'93	Johnson C. Smith
19	Johnson, Essar	RB	'68-75	Grambling
31	Johnson, Jeremi	FB	'03	Western Kentucky
29	Johnson, Jim	DB	'69	South Carolina St.
55	Johnson, John	LB	'94	Clemson
80	Johnson, Ken	DE	'71-77	Indiana
11	Johnson, Lee	P-K	'88-98	Brigham Young
43	Johnson, Mark	S	'87	Western Kentucky
46	Johnson, Pete	FB	'77-83	Ohio State
50	Johnson, Riall	LB	'01-03	Stanford
32	Johnson, Rudi	RB-KR	'01-03	Auburn
90	Johnson, Tim	DT	'96	Penn State
78	Johnson, Walter	DT	'77	Los Angeles State
18	Joiner, Charlie	WR	'72-75	Grambling
57	Jolitz, Evan	LB	'74	Cincinnati
32	Jones, Bob	S	'73-74	Virginia Union
66	Jones, Dan	OT	'93-95	Maine
76	Jones, Levi	OT	'02-03	Arizona State
25	Jones, Rod (Roderick)	CB	'90-96	Southern Methodist
60	Jones, Rod (Rodrek)	OT-G	'96-00	Kansas
24	Jones, Roger	CB	'94-96	Tennessee State
77	Jones, Scott	OT	'89, '91	Washington
74,78	Jones, Willie Lee	DT-DE	'68, '70-71	Kansas St.
—	Jordan, Kevin	WR	'95*	UCLA
36	Joseph, James	RB	'95	Auburn
12	Joseph, Kerry	QB	'96	McNeese State
10	Justin, Paul	QB	'98	Arizona State

K

34	Kaesviharn, Kevin	CB-S	'01-03	Augustana (S.D.)
62	Kalis, Todd	G	'95	Arizona State
84	Kattus, Eric	TE	'86-91	Michigan
56	Kearney, Tim	LB	'72-74	Northern Michigan
29	Keaton, Curtis	P	'00-01	James Madison
44	Keeling, Rex	R	'68	Samford
24	Kellermann, Ernie	S	'72	Miami (Ohio)
77	Kelly, Bob	OT	'68	New Mexico State
58	Kelly, Joe	LB	'86-89	Washington
87	Kelly, Mike	TE	'70-72	Davidson
82	Kelly, Reggie	TE	'03	Mississippi State
—	Kelly, Stephon	S	'02*	Winston-Salem State
98	Kelly, Todd	DE	'95-96	Tennessee
26	Kemp, Bobby	P	'81-86	Cal State-Fullerton
89	Kern, Don	TE	'84-85	Arizona State
65	Kindricks, Bill	DT	'68	Alabama A&M
47	King, Charlie	CB	'68-69	Purdue
90	King, Emanuel	LB	'85-88	Alabama
41	King, Joe	S	'91	Oklahoma State
28	Kinnbrew, Larry	FB	'83-87	Tennessee State
55	Kirk, Randy	LB	'92-93	San Diego State
3	Kitna, Jon	QB	'01-03	Central Washington
7,15	Klingler, David	QB	'82-95	Houston
71	Koch, Pete	DT	'84	Maryland
50	Koegel, Vic	LB	'74	Ohio State
68	Kollar, Bill	DT	'74-75	Montana State
75	Koostira, Scott	OT	'03	North Carolina St.
30	Kors, R.J.	S	'93	Cal State-Long Beach
64	Kozerski, Bruce	C-G-OT	'84-85	Holy Cross
86	Kreider, Steve	WR	'79-86	Lehigh
15	Kresser, Eric	QB	'97-99	Marshall
75	Krevis, Al	OT	'75	Boston College

NO.	NAME	POS.	YRS.	COLLEGE
-----	------	------	------	---------

L

69	Krumrie, Tim	NT	'83-94	Wisconsin
59	Kurnick, Howie	LB	'79-80*	Cincinnati
40	Lamb, Ron	RB	'68-71	South Carolina
94,58	Langford, Devon	DE	'96-01	Oklahoma State
62	Lapham, Dave	G-C-OT	'74-83	Syracuse
83	Law, Dennis	KR-WR	'78	East Tennessee St.
68	Lawson, Steve	G	'71-72	Kansas
55	LeClair, Jim	LB	'72-83	North Dakota
58	Leeuwenburg, Jay	G-C	'99	Colorado
52	Levens, Dwayne	LB	'03	Oklahoma State
88	Levenseller, Mike	WR	'79-80	Washington State
15	Lewis, Dave	P-QB	'70-73	Stanford
77	Leyva, Victor	G-T	'01-03	Arizona State
75	Linn, Jack	G-OT	'93	West Virginia
11	Livingston, Dale	P-K	'68-69	Western Michigan
52	Logan, James	LB	'95	Memphis
29,23	Logan, Marc	RB	'87-88	Kentucky
30	Lott, Anthony	CB	'97	Florida
30	Luchey, Nicolas (formerly Nick Williams)	FB/H-B	'99-02	Miami (Fla.)
29	Lusby, Vaughn	KR-CB	'79	Arkansas

M

34	Mack, Tremain	S-CB-KR	'97-00	Miami (Fla.)
77	Maddox, Bob	DE	'74	Frostburg State
47	Maidlow, Steve	LB	'83-84	Michigan State
9	Manca, Massimo	K	'87	Penn State
44	Manning, Aaron	CB	'87	Iowa State
58,60	Manos, Sam	C	'87	Marshall
44	Manuel, Marquand	S	'02-03	Florida
83	Marshall, Ed	WR	'71	Cameron (Okla.)
88	Martin, Mike	WR-KR	'83-89	Illinois
24	Mathias, Ric	CB	'98-99*	Wisconsin-LaCrosse
57,52	Matlock, John	C	'68	Miami (Fla.)
73	Matson, Pat	G	'68-74	Oregon
6	Matthews, Shane	QB	'03	Florida
96	Maxey, Curtis	NT	'88	Grambling
71	Mayes, Rufus	OT	'70-78	Ohio State
82	McCall, Ed	WR	'68	Miles College
72	McClendon, Skip	DE	'87-91	Arizona State
65,66	McClure, Wayne	LB	'68, '70	Mississippi
40	McCluskey, David	RB	'87	Georgia
—	McCullough, Deland	RB	'96*	Miami (Ohio)
86	McDaniel, John	WR	'74-77	Lincoln
56	McDonald, Ricardo	LB	'92-97	Pittsburgh
85	McGee, Tim	WR-KR	'86-92, '94-95*	Tennessee

92	McGee, Tony	TE	'93-01	Michigan
86	McGhee, Kanavis	LB	'94	Colorado
59	McGill, Karmeeleyah	LB	'93	Notre Dame
77	McInally, Pat	P-WR	'76-85	Harvard
43	McMullen, Kirk	TE	'01	Pittsburgh
42	McVea, Warren	WR-KR	'68	Houston
85,45	Meehan, Greg	WR	'87	Bowling Green
58	Megna, Marc	LB	'00	Richmond
62	Melander, Jon	G	'92	Minnesota
59	Melontree, Andrew	LB	'80	Baylor
68	Middendorf, Dave	G	'68-69	Washington State
36	Miles, Ostell	RB	'92-93	Houston
44	Milne, Brian	FB	'96-99	Penn State
72	Mitchell, Mack	DE	'79	Houston
19	Mitchell, Scott	QB	'00-01	Utah
99	Mitz, Alonzo	DE	'91-92	Florida
93	Monds, Mario	DT	'01-02*	Cincinnati
28	Montgomery, Cleothia	KR-RB	'80	Abilene Christian
65	Montoya, Max	G-OT	'79-89	UCLA
60	Moore, Blake	C	'80-83	Wooster
60	Moore, Eric	OT	'94	Indiana
—	Moore, Freddie	OT	'01*	Florida A&M
29	Moore, Kelvin	S	'96-99*	Morgan State
65	Moore, Mauly	DT	'75	Bethune-Cookman
93	Morabito, Tim	DT	'96	Boston College
21	Morgan, Melvin	CB	'76-78	Mississippi Valley St.
26	Morrison, Reece	RB	'72-73	Southwest Texas St.
73	Moyer, Ken	G-OT	'89-94*	Toledo
16	Muhlmann, Horst	K	'69-74	none
76	Munoz, Anthony	OT	'80-92	Southern California
25	Myers, Chip	WR	'69-76	Northwestern Okla.

NO.	NAME	POS.	YRS.	COLLEGE
31	Myers, Greg	S-PR	'96-99	Colorado State
37	Myles, Reggie	CB	'02-03	Alabama
- N -				
41	Neal, Lorenzo	FB	'01-02	Fresno State
52	Neal, Randy	LB	'95-96	Virginia
53	Neidert, John	LB	'68	Louisville
42	Niehoff, Rob	S	'87	Cincinnati
95	Nix, Roosevelt	DE	'92-93	Central State (Ohio)
12	Norseth, Mike	QB	'87-88	Kansas
89	Novak, Jack	TE	'75	Wisconsin

- O -

68	Obrovac, Mike	G-OT	'81-83	Bowling Green
12	O'Donnell, Neil	QB	'98	Maryland
72	O'Dwyer, Matt	G	'99-03	Northwestern
92	Ogobogu, Eric	DE	'02	Maryland
96	Oglesby, Alfred	DT	'95	Houston
52	Ogletree, Craig	LB	'90	Auburn
29	Oliver, Louis	S	'94	Florida
26	Orlando, Bo	S	'96-97	West Virginia

- P -

9	Palmer, Carson	QB	'03	Southern California
74	Park, Ernie	G	'69	McMurry
86	Parker, Carl	WR	'88-89	Vanderbilt
24	Parker, Sirr	CB	'00	Texas A&M
20	Parrish, Lemar	CB-KR	'70-77	Lincoln
93	Parten, Ty	DE	'93-95	Arizona
98	Patterson, Elton	DE	'03*	Central Florida
27	Paul, Tito	CB	'97	Ohio State
64	Payne, Rod	C	'97-98*	Michigan
9	Peacock, Elvis	RB	'81	Oklahoma
9	Pelfrey, Doug	K	'93-99	Kentucky
64	Perreault, Pete	G	'68	Boston U.
31	Perry, Jason	S	'02	North Carolina State
32	Perry, Scott	CB	'76-79	Williams
77	Peters, Frank	OT	'69	Ohio U.
50	Peterson, Ben	LB-LS	'99	Pittsburg State
53	Peterson, Bill	LB	'68-72	San Jose State
10	Philcox, Todd	QB	'90	Syracuse
30	Phillips, Jess	RB-DB	'68-72	Michigan State
59	Phillips, Ray	LB	'77-78	Nebraska
81,80	Pickens, Carl	WR	'92-99	Tennessee
42	Pickering, Clay	WR	'84-85	Maine
58,97	Pillman, Brian	LB	'84	Miami (Ohio)
81	Pleasant, Marquis	WR	'87	Southern Methodist
61	Poe, Bill	G	'87	Morehead State
76	Pollard, Trent	G-OT	'94-96*	Eastern Washington
35	Poole, Nathan	RB	'79-80	Louisville
13	Pope, Daniel	P	'00	Alabama
31	Powell, Carl	DE	'03	Louisville
92	Price, Mitchell	CB-PR	'90-93	Tulane
60	Pritchard, Ron	LB	'72-77	Arizona State
68	Purelford, Dave	DT	'78	Eastern Michigan
97	Purvis, Andre	DT-DE	'97-99	North Carolina

- Q -

89	Query, Jeff	WR	'92-95	Millikin
----	-------------	----	--------	----------

- R -

5	Rackers, Neil	K	'00-02	Illinois
81	Randall, Dennis	DE	'68	Oklahoma State
27	Randolph, Al	CB	'72	Iowa
20	Randolph, Thomas	CB	'98	Kansas State
61	Rayam, Tom	G	'92-93	Alabama
51	Razzano, Rick	LB	'80-84	Virginia Tech
52	Reasons, Gary	LB	'92	Northwestern St. (La.)
11	Reaves, John	QB	'75-78	Florida
79	Rehberg, Scott	G-OT	'00-03	Central Michigan
74	Reid, Mike	DT	'70-74	Penn State
75	Reimers, Bruce	G-OT	'84-91	Iowa State
67	Reinke, Jeff	DE	'87	Mankato State
88	Rembert, Reggie	WR	'91-93	West Virginia
70	Rice, Andy	DT	'68-69	Texas Southern
46	Rice, Dan	RB	'87	Michigan
10	Richardson, Kyle	P	'03	Arkansas State
68	Richey, Tom	G-OT	'87	Kentucky
72	Ridgle, Elston	DE	'92	Nevada-Reno
87	Riggs, Jim	TE	'87-92	Clemson

NO.	NAME	POS.	YRS.	COLLEGE
66,99	Riley, Bob	OT	'87	Indiana
13	Riley, Ken	CB	'69-83	Florida A&M
52,64				
50	Rimington, Dave	C	'83-87	Nebraska
30	Roberts, Terrell	CB	'03	Oregon State
23	Robinson, Frank	CB	'92	Boise State
81	Robinson, Patrick	WR-KR	'93	Tennessee State
18	Robinson, Paul	RB	'68-72	Arizona
79	Rogers, Lamar	DE	'91-92	Auburn
20	Roman, Mark	CB-S	'00-03	Louisiana State
81	Roman, Nick	DE	'70-71	Ohio State
83,48	Romasko, Dave	TE	'87	Carroll College
94	Romer, Rich	LB	'88-89	Union (N.Y.)
57	Ross, Adrian	LB	'98-03	Colorado State
89,84	Ross, Dan	TE	'79-83, 85	Northeastern
77	Rourke, Jim	OL	'88	Boston College
95	Rucker, Keith	DT	'94-95	Ohio Wesleyan
82,70	Russell, Wade	TE	'87	Taylor
51	Rudd, Tom	LB	'78-79	Nebraska

- S -

70	Saddler, Rod	DE	'91	Texas A&M
87	Sadowski, Troy	TE	'94-96	Georgia
27	Saffold, Saint	WR	'68	San Jose State
72	St. Clair, Mike	DE	'80-82	Grambling
48	St. Louis, Brad	LS-TE	'00-03	SW Missouri State
29	Samoa, Samoa	RB	'81*	Washington State
77	Sargent, Kevin	OT-G	'92-98*	Eastern Washington
98	Savage, Tony	DE	'92	Washington State
23	Sawyer, Corey	CB-KR	'94-98	Florida State
22	Sawyer, Ken	S	'74	Syracuse
89	Schobel, Matt	TE	'02-03	TCU
15	Schonert, Turk	QB	'80-85, '87-89	Stanford
10	Schroeder, Jay	QB	'93	UCLA
59	Schuh, Jeff	LB	'81-85	Minnesota
59	Schutt, Scott	LB	'87	North Dakota State
37	Scott, Bill	CB	'68	Idaho
86	Scott, Darnay	WR	'94-01*	San Diego State
74	Scott, Tom	OT	'93	East Carolina
76	Scrafford, Kirk	OT	'90-92	Montana
55	Sellers, Lance	LB	'87	Boise State
35	Shade, Sam	S	'95-98	Alabama
90	Shaw, Eric	LB	'92-94	Louisiana Tech
68	Shaw, Scott	C	'98	Michigan State
39	Shaw, Sedrick	RB	'99	Iowa
30	Shelby, Willie	KR-RB	'76-77	Alabama
30	Shelling, Chris	S	'95-96	Auburn
23	Sherman, Rod	WR-K	'68	Southern California
64	Shinners, John	G	'73-77	Xavier (Ohio)
59	Shumon, Ron	LB	'78	Wichita State
56	Simmons, Brian	LB	'98-03	North Carolina
96	Simmons, Clyde	DE	'98	Western Carolina
25	Simmons, John	CB-KR	'81-86	Southern Methodist
22	Simmons, Marcello	CB	'93	Southern Methodist
56	Simpkins, Ron	LB	'80-86*	Michigan
84	Sims, Reggie	TE	'87	Northern Illinois
70	Skow, Jim	DE	'86-89	Nebraska
45	Smiley, Tom	RB	'68	Lamar
11	Smith, Akili	QB	'99-02	Oregon
70	Smith, Artie	DE	'94-96	Louisiana Tech
91	Smith, Brad	LB	'93	TCU
25	Smith, Daryl	CB	'87-88	North Alabama
60	Smith, Dave	OT	'88	Southern Illinois
31	Smith, Fletcher	CB-S-P	'68-71	Tennessee State
62	Smith, Gary	G	'84	Virginia Tech
76	Smith, Jeff	DE	'87	Earlham College
90	Smith, Justin	DE	'01-03	Missouri
62	Smith, Ken	G	'87	Miami (Ohio)
83	Smith, Kendall	WR-KR	'89-90	Utah State
68	Smith, Ron	DT	'02	Lane College
24	Smith, Tommie	WR	'69	San Jose State
59	Spearman, Armegis	LB	'00-02*	Mississippi
22	Spencer, Jimmy	CB	'96-97	Florida
51	Spikes, Takeo	LB	'98-02	Auburn
48	Spiller, Phil	S	'68	Los Angeles State
52	Sprotte, Jimmy	LB	'98-99	Arizona
83	Staley, Bill	DT	'68-69	Utah
79	Stallings, Ramondo	DE	'94-98*	San Diego State
70	Steele, Glen	DT-DE	'98-03	Michigan

NO.	NAME	POS.	YRS.	COLLEGE
84	Stegall, Milt	WR	'92-94	Miami (Ohio)
65	Steinbach, Eric	G	'03	Iowa
75	Stephens, Jamain	OT-TE	'99-02*	North Carolina A&T
53	Stephens, Santo	LB	'94	Temple
86	Stewart, Tony	TE	'02-03	Penn State
15	Stofa, John	QB	'68-69	Buffalo
96, 67	Stubbs, Daniel	DE	'91-93	Miami (Fla.)
23	Suggs, Shafer	S	'80	Ball State
19	Sunier, Ian	K	'80	none
41	Swanson, Terry	P	'69	Massachusetts
66	Szalay, Thatcher	G	'02	Montana

- T -

71	Tamm, Ralph	G	'91	West Chester
23	Tate, Rodney	RB-KR	'82-83	Texas
20	Taylor, Craig	RB-KR	'89-91	West Virginia
52	Terry, Tim	LB	'97	Temple
22	Thomas, Eric	CB	'87-92	Tulane
78	Thomas, Lee	DE	'73	Jackson State
24	Thomas, Sean	CB	'85	TCU
17	Thomas, Speedy	WR	'69-72	Utah
49	Thomason, Jeff	TE	'92-93	Oregon
48	Thompson, Craig	TE	'92-93	North Carolina A&T
12	Thompson, Jack	QB	'79-82	Washington State
24	Thompson, Lamont	S	'02	Washington State
93	Thompson, Mike	NT	'98	Wisconsin
97	Thornton, John	DT	'03	West Virginia
83	Thornton, Reggie	WR	'93	Bowling Green
77	Tigges, Mark	OT	'87	Western Illinois
58, 51	Tovar, Steve	LB	'93-97	Ohio State
25	Townsend, Brian	LB	'92	Michigan
59	Truitt, Greg	LS	'94-99*	Penn State
84	Trumpy, Bob	TE-WR	'68-77	Utah
96	Tuatagaloa, Natu	DE	'89-91	California
53	Tumulty, Tom	LB	'96-99*	Pittsburgh
43	Turner, Clem	RB	'69	Cincinnati
22	Turner, Deacon	RB	'78-80	San Diego State
35	Turner, Jimmy	CB	'83-86	UCLA
61	Tuten, Melvin	OT-TE	'95-96	Syracuse
84	Tweet, Rodney	WR	'87	South Dakota
17, 83	Twynner, Gunnard	WR-KR	'97	Western Illinois

- V -

81	Verser, David	WR-KR	'81-84	Kansas
78	Vincent, Ted	DT	'78	Wichita State
34	Vinson, Ferdinand	S	'91-94	North Carolina St.
11	Viliello, Sandro	K	'80	Massachusetts
67	von Oelhoffen, Kimo	DL	'94-99	Boise State

- W -

63	Wagner, Ray	OT	'82	Kent State
27	Walker, Bracey	S	'94-96	North Carolina
59	Walker, Kevin	LB	'88-92	Maryland
88	Walker, Rick	TE	'77-79	UCLA
91	Wallerstedt, Brett	LB	'94-96*	Arizona State
10	Walsh, John	QB	'95	Brigham Young
11	Walter, Dave	QB	'87	Michigan Tech
63	Walter, Joe	OT	'85-97*	Texas Tech
83	Walter, Kevin	WR	'03	Eastern Michigan
75	Walters, Stan	OT	'72-74	Syracuse
51	Ward, David	LB	'87	Southern Arkansas
88	Ware, Derek	TE	'95	Central State (Okla.)
16	Warren, Dewey	QB	'68	Tennessee
80	Warrick, Peter	WR-PR	'00-03	Florida State
87	Washington, Kelley	WR	'03	Tennessee
41	Washington, Sam	CB	'85	Miss. Valley St.
22	Washington, Ted	RB	'68	San Diego State
33	Watson, Kenny	RB	'03	Penn State
40	Watson, Pete	RB	'72	Tulsa
23	Weathersby, Dennis	CB	'03	Oregon State
70	Weaver, Emanuel	NT	'82-83*	South Carolina
73	Webb, Richmond	OT	'01-02	Texas A&M
79	Wells, Dana	NT	'89	Arizona
15	Wells, Mike	QB	'77	Illinois
82	Westbrook, Michael	WR	'02	Colorado
37	Wheeler, Leonard	CB	'92-96*	Troy State
86	White, Andre	TE	'68	Florida A&M
51	White, Leon	LB	'86-91	Brigham Young
63	White, Mike	DT	'79-80	Albany State (Ga.)
39	White, Sheldon	CB	'93	Miami (Ohio)

NO.	NAME	POS.	YRS.	COLLEGE
83	White, Sherman	DE	'72-75	California
55	Whiteside, Keyon	LB	'03	Tennessee
75	Whitley, Wilson	DT	'77-82	Houston
70	Whitten, Bobby	OT	'81	Kansas
97	Whittington, Bernard	DT-DE	'01-02	Indiana
41	Wicots, Solomon	S-CB	'87-90	Colorado
4, 12	Wilhelm, Erik	QB	'89-91, '93-97	Oregon State
99	Wilkinson, Dan	DT-DE	'94-97	Ohio State
94	Williams, Alfred	LB-DE	'91-94	Colorado
31	Williams, Darryl	S	'92-95, '00-01	Miami (Fla.)
43	Williams, Ed	RB	'74-75	Langston
84	Williams, Gary	WR	'84	Ohio State
33	Williams, Jim	DB	'69	Alcorn State
6	Williams, Monk	WR-KR	'68	Arkansas A&M
	Williams, Nick (changed name to Nicolas Luchey)			
57	Williams, Reggie	LB	'76-89	Dartmouth
87	Williams, Stepfret	WR	'98	Northeast Louisiana
94	Williams, Tony	DT	'01-03	Memphis
33	Willis, Fred	RB	'71-72	Boston College
46	Wilson, Joe	RB-KR	'73	Holy Cross
67	Wilson, Mike	DT-RB	'69-70	Dayton
77	Wilson, Mike	OT	'78-85	Georgia
55, 57	Wilson, Reinard	LB-DE	'97-02	Florida State
32	Wilson, Stanley	RB	'83-84, '86, '88	Oklahoma
83	Winans, Tydus	WR	'96	Fresno State
60	Withycombe, Mike	OT	'91-92	Fresno State
30, 31	Woods, Ickey	FB	'88-91	Nevada-Las Vegas
49	Wright, Dana	RB	'87	Findlay
75	Wright, Ernie	OT	'68-71	Ohio State
42	Wright, Lawrence	S	'97, '99	Florida
14	Wyche, Sam	QB	'68-70	Furman

- Y -

84	Yeast, Craig	WR-KR	'99-00	Kentucky
----	--------------	-------	--------	----------

- Z -

91	Zander, Carl	LB	'85-91	Tennessee
45	Zellers, Ray	FB	'98	Notre Dame

*— Players whose all-time roster listing includes an asterisk were with the team for one or more seasons in which they were not in uniform for a game:

Chris Barber	1988	Robert Jackson	1981
Mike Barber	1992	Dick Jauron	1981
Michael Basnight	2000	Kevin Jordan	1996
Brandon Bennett	1999	Stephon Kelly	2002
Royce Berry	1975	Howie Kurnick	1980
Ken Blackman	1999	Ric Mathias	1999
Rich Braham	1995	Deland McCullough	1996
Sean Brewer	2001	Tim McGee	1995
Gary Burley	1975	Mario Monds	2002
Ki-Jana Carter	1995	Freddie Moore	2001
Virgil Carter	1973	Kelvin Moore	1999
Alonzo Clayton	1998	Ken Moyer	1992
Greg Cook	1970-72, 1974	Elton Patterson	2003
Charlie Davis	1975	Rod Payne	1997
Joel Davis	1997	Trent Pollard	1996
Chris Devlin	1977	Samoa Samoa	1981
Mike Dingle	1992	Kevin Sargent	1996
Mike Dougherty	1999	Darnay Scott	2000
Doug Dressler	1973	Ron Simpkins	1981
Sandy Durko	1972	Armegis Spearman	2001
Charles Fisher	2000	Ramondo Stallings	1998
Steve Foley	2002	Jamain Stephens	2002
Shane Garrett	1992	Greg Truitt	1999
Archie Griffin	1983	Tom Tumulty	1999
Mike Hammerstein	1988	Brett Wallerstedt	1996
Bryan Hicks	1984	Joe Walter	1994
John Holifield	1988	Emanuel Weaver	1983
Don Hollas	1993	Leonard Wheeler	1994

BENGALS COACHING HISTORY

REGULAR SEASON

SEASON	HEAD COACH	W	L	T	PCT.
1968	Paul Brown	3	11	0	.214
1969	Paul Brown	4	9	1	.308
1970-x	Paul Brown	8	6	0	.571
1971	Paul Brown	4	10	0	.286
1972	Paul Brown	8	6	0	.571
1973-x	Paul Brown	10	4	0	.714
1974	Paul Brown	7	7	0	.500
1975-y	Paul Brown	11	3	0	.786
1976	Bill Johnson	10	4	0	.714
1977	Bill Johnson	8	6	0	.571
1978	Bill Johnson	0	5	0	.000
	Homer Rice	4	7	0	.364
1979	Homer Rice	4	12	0	.250
1980	Forrest Gregg	6	10	0	.375
1981-x, z	Forrest Gregg	12	4	0	.750
1982*	Forrest Gregg	7	2	0	.778
1983	Forrest Gregg	7	9	0	.438
1984	Sam Wyche	8	8	0	.500
1985	Sam Wyche	7	9	0	.438
1986	Sam Wyche	10	6	0	.625
1987	Sam Wyche	4	11	0	.267
1988-x, z	Sam Wyche	12	4	0	.750
1989	Sam Wyche	8	8	0	.500
1990-x	Sam Wyche	9	7	0	.563
1991	Sam Wyche	3	13	0	.188
1992	Dave Shula	5	11	0	.313
1993	Dave Shula	3	13	0	.188
1994	Dave Shula	3	13	0	.188
1995	Dave Shula	7	9	0	.438
1996	Dave Shula	1	6	0	.143
	Bruce Coslet	7	2	0	.778
1997	Bruce Coslet	7	9	0	.438
1998	Bruce Coslet	3	13	0	.188
1999	Bruce Coslet	4	12	0	.250
2000	Bruce Coslet	0	3	0	.000
	Dick LeBeau	4	9	0	.308
2001	Dick LeBeau	6	10	0	.375
2002	Dick LeBeau	2	14	0	.125
2003	Marvin Lewis	8	8	0	.500
TOTALS		234	313	1	.428

x-AFC Central Division Champion

y-Wild Card Playoff Qualifier

z-AFC Champions

*-AFC Super Bowl Tournament Qualifier

PLAYOFFS

SEASON	COACH	W	L	PCT.
1970	Paul Brown	0	1	.000
1973	Paul Brown	0	1	.000
1975	Paul Brown	0	1	.000
1981	Forrest Gregg	2	1	.667
1982	Forrest Gregg	0	1	.000
1988	Sam Wyche	2	1	.667
1990	Sam Wyche	1	1	.500
TOTALS		5	7	.417



Bengals coach Paul Brown is carried off the field on Dec. 20, 1970, following a 45-7 win over the Boston Patriots at Riverfront Stadium. The win clinched a playoff berth for the three-year-old Cincinnati franchise. At the time, no other team had reached the playoffs so early in its history.

HEAD COACHES BY ERA

Marvin Lewis became the ninth head coach of the Bengals on January 14, 2003. Bengals coaches' records, including playoff games:

YEARS	COACH	RECORD	PCT.
1968-75	Paul Brown	55-59-1	.482
1976-78	Bill Johnson	18-15-0	.545
1978-79	Homer Rice	8-19-0	.296
1980-83	Forrest Gregg	34-27-0	.557
1984-91	Sam Wyche	64-68-0	.485
1992-96	Dave Shula	19-52-0	.268
1996-2000	Bruce Coslet	21-39-0	.350
2000-2002	Dick LeBeau	12-33-0	.267
2003	Marvin Lewis	8-8-0	.500

BENGALS COACHING STAFFS

1968

Head Coach — Paul Brown

Tom Bass	DB
Jack Donaldson	DL
Rick Forzano	OB
Bill Johnson	OL
Frank Smouse	LB
Bill Walsh	TE

1969

Head Coach — Paul Brown

Tom Bass	Def. Coord./DB
Vince Costello	LB
Jack Donaldson	OB
Bill Johnson	OL
Chuck Studley	DL
Bill Walsh	Recv.

1970

Head Coach — Paul Brown

Vince Costello	LB
Jack Donaldson	OB
Bill Johnson	OL
Chuck Studley	DL
Bill Walsh	QB/Recv.
Chuck Weber	Def. Coord.

1971

Head Coach — Paul Brown

Vince Costello	LB
Jack Donaldson	OB
Bill Johnson	OL
Chuck Studley	DL
Bill Walsh	QB/Recv.
Chuck Weber	Def. Coord.

1972

Head Coach — Paul Brown

Vince Costello	LB
Jack Donaldson	OB
Bill Johnson	OL
Chuck Studley	DL
Bill Walsh	QB/Recv.
Chuck Weber	Def. Coord.

1973

Head Coach — Paul Brown

Vince Costello	LB
Jack Donaldson	OB
Bill Johnson	OL
Chuck Studley	DL
Bill Walsh	QB/Recv.
Chuck Weber	Def. Coord.

1974

Head Coach — Paul Brown

Howard Brinker	LB
Jack Donaldson	OB
Bill Johnson	OL
Chuck Studley	DL
Bill Walsh	QB/Recv.
Chuck Weber	Def. Coord.

1975

Head Coach — Paul Brown

Howard Brinker	LB
Jack Donaldson	OB
Bill Johnson	OL
Chuck Studley	DL
Bill Walsh	QB/Recv.
Chuck Weber	DB
Kim Wood	Strength

1976

Head Coach — Bill Johnson

Howard Brinker	Def. Coord.
Jack Donaldson	OB
Boyd Dowler	QB/Recv.

(continued)

Mike McCormack	OL
Chuck Studley	DL
Charley Winner	DB
Kim Wood	Strength

1977

Head Coach — Bill Johnson

Howard Brinker	Def. Coord./LB
Jack Donaldson	OB
Boyd Dowler	QB/Recv.
Mike McCormack	OL
Chuck Studley	DL
Charley Winner	DB
Kim Wood	Strength

1978

Head Coaches — Bill Johnson* and Homer Rice

Howard Brinker	Def. Coord./LB
Boyd Dowler	Recv.
Mike McCormack	OL
Homer Rice**	QB
George Selcik	RB
Chuck Studley	DL
Charley Winner	DB
Kim Wood	Strength

*Resigned after 5 games; **Promoted to head coach after 5 games

1979

Head Coach — Homer Rice

Howard Brinker	Def. Coord./LB
Boyd Dowler	Recv.
Frank Ganz	ST
Mike McCormack	OL
Dick Modzelewski	DL
George Selcik	OB
Charley Winner	DB
Kim Wood	Strength

1980

Head Coach — Forrest Gregg

Hank Bullough	Def. Coord./LB
Frank Ganz	ST/TE
Lindy Infante	QB/Recv.
Dick LeBeau	DB
Jim McNally	OL
Dick Modzelewski	DL
George Selcik	OB
Kim Wood	Strength

1981

Head Coach — Forrest Gregg

Hank Bullough	Def. Coord./LB
Bruce Coslet	ST/TE
Lindy Infante	QB/WR
Dick LeBeau	DB
Jim McNally	OL
Dick Modzelewski	DL
George Selcik	OB
Kim Wood	Strength

1982

Head Coach — Forrest Gregg

Hank Bullough	Def. Coord./LB
Bruce Coslet	ST/TE
Lindy Infante	Off. Coord.
Dick LeBeau	DB
Jim McNally	OL
Dick Modzelewski	DL
George Selcik	OB
Kim Wood	Strength

1983

Head Coach — Forrest Gregg

Hank Bullough	Def. Coord./LB
Bruce Coslet	ST/TE
Dick LeBeau	DB

(continued)

Jim McNally	OL
Dick Modzelewski	DL
George Selcik	OB
Kim Wood	Strength

1984

Head Coach — Sam Wyche

Jim Anderson	RB
Bruce Coslet	WR
Joe Faragalli	TE
Dick LeBeau	Def. Coord./DB
Jim McNally	OL
Dick Selcer	LB
Bill Urbanik	DL
Trent Walters	DB
Kim Wood	Strength

1985

Head Coach — Sam Wyche

Jim Anderson	RB
Bruce Coslet	WR
Bill Johnson	TE
Dick LeBeau	Def. Coord./DB
Jim McNally	OL
Dick Selcer	LB
Bill Urbanik	DL
Kim Wood	Strength

1986

Head Coach — Sam Wyche

Jim Anderson	RB
Bruce Coslet	Off. Coord./WR
Bill Johnson	TE
Dick LeBeau	Def. Coord./DB
Jim McNally	OL
Dick Selcer	LB
Bill Urbanik	DL
Kim Wood	Strength

1987

Head Coach — Sam Wyche

Jim Anderson	RB
Bruce Coslet	Off. Coord./WR
Bill Johnson	TE
Dick LeBeau	Def. Coord./DB
Jim McNally	OL
Dick Selcer	LB
Mike Stock	ST
Bill Urbanik	DL
Kim Wood	Strength

1988

Head Coach — Sam Wyche

Jim Anderson	RB
Bruce Coslet	Off. Coord./WR
Bill Johnson	TE
Dick LeBeau	Def. Coord./DB
Jim McNally	OL
Dick Selcer	LB
Mike Stock	ST
Bill Urbanik	DL
Kim Wood	Strength

1989

Head Coach — Sam Wyche

Jim Anderson	RB
Bruce Coslet	Off. Coord./WR
Bill Johnson	TE
Dick LeBeau	Def. Coord./DB
Jim McNally	OL
Dick Selcer	LB
Mike Stock	ST
Chuck Studley	DL
Kim Wood	Strength

1990

Head Coach — Sam Wyche

Jim Anderson	RB
Dana Bible	QB
Marv Braden	ST
Bill Johnson	TE
Dick LeBeau	Def. Coord./DB
Jim McNally	OL
Dick Selcer	LB
Mike Stock	WR
Chuck Studley	DL
Kim Wood	Strength

1991

Head Coach — Sam Wyche

Jim Anderson	RB
Dana Bible	QB
Marv Braden	ST
Dick LeBeau	Def. Coord./DB
Jim McNally	OL
Dick Selcer	LB
Dave Shula	WR
Mike Stock	TE
Chuck Studley	DL
Kim Wood	Strength

1992

Head Coach — Dave Shula

Jim Anderson	RB
Dana Bible	QB
Marv Braden	ST
Mike Haluchak	LB
Bob Karmelowicz	DL
Ron Lynn	Def. Coord.
Jim McNally	OL
Ron Meeks	DB
Mike Pope	TE
Richard Williamson	WR
Kim Wood	Strength

1993

Head Coach — Dave Shula

Jim Anderson	RB
Ken Anderson	QB
Marv Braden	ST
Mike Haluchak	LB
Bob Karmelowicz	DL
Ron Lynn	Def. Coord.
Jim McNally	OL
Ron Meeks	DB
Mike Pope	Off. Coord./TE
Richard Williamson	WR
Kim Wood	Strength

1994

Head Coach — Dave Shula

Paul Alexander	TE
Jim Anderson	RB
Ken Anderson	QB
Marv Braden	ST
Bruce Coslet	Off. Coord.
Bobby DePaul	Def. Staff Assistant
Jim McNally	OL
Ron Meeks	DB
Joe Pascale	LB
Larry Peccatiello	Def. Coord.
Joe Wessel	DL
Richard Williamson	WR
Kim Wood	Strength

1995

Head Coach — Dave Shula

Paul Alexander	OL
Jim Anderson	RB
Ken Anderson	QB
Bruce Coslet	Off. Coord.
Bobby DePaul	DL
John Garrett	Off. Asst./WR
Tim Krumrie	Def. Asst.
Ron Meeks	DB
Gary Moeller	TE

(continued)

Joe Pascale	LB
Larry Peccatiello	Def. Coord.
Joe Wessel	ST
Kim Wood	Strength & Conditioning

1996

Head Coaches — Dave Shula* and Bruce Coslet

Paul Alexander	OL
Jim Anderson	RB
Ken Anderson	Off. Coord./QB
Bruce Coslet**	Off. Coord.
Bobby DePaul	Staff Assistant
John Garrett	WR
Tim Krumrie	DL
Ron Meeks	DB
Gary Moeller	TE
Joe Pascale	LB
Larry Peccatiello	Def. Coord.
Joe Wessel	ST
Kim Wood	Strength & Conditioning

*First 7 games only; **Promoted to head coach after 7 games; *** Off. Coord. last 9 games only

1997

Head Coach — Bruce Coslet

Paul Alexander	OL
Jim Anderson	RB
Ken Anderson	Off. Coord.
Louie Cioffi	Def. Staff Assistant
Mark Duffner	LB
John Garrett	Off. Staff Assistant
Ray Horton	DB
Tim Krumrie	DL
Dick LeBeau	Asst. Head Coach/Def. Coord.
Al Roberts	ST
Kim Wood	Strength & Conditioning
Bob Wylie	TE

1998

Head Coach — Bruce Coslet

Paul Alexander	OL
Jim Anderson	RB
Ken Anderson	Off. Coord.
Louie Cioffi	Def. Staff Assistant
Mark Duffner	LB
John Garrett	Off. Staff Assistant
Ray Horton	DB
Tim Krumrie	DL
Dick LeBeau	Asst. Head Coach/Def. Coord.
Al Roberts	ST
Kim Wood	Strength & Conditioning
Bob Wylie	TE

1999

Head Coach — Bruce Coslet

Paul Alexander	OL
Jim Anderson	RB
Ken Anderson	Off. Coord.
Louie Cioffi	Def. Staff Assistant
Mark Duffner	LB
Ray Horton	DB
Tim Krumrie	DL
Dick LeBeau	Asst. Head Coach/Def. Coord.
Steve Mooshagian	WR
Al Roberts	ST
Frank Verducci	TE
Kim Wood	Strength & Conditioning

2000

Head Coaches — Bruce Coslet* and Dick LeBeau

Paul Alexander	OL
Jim Anderson	RB
Ken Anderson	Off. Coord.
Louie Cioffi	Def. Staff Assistant
Mark Duffner	LB
Ray Horton	DB
Tim Krumrie	DL
Dick LeBeau**	Asst. Head Coach/Def. Coord.

(continued)

Steve Mooshagian	WR
Al Roberts	ST
Frank Verducci	TE
Kim Wood	Strength & Conditioning

*Resigned after 3 games; **Promoted to head coach after 3 games

2001

Head Coach — Dick LeBeau

Paul Alexander	OL
Jim Anderson	RB
Ken Anderson	QB
Bob Bratkowski	Off. Coord.
Louie Cioffi	Def. Assistant
Kevin Coyle	CB
Mark Duffner	Def. Coord./LB
John Garrett	Off. Assistant
Rodney Holman	Strength & Conditioning Assistant
Ray Horton	S
Tim Krumrie	DL
Steve Mooshagian	WR
Al Roberts	ST
Frank Verducci	TE
Kim Wood	Strength & Conditioning

2002

Head Coach — Dick LeBeau

Paul Alexander	OL
Jim Anderson	RB
Ken Anderson	QB
Bob Bratkowski	Off. Coord.
Louie Cioffi	Def. Assistant
Kevin Coyle	CB
Mark Duffner	Def. Coord./LB
John Garrett	TE
Rodney Holman	Strength & Conditioning Assistant
Tim Krumrie	DL
Steve Mooshagian	WR
Darren Perry	S
Al Roberts	ST
Bob Surace	Off. Assistant
Kim Wood	Strength & Conditioning

2003

Head Coach — Marvin Lewis

Paul Alexander	Asst. Head Coach/OL
Jim Anderson	RB
Bob Bratkowski	Off. Coord.
Louie Cioffi	Asst. DB
Kevin Coyle	DB
Leslie Frazier	Def. Coord.
Jay Hayes	DL
Jonathan Hayes	TE
Ricky Hunley	LB
Chip Morton	Strength & Conditioning
Kurtis Shultz	Asst. Strength & Conditioning
Darrin Simmons	ST
Bob Surace	Off. Assistant
Alex Wood	WR
Ken Zampese	QB

2004

Head Coach — Marvin Lewis

Paul Alexander	Asst. Head Coach/OL
Jim Anderson	RB
Bob Bratkowski	Off. Coord.
Chuck Bresnahan	Assistant
Louie Cioffi	Asst. DB
Kevin Coyle	DB
Leslie Frazier	Def. Coord.
Jay Hayes	DL
Jonathan Hayes	TE
Ricky Hunley	LB
Hue Jackson	WR
Chip Morton	Strength & Conditioning
Ray Oliver	Asst. Strength & Conditioning
Darrin Simmons	ST
Bob Surace	Off. Assistant
Ken Zampese	QB

BENGALS ALL-TIME ASSISTANT COACHES

NAME	COLLEGE	SEASONS	YEARS
Alexander, Paul	Cortland St.	1994-2004	11
Anderson, Jim	Cal-Western	1984-2004	21
Anderson, Ken	Augustana (Ill.)	1993-2002	10
Bass, Tom	San Jose State	1968-69	2
Bible, Dana	Cincinnati	1990-91	2
Braden, Marv	SW Missouri State	1990-94	5
Bratkowski, Bob	Washington State	2001-04	4
Bresnahan, Chuck	Navy	2004	1
Brinker, Howard	Miami (Ohio)	1974-79	6
Bullough, Hank	Michigan State	1980-83	4
Cioffi, Louie	C.W. Post	1997-2004	8
Costlet, Bruce*	Pacific	1981-89, 94-96	12
Costello, Vince	Ohio U.	1969-73	5
Coyle, Kevin	Massachusetts	2001-04	4
DePaul, Bobby	Maryland	1994-96	3
Donaldson, Jack	Ohio State	1969-77	9
Dowler, Boyd	Colorado	1976-79	4
Duffner, Mark	William & Mary	1997-2002	6
Faragalli, Joe	Villanova	1984	1
Forzano, Rick	Kent State	1969	1
Frazier, Leslie	Alcorn State	2003-04	2
Gansz, Frank	Navy	1979-80	2
Garrett, John	Princeton	1995-98, 2001-02	6
Haluchak, Mike	Southern California	1992-93	2
Hayes, Jay	Idaho	2003-04	2
Hayes, Jonathan	Iowa	2003-04	2
Holman, Rodney	Tulane	2001-02	2
Horton, Ray	Washington	1997-2001	5
Hunley, Ricky	Arizona	2003-04	2
Infante, Lindy	Florida	1980-82	3
Jackson, Hue	Pacific	2004	1
Johnson, Bill*	Texas A&M	1968-75, 85-90	14
Karmelowicz, Bob	Bridgeport	1992-93	2
Krumrie, Tim	Wisconsin	1995-2002	8
LeBeau, Dick*	Ohio State	1980-91, 97-2000	16
Lynn, Ron	Mt. Union	1992-93	2
McCormack, Mike	Kansas	1976-79	4
McNally, Jim	Buffalo	1980-94	15
Meeks, Ron	Arkansas State	1992-96	5
Modzelewski, Dick	Maryland	1979-83	5
Moeller, Gary	Ohio State	1995-96	2
Mooshagian, Steve	Fresno State	1999-2002	4
Morton, Chip	North Carolina	2003-04	2
Oliver, Ray	Ohio State	2004	1
Pascale, Joe	Connecticut	1994-96	3
Peccatiello, Larry	William & Mary	1994-96	3
Perry, Darren	Penn State	2002	1
Pope, Mike	Lenoir Rhyne	1992-93	2
Rice, Homer*	Centre	1978	1
Roberts, Al	Washington	1997-2002	6
Selcik, George	Notre Dame	1978-83	6
Selcer, Dick	Notre Dame	1984-91	8
Shula, Dave*	Dartmouth	1991	1
Shultz, Kurtis	Maryland	2003	1
Simmons, Darrin	Kansas	2003-04	2
Smouse, Frank	Youngstown State	1968	1
Stock, Mike	Northwestern	1987-91	5
Studley, Chuck	Illinois	1969-78, 89-91	13
Surace, Bob	Princeton	2002-04	3
Urbanik, Bill	Ohio State	1984-88	5
Verducci, Frank	Seton Hall	1999-2001	3
Walsh, Bill	San Jose State	1970-75	6
Walters, Trent	Indiana	1984	1
Weber, Chuck	West Chester State	1970-75	6
Wessel, Joe	Florida State	1994-96	3
Williamson, Richard	Alabama	1992-94	3
Winner, Charley	Southeast Missouri	1976-79	4
Wood, Alex	Iowa	2003	1
Wood, Kim	Wisconsin	1975-2002	28
Wylie, Bob	Colorado	1997-98	2
Zampese, Ken	San Diego	2003-04	2

(For positions coached, please see pages 179-180)

*Has also served as Bengals head coach

BENGALS LEADERS BY YEARS

RUSHING

YEAR	NAME	ATT	YDS	AVG	LG	TD
1968	Paul Robinson	238	1023	4.3	87	8
1969	Jess Phillips	118	578	4.9	83	3
1970	Jess Phillips	163	648	4.0	76	4
1971	Fred Willis	135	590	4.4	36	7
1972	Essex Johnson	212	825	3.9	19	4
1973	Essex Johnson	195	997	5.1	46	4
1974	Charlie Davis	72	375	5.2	29	0
1975	Boobie Clark	167	594	3.6	17	4
1976	Boobie Clark	151	671	4.4	24	7
1977	Pete Johnson	153	585	3.8	65	4
1978	Pete Johnson	180	762	4.2	50	7
1979	Pete Johnson	243	865	3.6	35	14
1980	Pete Johnson	186	747	4.0	57	6
1981	Pete Johnson	274	1077	3.9	39	12
1982	Pete Johnson	156	622	4.0	21	7
1983	Pete Johnson	210	763	3.6	16	14
1984	Larry Kinnebrew	154	623	4.0	23	9
1985	James Brooks	192	929	4.8	39	7
1986	James Brooks	205	1087	5.3	56	5
1987	Larry Kinnebrew	145	570	3.9	52	8
1988	Ickey Woods	203	1066	5.3	56	15
1989	James Brooks	221	1239	5.6	65	7
1990	James Brooks	195	1004	5.1	56	5
1991	Harold Green	158	731	4.6	75	2
1992	Harold Green	265	1170	4.4	53	2
1993	Harold Green	215	589	2.7	25	0
1994	Derrick Fenner	141	468	3.3	21	1
1995	Harold Green	171	661	3.9	23	2
1996	Garrison Hearst	225	847	3.8	24	0
1997	Corey Dillon	233	1129	4.8	71	10
1998	Corey Dillon	262	1130	4.3	66	4
1999	Corey Dillon	263	1200	4.6	50	5
2000	Corey Dillon	315	1435	4.6	80	7
2001	Corey Dillon	340	1315	3.9	96	10
2002	Corey Dillon	314	1311	4.2	67	7
2003	Rudi Johnson	215	957	4.5	54	9

RECEPTIONS

YEAR	NAME	NO	YDS	AVG	LG	TD
1968	Bob Trumpy	37	639	17.3	80	3
1969	Eric Crabtree	40	855	21.4	73	7
1970	Chip Myers	32	542	16.9	56	1
1971	Bob Trumpy	40	531	13.3	44	3
1972	Chip Myers	57	792	13.9	42	3
1973	Isaac Curtis	45	843	18.7	77	9
1974	Boobie Clark	45	347	7.7	39	0
1975	Chip Myers	32	383	12.0	22	1
1976	Isaac Curtis	44	934	21.2	55	7
1977	Isaac Curtis	41	766	18.7	85	6
1978	Billy Brooks	39	772	19.8	94	4
1979	Isaac Curtis	47	737	15.7	57	3
1980	Don Bass	58	724	12.5	50	3
1981	Dan Ross	56	724	12.9	37	4
1982	Dan Ross	71	910	12.8	37	5
1983	Cris Collinsworth	49	700	14.3	50	1
1984	Cris Collinsworth	66	1130	17.1	63	5
1985	Cris Collinsworth	64	989	15.5	57	6
1986	Cris Collinsworth	65	1125	17.3	71	5
1987	Cris Collinsworth	62	1024	16.5	46	10
1988	Eddie Brown	44	608	13.8	47	3
1989	Eddie Brown	53	1273	24.0	86	9
1990	Tim McGee	65	1211	18.6	74	8
1991	Eddie Brown	44	706	16.0	50	9
1992	Eddie Brown	59	827	14.0	53	2
1993	Harold Green	41	214	5.2	19	0
1994	Jeff Query	56	654	11.7	51	4
1995	Carl Pickens	71	1127	15.9	70	11
1996	Carl Pickens	99	1234	12.5	68	17
1997	Carl Pickens	100	1180	11.8	61	12
1998	Darnay Scott	54	797	14.8	77	5
1999	Darnay Scott	82	1023	12.5	67	5
2000	Darnay Scott	68	1022	15.0	76	7
2001	Peter Warrick	51	592	11.6	46	4
2002	Peter Warrick	70	667	9.5	33	1
2003	Chad Johnson	69	1166	16.9	72	5
2003	Chad Johnson	90	1355	15.1	82	10

RECEIVING YARDAGE

YEAR	NAME	YDS	REC	AVG	LG	TD
1968	Bob Trumpy	639	37	17.3	80	3
1969	Eric Crabtree	855	40	21.4	73	7
1970	Chip Myers	542	32	16.9	56	1
1971	Bob Trumpy	531	40	13.3	44	3
1972	Chip Myers	792	57	13.9	42	3
1973	Isaac Curtis	843	45	18.7	77	9
1974	Isaac Curtis	633	30	21.1	77	10
1975	Isaac Curtis	934	44	21.2	55	7
1976	Isaac Curtis	766	41	18.7	85	6
1977	Billy Brooks	772	39	19.8	94	4
1978	Isaac Curtis	737	47	15.7	57	3
1979	Don Bass	724	58	12.5	50	3
1980	Dan Ross	724	56	12.9	37	4
1981	Cris Collinsworth	1009	67	15.1	74	8
1982	Cris Collinsworth	700	49	14.3	50	1
1983	Cris Collinsworth	1130	66	17.1	63	5
1984	Cris Collinsworth	989	64	15.5	57	6
1985	Cris Collinsworth	1125	65	17.3	71	5
1986	Cris Collinsworth	1024	62	16.5	46	10
1987	Eddie Brown	608	44	13.8	47	3
1988	Eddie Brown	1273	53	24.0	86	9
1989	Tim McGee	1211	65	18.6	74	8
1990	Tim McGee	737	43	17.1	52	1
1991	Eddie Brown	827	59	14.0	53	2
1992	Tim McGee	408	35	11.7	36	3
1993	Jeff Query	654	56	11.7	51	4
1994	Carl Pickens	1127	71	15.9	70	11
1995	Carl Pickens	1234	99	12.5	68	17
1996	Carl Pickens	1180	100	11.8	61	12
1997	Darnay Scott	797	54	14.8	77	5
1998	Carl Pickens	1023	82	12.5	67	5
1999	Darnay Scott	1022	68	15.0	76	7
2000	Peter Warrick	592	51	11.6	46	4
2001	Darnay Scott	819	57	14.4	49	2
2002	Chad Johnson	1166	69	16.9	72	5
2003	Chad Johnson	1355	90	15.1	82	10

SCORING

YEAR	NAME	POS	PTS	HOW SCORED
1968	Dale Livingston	PK	59	13 FG; 20 PAT
1969	Horst Muhlmann	PK	80	16 FG; 32 PAT
1970	Horst Muhlmann	PK	108	25 FG; 33 PAT
1971	Horst Muhlmann	PK	91	20 FG; 31 PAT
1972	Horst Muhlmann	PK	111	27 FG; 30 PAT
1973	Horst Muhlmann	PK	94	21 FG; 31 PAT
1974	Horst Muhlmann	PK	65	11 FG; 32 PAT
1975	Dave Green	PK	70	10 FG; 40 PAT
1976	Chris Bahr	PK	81	14 FG; 39 PAT
1977	Chris Bahr	PK	82	19 FG; 25 PAT
1978	Chris Bahr	PK	74	16 FG; 26 PAT
1979	Pete Johnson	RB	90	14 TD-Ru; 1 TD-Rc
1980	Ian Sunter	PK	48	11 FG; 15 PAT
1981	Jim Breech	PK	115	22 FG; 49 PAT
1982	Jim Breech	PK	67	14 FG; 25 PAT
1983	Jim Breech	PK	87	16 FG; 39 PAT
1984	Jim Breech	PK	103	22 FG; 37 PAT
1985	Jim Breech	PK	120	24 FG; 48 PAT
1986	Jim Breech	PK	101	17 FG; 50 PAT
1987	Jim Breech	PK	97	24 FG; 25 PAT
1988	Ickey Woods	RB	90	15 TD-Ru
1989	Jim Breech	PK	73	12 FG; 37 PAT
1990	Jim Breech	PK	92	17 FG; 41 PAT
1991	Jim Breech	PK	96	23 FG; 27 PAT
1992	Jim Breech	PK	88	19 FG; 31 PAT
1993	Doug Pelfrey	PK	85	24 FG; 13 PAT
1994	Doug Pelfrey	PK	108	28 FG; 24 PAT
1995	Doug Pelfrey	PK	121	29 FG; 34 PAT
1996	Doug Pelfrey	PK	110	23 FG; 41 PAT
1997	Doug Pelfrey	PK	77	12 FG; 41 PAT
1998	Doug Pelfrey	PK	78	19 FG; 21 PAT
1999	Doug Pelfrey	PK	81	18 FG; 27 PAT
2000	Neil Rackers	PK	57	12 FG; 21 PAT
2001	Corey Dillon	RB	78	10 TD-Ru; 3 TD-Rc
2002	Neil Rackers	PK	75	15 FG; 30 PAT
2003	Shayne Graham	PK	106	22 FG; 40 PAT

PASSING

YEAR	NAME	ATT	CMP	YDS	PCT	TD	INT	RAT
1968	John Stofa	177	85	896	48.0	5	5	60.8
1969	Greg Cook	197	106	1854	53.8	15	11	88.3
1970	Virgil Carter	278	143	1647	51.4	9	9	66.9
1971	Virgil Carter	222	138	1624	62.2	10	7	86.2
1972	Ken Anderson	301	171	1918	56.8	7	7	74.0
1973	Ken Anderson	329	179	2428	54.4	18	12	81.2
1974	Ken Anderson	328	213	2667	64.9	18	10	95.7
1975	Ken Anderson	377	228	3169	60.5	21	11	93.9
1976	Ken Anderson	338	179	2367	53.0	19	14	76.9
1977	Ken Anderson	323	166	2145	51.4	11	11	69.7
1978	Ken Anderson	319	173	2219	54.2	10	22	58.0
1979	Ken Anderson	339	189	2340	55.8	16	10	80.7
1980	Ken Anderson	275	166	1778	60.4	6	13	66.9
1981	Ken Anderson	479	300	3754	62.6	29	10	98.4
1982	Ken Anderson	309	218	2495	70.6	12	9	95.3
1983	Ken Anderson	297	198	2333	66.7	12	13	85.6
1984	Ken Anderson	275	175	2107	63.6	10	12	81.0
1985	Boomer Esiason	431	251	3443	58.2	27	12	93.2
1986	Boomer Esiason	469	273	3959	58.2	24	17	87.7
1987	Boomer Esiason	440	240	3321	54.5	16	19	73.1
1988	Boomer Esiason	388	223	3572	57.5	28	14	97.4
1989	Boomer Esiason	455	258	3525	56.7	28	11	92.1
1990	Boomer Esiason	402	224	3031	55.7	24	22	77.0
1991	Boomer Esiason	413	233	2883	56.4	13	16	72.5
1992	Boomer Esiason	278	144	1407	51.8	11	15	57.0
1993	David Klingler	343	190	1935	55.4	6	9	66.6
1994	Jeff Blake	306	156	2154	51.0	14	9	76.9
1995	Jeff Blake	567	326	3822	57.5	28	17	82.1
1996	Jeff Blake	549	308	3624	56.1	24	14	80.3
1997	Jeff Blake	317	184	2125	58.0	8	7	77.6
	Boomer Esiason	186	118	1478	63.4	13	2	106.9
1998	Neil O'Donnell	343	212	2216	61.8	15	4	90.2
1999	Jeff Blake	389	215	2670	55.3	16	12	77.6
2000	Akili Smith	267	118	1253	44.2	3	6	52.8
2001	Jon Kitna	581	313	3216	53.9	12	22	61.1
2002	Jon Kitna	473	294	3178	62.2	16	16	79.1
2003	Jon Kitna	520	324	3591	62.3	26	15	87.4

KICKOFF RETURNS

(Yardage leaders)

YEAR	NAME	NO	YDS	AVG	LG	TD
1968	Warren McVea	14	310	22.1	30	0
1969	Essex Johnson	16	362	22.6	51	0
1970	Lemar Parrish	16	482	30.1	95	1
1971	Paul Robinson	18	335	18.6	37	0
1972	Bernard Jackson	21	509	24.2	62	0
1973	Bernard Jackson	21	520	24.8	41	0
1974	Bernard Jackson	29	682	23.5	45	0
1975	Bernard Jackson	25	587	23.5	39	0
1976	Willie Shelby	30	761	25.4	97	1
1977	Willie Shelby	19	403	21.2	38	0
1978	Ray Griffin	37	787	21.3	39	0
1979	Deacon Turner	55	1149	20.9	36	0
1980	Cleotha Montgomery	44	843	19.2	40	0
1981	David Verser	29	691	23.8	78	0
1982	David Verser	16	320	20.0	33	0
1983	John Simmons	14	317	22.6	36	0
1984	Stanford Jennings	22	452	20.5	46	0
1985	Mike Martin	48	1104	23.0	45	0
1986	Tim McGee	43	1007	23.4	94	0
1987	Barney Bussey	21	406	19.3	34	0
1988	Stanford Jennings	32	684	21.4	98	1
1989	Stanford Jennings	26	525	20.2	33	0
1990	Stanford Jennings	29	584	20.1	33	0
1991	Eric Ball	13	262	20.2	24	0
1992	Milt Stegall	25	430	17.2	39	0
1993	Patrick Robinson	30	567	18.9	42	0
1994	Eric Ball	42	915	21.8	43	0
1995	David Dunn	50	1092	21.8	45	0
1996	David Dunn	35	782	22.3	90	1
1997	Eric Bieniemy	34	789	23.2	102	1
1998	Tremain Mack	45	1165	25.9	97	1
1999	Tremain Mack	51	1382	27.1	99	1
2000	Tremain Mack	50	1036	20.7	50	0
2001	Curtis Keaton	42	891	21.2	64	0
2002	Brandon Bennett	49	1231	25.1	94	1
2003	Brandon Bennett	53	1146	21.6	46	0

PUNT RETURNS

(Yardage leaders)

YEAR	NAME	NO	YDS	AVG	LG	TD
1968	Essex Johnson	22	111	5.0	45	0
1969	Essex Johnson	17	85	5.0	17	0
1970	Lemar Parrish	23	194	8.4	79	1
1971	Lemar Parrish	12	93	7.8	47	0
1972	Tommy Casanova	30	289	9.6	66	1
1973	Lemar Parrish	25	200	8.0	47	0
1974	Lemar Parrish	18	338	18.8	90	2
1975	Lyle Blackwood	23	123	5.3	31	0
1976	Willie Shelby	21	152	7.7	30	0
1977	Tony Davis	19	220	11.6	70	0
1978	Tony Davis	22	130	5.9	12	0
1979	Vaughn Lusby	32	260	8.1	40	0
1980	Cleotha Montgomery	31	223	7.2	42	0
1981	Mike Fuller	23	177	7.7	34	0
1982	Mike Fuller	17	95	5.6	13	0
1983	Mike Martin	23	227	9.9	19	0
1984	Mike Martin	24	376	15.7	55	0
1985	Mike Martin	32	268	8.4	26	0
1986	Ray Horton	11	111	10.1	25	0
1987	Mike Martin	28	277	9.9	21	0
1988	Ira Hillary	17	166	9.8	20	0
1989	Mike Martin	15	107	7.1	17	0
1990	Mitchell Price	29	251	8.7	66	1
1991	Mitchell Price	14	203	14.5	78	1
1992	Carl Pickens	18	229	12.7	95	1
1993	Patrick Robinson	43	305	7.1	36	0
1994	Corey Sawyer	26	307	11.8	82	1
1995	Corey Sawyer	9	58	6.4	21	0
1996	Corey Sawyer	15	117	7.8	62	0
1997	Greg Myers	26	201	7.7	18	0
1998	Damon Gibson	27	218	8.1	65	1
1999	Craig Yeast	10	209	20.9	86	2
2000	Craig Yeast	34	225	6.6	27	0
2001	T.J. Houshmandzadeh	12	163	13.6	86	0
2002	T.J. Houshmandzadeh	24	117	4.9	34	0
2003	Peter Warrick	25	273	10.9	68	1

PUNTING

YEAR	NAME	NO	YDS	AVG	LG	BK
1968	Dale Livingston	70	3036	43.4	66	0
1969	Dale Livingston	70	2769	39.6	55	1
1970	Dave Lewis	79	3651	46.2	63	0
1971	Dave Lewis	72	3229	44.8	56	0
1972	Dave Lewis	66	2777	42.1	60	0
1973	Dave Lewis	68	2790	41.0	60	0
1974	Dave Green	66	2701	40.9	53	0
1975	Dave Green	68	2655	39.0	57	1
1976	Pat McNally	76	2999	39.5	61	0
1977	Pat McNally	67	2802	41.8	67	1
1978	Pat McNally	91	3919	43.1	65	0
1979	Pat McNally	89	3678	41.3	61	2
1980	Pat McNally	83	3390	40.8	61	2
1981	Pat McNally	72	3272	45.4	62	1
1982	Pat McNally	31	1201	38.7	53	0
1983	Pat McNally	67	2804	41.9	60	2
1984	Pat McNally	67	2832	42.3	61	0
1985	Pat McNally	57	2410	42.3	64	1
1986	Jeff Hayes	56	1965	35.1	52	2
1987	Scott Fulhage	52	2168	41.7	58	0
1988	Scott Fulhage	44	1672	38.0	53	2
1989	Lee Johnson	61	2446	40.1	62	2
1990	Lee Johnson	64	2705	42.3	70	0
1991	Lee Johnson	64	2795	43.7	62	0
1992	Lee Johnson	76	3196	42.1	64	0
1993	Lee Johnson	90	3954	43.9	60	0
1994	Lee Johnson	79	3461	43.8	64	1
1995	Lee Johnson	68	2861	42.1	61	0
1996	Lee Johnson	80	3630	45.4	67	1
1997	Lee Johnson	81	3471	42.9	66	0
1998	Lee Johnson	69	3083	44.7	69	1
1999	Will Brice	60	2475	41.3	72	2
2000	Daniel Pope	94	3775	40.2	57	0
2001	Nick Harris	84	3372	40.1	57	1
2002	Nick Harris	65	2608	40.1	57	1
2003	Kyle Richardson	49	1961	40.0	58	0

INTERCEPTIONS

YEAR	NAME	NO	YDS	AVG	LG	TD
1968	Jess Phillips	3	26	8.7	23	0
1969	Fletcher Smith	4	67	16.8	29	0
	Bobby Hunt	4	66	16.5	27	0
	Ken Riley	4	66	16.5	66	0
	Bill Peterson	4	23	5.8	17	0
1970	Lemar Parrish	5	28	5.6	19	0
1971	Lemar Parrish	7	105	15.0	65	1
1972	Tommy Casanova	5	108	21.6	33	0
	Lemar Parrish	5	90	18.0	33	2
1973	Tommy Casanova	4	33	8.1	16	0
1974	Ken Riley	5	33	6.6	19	0
1975	Ken Riley	6	76	12.7	30	1
1976	Ken Riley	9	141	15.7	53	1
1977	Lemar Parrish	3	95	31.7	47	1
	Reggie Williams	3	67	22.3	54	1
1978	Dick Jauron	4	52	13.0	24	1
1979	Dick Jauron	6	41	6.8	12	0
1980	Louis Breeden	7	91	13.0	29	0
1981	Ken Riley	5	6	1.2	6	0
1982	Ken Riley	5	88	17.6	56	1
1983	Ken Riley	8	89	11.1	42	2
1984	Louis Breeden	4	96	24.0	70	0
	Robert Jackson	4	32	8.0	28	1
	Bobby Kemp	4	27	6.8	14	0
1985	James Griffin	7	118	16.6	33	1
1986	Louis Breeden	7	72	10.3	36	1
1987	David Fulcher	3	30	10.0	28	0
	Robert Jackson	3	49	16.3	29	0
1988	Eric Thomas	7	61	8.7	37	0
1989	David Fulcher	8	87	10.9	22	0
1990	Barney Bussey	4	37	9.3	18	0
	David Fulcher	4	20	5.0	18	0
1991	David Fulcher	4	51	12.8	27	1
1992	Darryl Williams	4	65	16.3	30	0
1993	Mike Brim	3	74	24.7	30	1
1994	Louis Oliver	3	36	12.0	19	0
1995	Bracey Walker	4	56	14.0	23	0
1996	Ashley Ambrose	8	63	7.9	31	1
1997	Corey Sawyer	4	44	11.0	37	0
1998	Sam Shade	3	33	11.0	32	0
	Artrell Hawkins	3	21	7.0	12	0
1999	Rodney Heath	3	72	24.0	58	1
2000	Tom Carter	2	40	20.0	30	0
	Takeo Spikes	2	12	6.0	7	0
2001	Kevin Kaesviharn	3	41	13.7	29	0
	Artrell Hawkins	3	26	8.7	22	0
2002	Artrell Hawkins	2	102	51.0	102	1
	Kevin Kaesviharn	2	17	8.5	17	0
2003	Tory James	4	56	14.0	31	0

BENGALS SUPERLATIVE SEASONS

1,000-YARD RUSHERS

YARDS	PLAYER	YEAR
1,435	Corey Dillon	2000
1,315	Corey Dillon	2001
1,311	Corey Dillon	2002
1,239	James Brooks	1989
1,200	Corey Dillon	1999
1,170	Harold Green	1992
1,130	Corey Dillon	1998
1,129	Corey Dillon	1997
1,087	James Brooks	1986
1,077	Pete Johnson	1981
1,066	Ickey Woods	1988
1,023	Paul Robinson	1968
1,004	James Brooks	1990

1,000-YARD RECEIVERS

YARDS	PLAYER	YEAR
1,355	Chad Johnson	2003
1,273	Eddie Brown	1988
1,234	Carl Pickens	1995
1,211	Tim McGee	1989
1,180	Carl Pickens	1996
1,166	Chad Johnson	2002
1,130	Cris Collinsworth	1983
1,127	Carl Pickens	1994
1,125	Cris Collinsworth	1985
1,024	Cris Collinsworth	1986
1,023	Carl Pickens	1998
1,022	Darnay Scott	1999
1,009	Cris Collinsworth	1981

3,000-YARD PASSERS

YARDS	PLAYER	YEAR
3,959	Boomer Esiason	1986
3,822	Jeff Blake	1995
3,754	Ken Anderson	1981
3,624	Jeff Blake	1996
3,591	Jon Kitna	2003
3,572	Boomer Esiason	1988
3,525	Boomer Esiason	1989
3,443	Boomer Esiason	1985
3,321	Boomer Esiason	1987
3,216	Jon Kitna	2001
3,178	Jon Kitna	2002
3,169	Ken Anderson	1975
3,031	Boomer Esiason	1990

BENGALS ALL-TIME RUSHING STATISTICS

Players active with Bengals as of July 10, 2004, are listed in bold.

PLAYER	YDS	ATT	AVG	LG	TD
Corey Dillon, RB 1997-2003	8061	1865	4.3	96	45
James Brooks, RB 1984-91	6447	1344	4.8	65	37
Pete Johnson, RB 1977-83	5421	1402	3.9	65	64
Harold Green, RB 1990-95	3727	968	3.9	75	8
Essex Johnson, RB 1968-75	3070	675	4.5	86	18
Boobie Clark, RB 1973-78	2978	779	3.8	26	25
Archie Griffin, RB 1976-83	2808	691	4.1	77	7
Charles Alexander, RB 1979-85	2645	748	3.5	37	13
Larry Kinnebrew, RB 1983-87	2582	639	4.0	52	37
Paul Robinson, RB 1968-72	2441	617	4.0	87	19
Ken Anderson, QB 1971-86	2220	397	5.6	29	20
Jess Phillips, RB 1968-72	1860	424	4.4	83	8
Icey Woods, RB 1988-91	1525	332	4.6	56	27
Jeff Blake, QB 1994-99	1499	285	5.3	30	10
Derrick Fenner, RB 1992-94	1450	374	3.9	35	9
Lenvil Elliott, RB 1973-78	1395	324	4.3	32	3
Boomer Esiason, QB 1984-92, 97	1355	340	4.0	24	5
Stanford Jennings, RB 1984-90	1225	308	4.0	20	9
Brandon Bennett, RB 1998-2003	1127	306	3.7	37	5
Stanley Wilson, RB 1983-84, 86, 88	1118	253	4.4	58	11
Doug Dressler, RB 1970-74	1101	272	4.0	43	9
Rudi Johnson, RB 2001-03	1024	232	4.4	54	9
Garrison Hearst, RB 1996	847	225	3.8	24	0
Eric Bieniemy, RB 1995-98	803	192	4.2	33	6
Ki-Jana Carter, RB 1995-99	747	227	3.3	79	16
Fred Willis, RB 1971-72	717	177	4.1	36	7
Eric Ball, RB 1989-94	576	156	3.7	27	8
Stan Fritts, RB 1975-76	575	141	4.1	22	11
Deacon Turner, RB 1978-80	549	142	3.9	65	1
Craig Taylor, RB 1989-91	480	114	4.2	34	7
Bill Johnson, RB 1985-87	475	86	5.5	34	1
David Klingler, QB 1992-95	420	69	6.1	29	0
Steve Broussard, RB 1994	403	94	4.3	37	2
Charlie Davis, RB 1974-75	375	72	5.2	29	0
Ed Williams, RB 1974-75	374	93	4.0	19	5
Akili Smith, QB 1999-2002	371	70	5.3	24	1
Virgil Carter, QB 1970-73	345	54	6.4	73	4
Peter Warrick, WR 2000-03	341	50	6.8	77	2
Tony Davis, RB 1976-78	316	84	3.8	16	5
Michael Basnight, RB 1999-2000	308	62	5.0	46	0
Sam Wyche, QB 1968-70	299	43	7.0	23	3
Turk Schonert, QB 1980-85, 87-89	276	62	4.5	17	3
Jon Kitna, QB 2001-03	243	89	2.7	20	5
Marc Logan, RB 1987-88	213	39	5.5	51	1
Jack Thompson, QB 1979-82	200	39	5.1	21	6
Jeff Cothran, RB 1994-96	191	57	3.4	15	1
Don Hollas, QB 1991-94	175	32	5.6	27	0
Eddie Brown, WR 1985-91	164	25	6.6	35	0
Greg Cook, QB 1969-74	148	25	5.9	30	1
Tom Smiley, RB 1968	146	63	2.3	11	1
Nicolas Luchey (formerly Nick Williams), RB 1999-2002	143	32	4.5	13	2
Darnay Scott, WR 1994-2001	137	21	6.5	23	0
Warren McVea, WR 1968	133	9	14.8	80	1
Estes Banks, RB 1968	131	34	3.9	20	0
Brian Milne, RB 1996-99	125	34	3.7	26	4
Clem Turner, RB 1969	105	23	4.6	34	0
Ron Lamb, RB 1968-71	100	33	3.0	17	0
David McCluskey, RB 1987	94	29	3.2	12	1
Jeff Hayes, P 1986	92	3	30.7	61	1
Mike Dingle, RB 1991-92	91	21	4.3	21	0
Rodney Tate, RB 1982-83	79	27	2.9	13	0
Ostell Miles, RB 1992-93	78	30	2.6	15	1
Isaac Curtis, WR 1973-84	76	25	3.0	20	0
Dana Wright, RB 1987	74	24	3.1	10	0
Curtis Keaton, RB 2000-01	72	11	6.5	21	0
Dave Walter, QB 1987	70	16	4.4	16	0
Erik Wilhelm, QB 1989-91, 93-97	69	19	3.6	18	0
Jim Hargrove, RB 1981	66	16	4.1	27	1
John Reaves, QB 1975-78	63	17	3.7	20	2
Scott Mitchell, QB 2000-01	61	10	6.1	12	1
Dan Rice, RB 1987	59	18	3.3	8	0
David Verser, WR 1981-84	48	7	6.9	29	0
Jeremi Johnson, RB 2003	41	15	2.7	12	1
Lorenzo Neal, RB 2001-02	41	14	2.9	9	0

PLAYER	YDS	ATT	AVG	LG	TD
Jay Schroeder, QB 1993	41	10	4.1	20	0
Don Bass, TE-WR 1978-81	40	6	6.7	14	0
James Joseph, RB 1995	40	16	2.5	8	0
Joe Wilson, RB 1973	39	10	3.9	11	0
Champ Henson, RB 1975	38	11	3.5	8	0
Tom Dinkel, LB 1978-83, 85	34	3	11.3	20	0
Neil O'Donnell, QB 1998	34	13	2.6	10	0
Dale Livingston, P-K 1968-69	29	2	14.5	18	0
Clif Groce, RB 1999-2000	26	11	2.4	8	1
Eric Crabtree, WR 1969-71	24	4	6.0	16	0
Mike Martin, WR 1983-89	24	3	8.0	15	0
Steve Kreider, WR 1979-86	23	4	5.8	21	0
Gus Frerotte, QB 2002	22	4	5.5	9	0
Charlie Joiner, WR 1972-75	22	5	4.4	8	0
Dave Lewis, QB-P 1970-73	22	12	1.8	15	0
Daniel Pope, P 2000	22	2	11.0	22	0
Speedy Thomas, WR 1969-72	22	8	2.8	16	1
Saint Saffold, WR 1968	21	1	21.0	21	0
Tommy Casanova, S 1972-77	20	1	20.0	20	0
John Hollifield, RB 1989	20	11	1.8	11	0
Sedrick Shaw, RB 1999	20	4	5.0	10	1
Greg Meehan, WR 1987	19	4	4.8	17	0
Adrian Breen, QB 1987	18	6	3.0	9	0
Tim McGee, WR 1986-92, 94-95	18	8	2.3	25	0
Ben Bennett, QB 1987	17	2	8.5	9	0
Dewey Warren, QB 1968	17	4	4.3	12	0
Jeff Query, WR 1992-95	14	3	4.7	8	0
Reece Morrison, RB 1972-73	13	4	3.3	8	0
Cleotha Montgomery, RB 1980	12	1	12.0	12	0
John Farley, RB 1984	11	7	1.6	5	0
Lynn James, WR 1990-91	11	1	11.0	11	0
Rex Keeling, P 1968	10	1	10.0	10	0
Damon Gibson, WR 1998	9	1	9.0	9	0
Willie Shelby, RB 1976-77	9	5	1.8	3	0
Wayne Clark, QB 1974	8	1	8.0	8	1
Steve Conley, RB 1972	8	3	2.7	5	0
Sandy Durko, S 1970-72	7	1	7.0	7	0
Mike Levenseller, WR 1979-80	6	1	6.0	6	0
Carl Pickens, WR 1992-99	6	6	1.0	6	0
Patrick Robinson, WR 1993	6	1	6.0	6	0
Ryan Benjamin, RB 1993	5	3	1.7	2	0
Bobby Hunt, S 1968-69	5	1	5.0	5	1
Mike Norseth, QB 1987-88	5	1	5.0	5	0
Kelley Washington, WR 2003	5	1	5.0	5	0
Michael Blair, RB 1998	4	1	4.0	4	0
Glenn Buinotch, G 1976-82	4	1	4.0	4	1
Doug Gaynor, QB 1986	4	1	4.0	4	0
Ted Washington, RB 1968	4	1	4.0	4	0
John McDaniel, WR 1974-77	3	2	1.5	5	0
Nathan Poole, RB 1979-80	3	6	0.5	7	0
Rod Sherman, WR 1968	3	1	3.0	3	0
Paul Justin, QB 1998	2	1	2.0	2	0
Jason Burns, RB 1995	1	1	1.0	1	0
Bruce Coslet, TE 1969-76	1	1	1.0	1	0
John Stofa, QB 1968-69	1	10	0.1	13	0
Michael Westbrook, WR 2002	1	1	1.0	1	0
Marvin Cobb, S 1975-79	0	1	0.0	0	0
Brad Costello, P 1998-99	0	1	0.0	0	0
Rob Hertel, QB 1978	0	1	0.0	0	0
Jim Corbett, TE 1977-80	-1	1	-1.0	-1	0
Scottie Graham, RB 1997	-1	1	-1.0	-1	0
Eric Kresser, QB 1997-99	-1	1	-1.0	-1	0
Dennis Law, WR 1978	-1	1	-1.0	-1	0
Bob Trumpy, TE-WR 1968-77	-1	1	-1.0	-1	0
Craig Yeast, WR 1999-2000	-1	3	-0.3	15	0
Jeff Christensen, QB 1983	-2	1	-2.0	-2	0
Ira Hilary, WR 1967-69	-2	1	-2.0	-2	0
Jeff Hill, WR 1994-96	-3	1	-3.0	-3	0
Scott Covington, QB 1999-2001	-4	2	-2.0	-2	0
M.L. Harris, TE 1980-85	-5	4	-1.3	0	0
Neil Rackers, K 2000-02	-5	1	-5.0	-5	0
Pat McInally, P-WR 1976-85	-7	5	-1.4	18	0
Mike Barber, WR 1990-91	-13	1	-13.0	-13	0
David Dunn, WR 1995-98	-13	1	-13.0	-13	0
Cris Collinsworth, WR 1981-88	-15	7	-2.1	7	0
Billy Brooks, WR 1976-79	-17	3	-5.7	4	0
Lee Johnson, P 1988-98	-25	4	-6.3	0	0

BENGALS ALL-TIME RECEPTION STATISTICS

Players active with Bengals as of July 10, 2004, are listed in bold.

PLAYER	NO	YDS	AVG	LG	TD
Carl Pickens, WR 1992-99	530	6887	13.0	75	63
Cris Collinsworth, WR 1981-88	417	6698	16.1	74	36
Isaac Curtis, WR 1973-84	416	7101	17.1	85	53
Darnay Scott, WR 1994-2001	386	5975	15.5	88	36
Eddie Brown, WR 1985-91	363	6134	16.9	86	41
Rodney Holman, TE 1982-92	318	4329	13.6	73	34
Tony McGee, TE 1993-2001	299	3795	12.7	54	20
Bob Trumpy, TE-WR 1968-77	298	4600	15.4	80	35
James Brooks, RB 1984-91	297	3012	10.1	57	27
Tim McGee, WR 1986-92, 94-95	282	4703	16.7	78	25
Dan Ross, TE 1979-83, 85	263	3204	12.2	41	16
Peter Warrick, WR 2000-03	253	2684	10.6	77	18
Chip Myers, WR 1969-76	218	3079	14.1	63	12
Archie Griffin, RB 1976-83	192	1607	8.4	52	6
Corey Dillon, RB 1997-2003	192	1482	7.7	41	5
Chad Johnson, WR 2001-03	187	2850	15.2	82	16
Pete Johnson, RB 1977-83	173	1327	7.7	34	6
Charles Alexander, RB 1979-85	165	1130	6.8	65	2
Boobie Clark, RB 1973-78	151	1139	7.5	39	2
Steve Kreider, WR 1979-86	150	2119	14.1	56	9
Harold Green, RB 1990-95	145	1004	6.9	34	3
Eric Bieniemy, RB 1995-98	133	1098	8.3	42	0
Essex Johnson, RB 1968-75	121	1541	12.7	78	11
Don Bass, TE-WR 1978-81	117	1580	13.5	55	13
Stanford Jennings, RB 1984-90	107	1027	9.6	43	9
Lenvil Elliott, RB 1973-78	102	921	9.0	33	9
M.L. Harris, TE 1980-85	99	1369	13.8	80	10
Billy Brooks, WR 1976-79	93	1683	18.1	94	7
Speedy Thomas, WR 1969-72	93	1236	13.3	90	8
Derrick Fenner, RB 1992-94	91	744	8.2	40	2
Brandon Bennett, RB 1998-2003	90	756	8.4	55	1
Ron Dugans, WR 2000-02	89	797	9.0	31	3
Doug Dressler, RB 1970-74	87	689	7.9	33	1
Charlie Joiner, WR 1972-75	82	1463	17.8	65	6
Jeff Query, WR 1992-95	77	963	12.5	83	7
David Dunn, WR 1995-98	76	1132	14.9	40	4
Jess Phillips, RB 1968-72	76	427	5.6	31	2
Eric Crabtree, WR 1969-71	73	1188	16.3	73	11
Marco Battaglia, TE 1996-2001	70	651	9.3	34	2
Paul Robinson, RB 1968-72	69	454	6.6	68	2
Mike Martin, WR 1983-89	67	1017	15.2	54	6
Eric Kattus, TE 1986-91	66	698	10.6	57	5
Larry Kinnebrew, RB 1983-87	65	600	9.2	31	3
T.J. Houshmandzadeh, WR 2001-03	62	720	11.6	31	1
Bruce Coslet, TE 1969-76	61	878	14.4	71	9
Pat McNally, WR 1976-85	57	808	14.2	59	5
Ki-Jana Carter, RB 1995-99	52	375	7.2	35	1
Brian Milne, RB 1996-99	52	291	5.6	20	0
Matt Schobel, TE 2002-03	51	544	10.7	45	4
Ickey Woods, RB 1988-91	47	397	8.4	25	0
Danny Farmer, WR 2000-02	43	611	14.2	51	1
Lorenzo Neal, RB 2001-02	40	234	5.9	15	2
Willie Jackson, WR 1998-99	38	534	14.1	47	2
Mike Barber, WR 1990-91	37	451	12.2	42	2
Jim Riggs, TE 1987-92	37	274	7.4	17	0
Reggie Rember, WR 1991-93	36	437	12.1	27	1
Craig Thompson, TE 1992-93	36	281	7.8	32	3
Clif Groce, RB 1999-2000	36	199	5.5	14	0
Steve Broussard, RB 1994	34	218	6.4	25	0
Fred Willis, RB 1971-72	33	269	8.2	29	0
Rod Sherman, WR 1968	31	374	12.1	27	1
James Hundon, WR 1996-99	28	416	14.9	61	4
Craig Taylor, RB 1989-91	28	188	6.7	20	3
Craig Yeast, WR 1999-2000	27	321	11.9	27	0
Ira Hillary, WR 1987-89	27	303	11.2	31	2
Stanley Wilson, RB 1983-84, 86, 88	27	277	10.3	34	2
Rudi Johnson, RB 2001-03	27	180	6.7	17	0
John McDaniel, WR 1974-77	26	459	17.7	60	1
Jim Corbett, TE 1977-80	25	376	15.0	51	1
Deacon Turner, RB 1978-80	25	141	5.6	15	1
Nicolas Luchey (formerly Nick Williams), RB 1999-2002	24	226	9.4	20	0
David Verser, WR 1981-84	23	454	19.7	73	3
Ed Williams, RB 1974-75	23	194	8.4	20	2
Kelley Washington, WR 2003	22	299	13.6	51	4
Tony Stewart, TE 2002-03	22	218	9.9	21	0

PLAYER	NO	YDS	AVG	LG	TD
Eric Ball, RB 1989-94	22	216	9.8	48	3
Warren McVea, WR 1968	21	264	12.6	55	2
James Joseph, RB 1995	20	118	5.9	13	0
Damon Gibson, WR 1998	19	258	13.6	76	3
Charlie Davis, RB 1974-75	19	171	9.0	32	0
Jeff Cothran, RB 1994-96	19	117	6.2	15	1
Troy Sadowski, TE 1994-96	19	106	5.6	12	0
Tom Smiley, RB 1968	19	86	4.5	17	0
Rodney Tate, RB 1982-83	18	142	7.9	25	0
Kendal Smith, WR 1989-90	17	185	10.9	41	1
Michael Basnight, RB 1999-2000	16	172	10.8	47	0
Saint Saffold, WR 1968	16	172	10.8	25	0
Brian Brennan, WR 1992	16	166	10.4	21	1
Bill Johnson, RB 1985-87	16	122	7.6	17	0
Stan Fritts, RB 1975-76	15	138	9.2	19	2
Tony Davis, RB 1976-78	15	135	9.0	28	0
Jeremi Johnson, RB 2003	15	82	5.5	16	1
Rick Walker, TE 1977-79	14	153	10.9	28	3
Damon Griffin, WR 1999-2000	14	137	9.8	20	0
Reggie Kelly, TE 2003	13	81	6.2	13	1
Garrison Hearst, RB 1996	12	131	10.9	40	1
Lynn James, WR 1990-91	10	139	13.9	22	1
Michael Westbrook, WR 2002	8	94	11.8	26	2
Steve Bush, TE-RB 1997-2000	8	82	10.3	18	0
Patrick Robinson, WR 1993	8	72	9.0	14	0
Anthony Munoz, T 1980-92	7	18	2.6	12	4
Ostell Miles, RB 1992-93	6	89	14.8	27	0
Wesley Carroll, WR 1993	6	81	13.5	28	0
Stepfret Williams, WR 1998	6	81	13.5	19	1
David Frisch, TE 1993-94	6	43	7.2	12	0
Dennis Law, WR 1978	5	81	16.2	20	0
Marc Logan, RB 1987-88	5	34	6.8	18	0
Mike Dingle, RB 1991-92	5	23	4.6	12	1
Clem Turner, RB 1969	5	14	2.8	8	0
Ron Lamb, RB 1968-71	4	77	19.3	60	0
Gunnard Twyner, WR 1997	4	45	11.3	16	0
Jeff Hill, WR 1994-96	4	44	11.0	18	0
Milt Stegall, WR 1992-94	4	43	10.8	13	1
Dana Wright, RB 1987	4	28	7.0	11	0
Jeff Thomason, TE 1992-93	4	22	5.5	10	0
Estes Banks, RB 1968	4	15	3.8	13	1
Shane Garrett, WR 1991-92	3	32	10.7	13	0
Greg Meehan, WR 1987	3	25	8.3	12	0
Kevin Walter, WR 2003	3	18	6.0	9	0
Nathan Poole, RB 1979-80	3	-14	-4.7	3	0
Marquis Pleasant, WR 1987	2	45	22.5	35	0
Derek Ware, TE 1995	2	36	18.0	21	0
Jack Novak, TE 1975	2	34	17.0	19	0
Mike Levenseller, WR 1979-80	2	30	15.0	22	0
John Garrett, WR 1989	2	29	14.5	18	0
Tim George, WR 1973	2	28	14.0	19	0
Wade Russell, TE 1987	2	27	13.5	23	1
John Hollifield, RB 1989	2	18	9.0	14	0
Ed Marshall, WR 1971	2	18	9.0	10	0
Andre White, TE 1968	2	18	9.0	11	0
Kirk McMullen, TE 2001	2	15	7.5	11	0
Don Kern, TE 1984-85	2	14	7.0	9	0
Melvin Tuten, T 1995-96	2	12	6.0	9	1
John Farley, RB 1984	2	11	5.5	10	0
Carl Parker, WR 1988-89	1	45	45.0	45	0
Tommie Smith, WR 1969	1	41	41.0	41	0
Bernard Jackson, DB 1972-76	1	22	22.0	22	0
Ryan Benjamin, RB 1993	1	16	16.0	16	0
Bill Peterson, LB 1968-72	1	10	10.0	10	0
Al Chandler, TE 1973-74	1	9	9.0	9	0
Curtis Keaton, RB 2000-01	1	9	9.0	9	0
Mike Kelly, TE 1970-72	1	9	9.0	9	0
David McCluskey, RB 1987	1	8	8.0	8	0
Michael Blair, RB 1998	1	7	7.0	7	0
Akili Smith, QB 1999-2002	1	6	6.0	6	0
Drew Buie, WR 1972	1	5	5.0	5	0
Sam Wyche, QB 1968-70	1	5	5.0	5	0
Brian Blados, G-T 1984-91	1	4	4.0	4	0
Reece Morrison, RB 1972-73	1	4	4.0	4	0
Willie Shelby, RB 1976-77	1	3	3.0	3	0
Scottie Graham, RB 1997	1	1	1.0	1	0
Jim Hargrove, RB 1981	1	0	0.0	0	0
Champ Henson, RB 1975	1	-2	-2.0	-2	0
Sedrick Shaw, RB 1999	1	-4	-4.0	-4	0
David Klingler, QB 1992-95	1	-6	-6.0	-6	0

BENGALS ALL-TIME PASSING STATISTICS

Players active with Bengals as of July 10, 2004, are listed in bold.

— 350 OR MORE ATTEMPTS —

PLAYER	ATT	CMP	PCT	YDS	TD	INT	RAT
Boomer Esiason, QB 1984-92, 97	3564	2015	56.5	27,149	187	131	83.1
Ken Anderson, QB 1971-86	4475	2654	59.3	32,838	197	160	81.9
Jeff Blake, QB 1994-99	2221	1240	55.8	15,134	93	62	79.3
Turk Schonert, QB 1980-85, 87-89	350	216	61.7	2756	7	12	78.7
Jon Kitna, QB 2001-03	1574	931	59.1	9985	54	53	75.2
Virgil Carter, QB 1970-73	582	328	56.4	3850	22	20	74.9
David Klingler, QB 1992-95	687	375	54.6	3880	16	21	66.1
Jack Thompson, QB 1979-82	370	175	47.3	2072	13	19	55.1
Akili Smith, QB 1999-2002	461	215	46.6	2212	5	13	52.8

— 50-349 ATTEMPTS —

PLAYER	ATT	CMP	PCT	YDS	TD	INT	RAT
Neil O'Donnell, QB 1998	343	212	61.8	2216	15	4	90.2
Greg Cook, QB 1969-74	200	107	53.5	1865	15	11	87.6
Sam Wyche, QB 1968-70	220	115	52.3	1743	12	8	81.7
Erik Wilhelm, QB 1989-91, 93-97	136	77	56.6	912	5	6	71.1
Jay Schroeder, QB 1993	159	78	49.1	832	5	2	70.0
Don Hollas, QB 1991-94	115	67	58.3	645	3	5	64.6
John Stofa, QB 1968-69	177	85	48.0	896	5	5	60.8
Paul Justin, QB 1998	63	34	54.0	426	1	3	60.7
Dewey Warren, QB 1968	80	47	58.8	506	1	4	60.7
John Reeves, QB 1975-78	276	131	47.5	1546	7	17	47.8
Gus Frerotte, QB 2002	85	44	51.8	437	1	5	46.1
Scott Mitchell, QB 2000-01	199	93	46.7	1004	3	11	44.0

— FEWER THAN 50 ATTEMPTS —

PLAYER	ATT	CMP	PCT	YDS	TD	INT	RAT
Archie Griffin, RB 1976-83	4	3	75.0	39	2	0	144.8
Lee Johnson, P-K 1988-98	5	4	80.0	19	2	0	122.1
Lemvil Elliott, RB 1973-78	1	1	100.0	17	0	0	118.8
Jack Gehrke, WR 1969	1	1	100.0	13	0	0	118.8
Darnay Scott, WR 1994-2001	1	1	100.0	53	0	0	118.8
Jim Breech, K 1980-92	1	1	100.0	12	0	0	116.7
Pat McNally, WR-P 1976-85	4	3	75.0	81	0	0	116.7
Doug Gaynor, QB 1986	3	3	100.0	30	0	0	108.3
James Brooks, RB 1984-91	2	1	50.0	8	1	0	100.0
Dale Livingston, P-K 1968-69	2	2	100.0	15	0	0	97.9
Fred Willis, RB 1971-72	3	2	66.7	24	0	0	91.0
Scott Covington, QB 1999-2001	5	4	80.0	23	0	0	85.8
Adrian Breen, QB 1987	8	3	37.5	9	1	0	85.4
Carl Pickens, WR 1992-99	3	2	66.7	18	0	0	82.6
Stan Fritts, RB 1975-76	4	2	50.0	31	0	0	76.0
Dave Walter, QB 1987	21	10	47.6	113	0	0	64.2
Dave Green, P 1974-75	3	1	33.3	22	0	0	60.4
Dave Lewis, QB-P 1970-73	14	6	42.9	57	0	0	54.8
Eric Kresser, QB 1997-99	21	10	47.6	164	1	2	50.6
Eric Bieniemy, RB 1995-98	2	0	0.0	0	0	0	39.6
Steve Broussard, RB 1994	1	0	0.0	0	0	0	39.6
Ki-Jana Carter, RB 1995-99	1	0	0.0	0	0	0	39.6
Marvin Cobb, S 1975-79	1	0	0.0	0	0	0	39.6
David Dunn, WR 1995-98	1	0	0.0	0	0	0	39.6
Rob Hertel, QB 1978	4	1	25.0	9	0	0	39.6
Lynn James, WR 1990-91	1	0	0.0	0	0	0	39.6
Rex Keeling, P 1968	1	0	0.0	0	0	0	39.6
Steve Kreider, WR 1979-86	7	2	28.6	14	0	0	39.6
Doug Pellfrey, K 1993-99	1	0	0.0	0	0	0	39.6
Wayne Clark, QB 1974	22	9	40.9	98	0	3	15.2
Ben Bennett, QB 1987	6	2	33.3	25	0	1	7.6
Cris Collinsworth, WR 1981-88	1	0	0.0	0	0	1	0.0
Corey Dillon, RB 1997-2003	1	0	0.0	0	0	1	0.0
Todd Philcox, QB 1990	2	0	0.0	0	0	1	0.0
*Ira Hillary, WR 1987-89	0	0	—	0	0	0	—
*Eddie Brown, WR 1985-91	0	0	—	0	0	0	—

*—Sacked on his only pass attempt

BENGALS ALL-TIME SCORING

Players active with Bengals as of July 10, 2004, are listed in bold.

PLAYER	TD RUSH	TD REC'D	TD RET	PAT	2-PT CONV	FG	SAF	PTS
Jim Breech, K 1980-92	0	0	0	476	0	225	0	1151
Doug Peltrey, K 1993-99	0	0	0	201	0	153	0	660
Horst Muhlmann, K 1969-74	0	0	0	189	0	120	0	549
Pete Johnson, RB 1977-83	64	6	0	-	0	-	0	420
Carl Pickens, WR-KR 1992-99	0	63	1	-	2	-	0	388
James Brooks, RB 1984-91	37	27	0	-	0	-	0	384
Isaac Curtis, WR 1973-84	0	53	0	-	0	-	0	318
Chris Bahr, K 1976-79	0	0	0	130	0	62	0	316
Corey Dillon, RB 1997-2003	45	5	0	-	0	-	0	300
Eddie Brown, WR 1985-91	0	41	0	-	0	-	0	246
Larry Kinnebrew, RB 1983-87	37	3	0	-	0	-	0	240
Cris Collinsworth, WR 1981-88	0	36	0	-	0	-	0	216
Darnay Scott, WR 1994-2001	0	36	0	-	0	-	0	216
Bob Trumpy, TE-WR 1968-77	0	35	0	-	0	-	0	210
Neil Rackers, K 2000-02	0	0	0	74	0	44	0	206
Rodney Holman, TE 1982-92	0	34	0	-	0	-	0	204
Essex Johnson, RB 1968-75	18	11	0	-	0	-	0	174
Boobie Clark, RB 1973-78	25	2	0	-	0	-	0	162
Ickey Woods, RB 1988-91	27	0	0	-	0	-	0	162
Tim McGee, WR-KR 1986-92, 94-95	0	25	0	-	0	-	0	150
Peter Warrick, WR-KR 2000-03	2	18	2	-	0	-	0	132
Paul Robinson, RB 1968-72	19	2	0	-	0	-	0	126
Tony McGee, TE 1993-2001	0	20	0	-	1	-	0	122
Ken Anderson, QB 1971-86	20	0	0	-	0	-	0	120
Stanford Jennings, RB-KR 1984-90	9	9	1	-	0	-	0	114
Shayne Graham, K 2003	0	0	0	40	0	22	0	106
Ki-Jana Carter, RB 1995-99	16	1	0	-	0	-	0	102
Chad Johnson, WR 2001-03	0	16	0	-	0	-	0	96
Dan Ross, TE 1979-83, 85	0	16	0	-	0	-	0	96
Charles Alexander, RB 1979-85	13	2	0	-	0	-	0	90
Don Bass, TE-WR 1978-81	0	13	1	-	0	-	0	84
Stan Fritts, RB 1975-76	11	2	0	-	0	-	0	78
Archie Griffin, RB 1976-83	7	6	0	-	0	-	0	78
Lemar Parrish, CB-KR 1970-77	0	0	13	-	0	-	0	78
Stanley Wilson, RB 1983-84, 86, 88	11	2	0	-	0	-	0	78
Lenvil Elliott, RB 1973-78	3	9	0	-	0	-	0	72
Chip Myers, WR 1969-76	0	12	0	-	0	-	0	72
Dave Green, P-K 1974-75	0	0	0	40	0	10	0	70
Eric Ball, RB-KR 1989-94	8	3	0	-	0	-	0	66
Eric Cramtree, WR 1969-71	0	11	0	-	0	-	0	66
Derrick Fenner, RB 1992-94	9	2	0	-	0	-	0	66
Harold Green, RB 1990-95	8	3	0	-	0	-	0	66
Jeff Blake, QB 1994-99	10	0	0	-	2	-	0	64
Doug Dressler, RB 1970-74	9	1	0	-	0	-	0	60
M.L. Harris, TE 1980-85	0	10	0	-	0	-	0	60
Jess Phillips, RB-DB 1968-72	8	2	0	-	0	-	0	60
Craig Taylor, RB-KR 1989-91	7	3	0	-	0	-	0	60
Dale Livingston, P-K 1968-69	0	0	0	20	0	13	0	59
Steve Kreider, RB 1979-86	0	9	0	2	0	-	0	56
Bruce Coslet, TE 1969-76	0	9	0	-	0	-	0	54
Rudi Johnson, RB 2001-03	9	0	0	-	0	-	0	54
Speedy Thomas, WR 1969-72	1	8	0	-	0	-	0	54
Ian Sunter, K 1980	0	0	0	15	0	11	0	48
Brandon Bennett, RB-KR 1998-2003	5	1	1	-	0	-	0	42
Eric Bliem, RB 1995-98	6	0	1	-	0	-	0	42
Billy Brooks, WR 1976-79	0	7	0	-	0	-	0	42
Jeff Query, WR 1992-95	0	7	0	-	0	-	0	42
Ed Williams, RB 1974-75	5	2	0	-	0	-	0	42
Fred Willis, RB 1971-72	7	0	0	-	0	-	0	42
Charlie Joiner, WR 1972-75	0	6	0	-	0	-	0	36
Mike Martin, WR-KR 1983-89	0	6	0	-	0	-	0	36
Jack Thompson, QB 1979-82	6	0	0	-	0	-	0	36
Tony Davis, RB-KR 1976-78	5	0	0	-	0	-	0	30
David Dunn, WR-KR 1995-98	0	4	1	-	0	-	0	30
Boomer Esiason, QB 1984-92, 97	5	0	0	-	0	-	0	30
Eric Kattus, TE 1986-91	0	5	0	-	0	-	0	30
Jon Kitna, QB 2001-03	5	0	0	-	0	-	0	30
Pat McNally, P-WR 1976-85	0	5	0	-	0	-	0	30
Ken Riley, CB 1969-83	0	0	5	-	0	-	0	30
Brian Milne, RB 1996-99	4	0	0	-	1	-	0	26
Virgil Carter, QB 1970-73	4	0	0	1	0	-	0	25
Tommy Casanova, S-KR 1972-77	0	0	4	-	0	-	0	24
Damon Gibson, WR-KR 1998	0	3	1	-	0	-	0	24

PLAYER	TD RUSH	TD RECV	TD RET	PAT	2-PT CONV	FG	SAF	PTS
James Hundon, WR-KR 1996-99	0	4	0	-	0	-	0	24
Anthony Munoz, T 1980-92	0	4	0	-	0	-	0	24
Matt Schobel, TE 2002-03	0	4	0	-	0	-	0	24
Kelley Washington, WR 2003	0	4	0	-	0	-	0	24
Reggie Williams, LB 1976-89	0	0	3	-	0	-	2	22
Ron Dugans, WR 2000-02	0	3	0	-	1	-	0	20
James Francis, LB 1990-98	0	0	3	-	0	-	1	20
Jim Gallery, K 1989	0	0	0	13	0	2	0	19
Al Beauchamp, LB 1968-75	0	0	3	-	0	-	0	18
James Griffin, S 1983-85	0	0	3	-	0	-	0	18
Ray Griffin, CB 1978-84	0	0	3	-	0	-	0	18
Warren McVea, WR-KR 1968	1	2	0	-	0	-	0	18
Scott Perry, CB 1976-79	0	0	3	-	0	-	0	18
Turk Schonert, QB 1980-85, 87-89	3	0	0	-	0	-	0	18
Craig Thompson, TE 1992-93	0	3	0	-	0	-	0	18
David Verser, WR-KR 1981-84	0	3	0	-	0	-	0	18
Rick Walker, TE 1977-79	0	3	0	-	0	-	0	18
Sam Wyche, QB 1968-70	3	0	0	-	0	-	0	18
Steve Broussard, RB 1994	2	0	0	-	1	-	0	14
David Fulcher, S 1986-92	0	0	2	-	0	-	1	14
Willie Jackson, WR 1998-99	0	2	0	-	1	-	0	14
Darryl Williams, S 1992-95, 2000-01	0	0	2	-	0	-	1	14
Mike Barber, WR 1990-91	0	2	0	-	0	-	0	12
Marco Battaglia, TE 1996-2001	0	2	0	-	0	-	0	12
Royce Berry, DE 1969-75	0	0	2	-	0	-	0	12
Louis Breedon, CB 1978-87	0	0	2	-	0	-	0	12
Barney Bussey, S 1986-92	0	0	2	-	0	-	0	12
Jeff Cothran, RB 1994-96	1	1	0	-	0	-	0	12
Ira Hillary, WR-KR 1987-89	0	2	0	-	0	-	0	12
Ray Horton, CB 1983-88	0	0	2	-	0	-	0	12
Robert Jackson, S 1981-87, 89	0	0	2	-	0	-	0	12
Jeremi Johnson, RB 2003	1	1	0	-	0	-	0	12
Nicolas Luchey (formerly Nick Williams), RB 1999-2002	2	0	0	-	0	-	0	12
Tremain Mack, S-CB-KR 1997-2000	0	0	2	-	0	-	0	12
Lorenzo Neal, RB 2001-02	0	2	0	-	0	-	0	12
Mitchell Price, PR 1990-93	0	0	2	-	0	-	0	12
John Reaves, QB 1975-78	2	0	0	-	0	-	0	12
Corey Sawyer, CB-KR 1994-98	0	0	2	-	0	-	0	12
Willie Shelby, KR-RB 1976-77	0	0	2	-	0	-	0	12
Brian Simmons, LB 1998-2003	0	0	2	-	0	-	0	12
Takeo Spikes, LB 1998-2002	0	0	2	-	0	-	0	12
Deacon Turner, RB 1978-80	1	1	0	-	0	-	0	12
Michael Westbrook, WR 2002	0	2	0	-	0	-	0	12
Craig Yeast, WR-KR 1999-2000	0	0	2	-	0	-	0	12
Rod Sherman, WR-K 1968	0	1	0	4	0	0	0	10
Harry Gunner, DE 1968-69	0	0	1	-	0	-	1	8
Garrison Hearst, RB 1996	0	1	0	-	1	-	0	8
Leon White, LB 1986-91	0	0	1	-	0	-	1	8
Ashley Ambrose, CB 1996-98	0	0	1	-	0	-	0	6
Estes Banks, RB 1968	0	1	0	-	0	-	0	6
Leo Barker, LB 1984-91	0	0	1	-	0	-	0	6
Ray Bentley, LB 1992	0	0	1	-	0	-	0	6
Lewis Billups, CB 1986-91	0	0	1	-	0	-	0	6
Brian Brennan, WR 1992	0	1	0	-	0	-	0	6
Mike Brim, CB 1993-95	0	0	1	-	0	-	0	6
Glenn Bujnoch, G 1976-82	1	0	0	-	0	-	0	6
Wayne Clark, QB 1974	1	0	0	-	0	-	0	6
Marvin Cobb, S 1975-79	0	0	1	-	0	-	0	6
Greg Cook, QB 1969-74	1	0	0	-	0	-	0	6
John Copeland, DE 1993-2000	0	0	1	-	0	-	0	6
Jim Corbett, TE 1977-80	0	1	0	-	0	-	0	6
Neal Craig, S 1971-73	0	0	1	-	0	-	0	6
Mike Dingle, RB 1991-92	0	1	0	-	0	-	0	6
Eddie Edwards, DE 1977-88	0	0	1	-	0	-	0	6
Danny Farmer, WR 2000-02	0	1	0	-	0	-	0	6
Jim Griffin, DE 1968	0	0	1	-	0	-	0	6
Cliff Groce, RB 1999-2000	1	0	0	-	0	-	0	6
Kevin Hardy, LB 2003	0	0	1	-	0	-	0	6
Jim Hargrove, RB 1981	1	0	0	-	0	-	0	6
Bo Harris, LB 1975-82	0	0	1	-	0	-	0	6
Artrell Hawkins, CB 1998-2003	0	0	1	-	0	-	0	6
Jeff Hayes, P 1986	1	0	0	-	0	-	0	6
Rodney Heath, CB 1999-2001	0	0	1	-	0	-	0	6
T.J. Houshmandzadeh, WR-KR 2001-03	0	1	0	-	0	-	0	6
Bobby Hunt, S 1968-69	1	0	0	-	0	-	0	6
Lynn James, WR 1990-91	0	1	0	-	0	-	0	6
Dick Jauron, S 1978-81	0	0	1	-	0	-	0	6

(continued)

PLAYER	TD RUSH	TD RECV	TD RET	PAT	2-PT CONV	FG	SAF	PTS
Bill Johnson, RB 1985-87	1	0	0	-	0	-	0	6
Lee Johnson, P-K 1988-98	0	0	0	0	0	2	0	6
Roger Jones, CB 1994-96	0	0	1	-	0	-	0	6
Reggie Kelly, TE 2003	0	1	0	-	0	-	0	6
Charlie King, CB 1968-69	0	0	1	-	0	-	0	6
Howie Kurnick, LB 1979-80	0	0	1	-	0	-	0	6
Jim LeClair, LB 1972-83	0	0	1	-	0	-	0	6
Marc Logan, RB 1987-88	1	0	0	-	0	-	0	6
Bob Maddox, DE 1974	0	0	1	-	0	-	0	6
Massimo Manca, K 1987	0	0	0	3	0	1	0	6
David McCluskey, RB 1987	1	0	0	-	0	-	0	6
John McDaniel, WR 1974-77	0	1	0	-	0	-	0	6
Ostell Miles, RB 1992-93	1	0	0	-	0	-	0	6
Scott Mitchell, QB 2000-01	1	0	0	-	0	-	0	6
Melvin Morgan, CB 1976-78	0	0	1	-	0	-	0	6
Reggie Rembert, WR 1991-93	0	1	0	-	0	-	0	6
Wade Russell, TE 1987	0	1	0	-	0	-	0	6
Mike St. Clair, DE 1980-82	0	0	1	-	0	-	0	6
Sam Shade, S 1995-98	0	0	1	-	0	-	0	6
Sedrick Shaw, RB 1999	1	0	0	-	0	-	0	6
John Simmons, CB-KR 1981-86	0	0	1	-	0	-	0	6
Tom Smiley, RB 1968	1	0	0	-	0	-	0	6
Akili Smith, QB 1999-2002	1	0	0	-	0	-	0	6
Kendal Smith, WR-KR 1989-90	0	1	0	-	0	-	0	6
Jimmy Spencer, CB 1996-97	0	0	1	-	0	-	0	6
Milt Stegall, WR-KR 1992-94	0	1	0	-	0	-	0	6
Eric Thomas, CB 1987-92	0	0	1	-	0	-	0	6
Melvin Tuten, T 1995-96	0	1	0	-	0	-	0	6
Fernandus Vinson, S 1991-94	0	0	1	-	0	-	0	6
Stepfret Williams, WR 1998	0	1	0	-	0	-	0	6
Alfred Williams, DE 1991-94	0	0	0	-	0	-	2	4
Ross Browner, DE 1978-86	0	0	0	1	0	-	1	3
Coy Bacon, DE 1976-77	0	0	0	-	0	-	1	2
Gary Burley, DE 1976-83	0	0	0	-	0	-	1	2
Ron Carpenter, DT-DE 1970-76	0	0	0	-	0	-	1	2
Alex Gordon, LB 1991-93	0	0	0	-	0	-	1	2
Paul Justin, QB 1998	0	0	0	-	1	-	0	2
Scott Schutt, LB 1987	0	0	0	-	0	-	1	2
Sherman White, DE 1972-75	0	0	0	-	0	-	1	2
Sandro Vitiello, K 1980	0	0	0	1	0	0	0	1

BENGALS PRO BOWL HISTORY

Former Bengals tackle Anthony Munoz was selected to play in 11 AFC-NFC Pro Bowl games. At the time of his retirement (1992), that was the most selections of any player in NFL history.

The complete list of Bengals selected for the NFL Pro Bowl and AFL All-Star games:

Player	Selections	Year(s)*
Anthony Munoz, OT	11	1981-91
Lemar Parrish, CB	6	1970-71, 1974-77
Ken Anderson, QB	4	1975-76, 1981-82
James Brooks, RB	4	1986, 1988-90
Isaac Curtis, WR	4	1973-76
Bob Trumpy, TE	4	1968-70, 1973
Tommy Casanova, S	3	1974, 1976-77
Cris Collinsworth, WR	3	1981-83
Corey Dillon, RB	3	1999-2001
Boomer Esiason, QB	3	1986, 1988-89
David Fulcher, S	3	1988-90
Rodney Holman, TE	3	1988-90
Max Montoya, G	3	1986, 1988-89
Coy Bacon, DE	2	1976-77
Tim Krumrie, DT	2	1987-88
Carl Pickens, WR	2	1995-96
Mike Reid, DT	2	1972-73
Paul Robinson, RB	2	1968-69
Ashley Ambrose, CB	1	1996
Willie Anderson, OT	1	2003

Player	Selections	Year(s)*
Bill Bergey, LB	1	1969
Jeff Blake, QB	1	1995
Eddie Brown, WR	1	1988
Harold Green, RB	1	1992
Bob Johnson, C	1	1968
Chad Johnson, WR	1	2003
Pete Johnson, FB	1	1981
Jim LeClair, LB	1	1976
Tremain Mack, KR	1	1999
Pat McInally, P	1	1981
Chip Myers, WR	1	1972
Lorenzo Neal, FB	1	2002
Dan Ross, TE	1	1982
Eric Thomas, CB	1	1988

*Year listed is season during which player earned Pro Bowl selection (not calendar year in which Pro Bowl game was played).

BENGALS ALL-TIME INTERCEPTION STATISTICS

Players active with Bengals as of July 10, 2004, are listed in bold.

PLAYER	INT	TD	PLAYER	INT	TD
Ken Riley, CB 1969-83	65	5	Chris Carter, SS-FS 2000-01	2	0
Louis Breeden CB, 1978-87	33	2	Mike Fuller, FS 1981-82	2	0
David Fulcher, SS 1986-92	31	2	Harry Gunner, DE 1968-69	2	1
Lemar Parrish, CB 1970-77	25	4	Roger Jones, CB 1994-96	2	1
Tommy Casanova, FS 1972-77	17	2	Joe Kelly, LB 1966-89	2	0
Reggie Williams, LB 1976-89	16	1	Alonzo Mitz, DE 1991-92	2	0
Al Beauchamp, LB 1968-75	15	2	Melvin Morgan, CB 1976-78	2	0
Robert Jackson, FS 1981-87, 89	15	2	Mitchell Price, CB 1990-93	2	0
Eric Thomas, CB 1987-92	15	1	Mark Roman, CB-FS 2000-03	2	0
Ray Horton, CB 1983-88	14	2	John Simmons, CB 1981-86	2	1
Ashley Ambrose, CB 1996-98	13	1	Daryl Smith, CB 1987-88	2	0
Marvin Cobb, FS 1975-79	13	1	Justin Smith, DE 2001-03	2	0
James Francis, LB 1990-98	11	3	Jimmy Turner, CB 1983-86	2	0
Ray Griffin, CB 1978-84	11	3	Leon White, LB 1986-91	2	0
Dick Jauron, FS 1978-81	11	1	Sheldon White, CB 1993	2	0
Corey Sawyer, CB 1994-98	11	1	Solomon Wilcotts, FS 1987-90	2	0
Darryl Williams, FS 1992-95, 2000-01	11	2	Robert Bean, CB 2000-01	1	0
Barney Bussey, SS 1986-92	10	0	Myron Bell, SS 1998-99	1	0
Jim LeClair, LB 1972-83	10	0	Roosevelt Blackmon, CB 1998-99	1	0
Bill Bergey, LB 1969-73	9	0	Greg Bright, FS 1980-81	1	0
Lewis Billups, CB 1986-91	9	0	Jim Browner, FS 1979-80	1	0
James Griffin, FS 1983-85	9	3	Ross Browner, DE 1978-86	1	0
Artrell Hawkins, CB 1998-2003	9	1	Richard Carey, CB 1989	1	0
Bernard Jackson, FS 1972-76	9	0	Al Coleman, FS 1969-71	1	0
Bobby Kemp, SS 1981-86	9	0	Ricky Davis, FS 1975	1	0
Fletcher Smith, CB-S 1968-71	9	0	Chris Devlin, LB 1975-78	1	0
Bo Harris, LB 1975-82	7	1	Tom Dinkel, LB 1978-83, 85	1	0
Steve Tovar, LB 1993-97	7	0	Gerald Dixon, LB 1996-97	1	0
Rickey Dixon, FS 1988-92	6	0	Eddie Edwards, DE 1977-88	1	0
Rod Jones, CB 1990-96	6	0	Richard Fain, CB 1991	1	0
Kevin Kaesviharn, CB-FS 2001-03	6	0	Steve Foley, LB 1998-2002	1	0
Jimmy Spencer, CB 1996-97	6	0	Oliver Gibson, DT 1999-2003	1	0
Bracey Walker, SS 1994-96	6	0	David Grant, DE 1988-91	1	0
Mike Brim, CB 1993-95	5	1	John Guillory, DB 1969-70	1	0
Glenn Cameron, LB 1975-85	5	0	Sherrill Headrick, LB 1968	1	0
Neal Craig, FS 1971-73	5	1	Bryan Hicks, FS 1980-84	1	0
Bobby Hunt, FS 1968-69	5	0	Charlie King, CB 1968-69	1	1
Bill Peterson, LB 1968-72	5	0	Jevon Langford, DE 1996-2001	1	0
Brian Simmons, LB 1998-2003	5	1	Tremain Mack, SS 1997-2000	1	0
Takeo Spikes, LB 1998-2002	5	1	Ricardo McDonald, LB 1992-97	1	0
Sandy Durko, FS 1970-72	4	0	Rob Niehoff, FS 1987	1	0
Tory James, CB 2003	4	0	Ron Pritchard, LB 1972-77	1	0
Greg Myers, FS 1996-99	4	0	Thomas Randolph, CB 1998	1	0
Scott Perry, CB 1976-79	4	2	Rick Razzano, LB 1980-84	1	0
Sam Shade, SS 1995-98	4	0	Terrell Roberts, CB 2003	1	0
Doug Adams, LB 1971-74	3	0	Adrian Ross, LB 1998-2003	1	0
Leo Barker, LB 1984-91	3	0	Jeff Schuh, LB 1981-85	1	0
Jeff Burris, CB 2002-03	3	0	Lamont Thompson, FS 2002	1	0
Tom Carter, CB 1999-2001	3	0	Leonard Wheeler, CB 1992-96	1	0
John Copeland, DE 1993-2000	3	0	Wilson Whitley, DT 1977-82	1	0
Ken Dyer, FS 1969-71	3	0	Dan Wilkinson, DT 1994-97	1	0
Kenny Graham, SS 1970	3	0			
Cory Hall, FS 1999-2002	3	0			
Rodney Heath, CB 1999-2001	3	1			
Louis Oliver, SS 1994	3	0			
Bo Orlando, FS 1996-97	3	0			
Jess Phillips, FS 1968 (RB 1969-72)	3	0			
Carl Zander, LB 1985-91	3	0			
Ken Avery, LB 1969-74	2	0			
Rogers Beckett, SS 2003	2	0			

PARRISH HITS PAYDIRT

The only Bengals player ever to score two touchdowns in a game on returns and/or recoveries is **Lemar Parrish** — and he did it three times.

Parrish, a Bengals cornerback and kick returner from 1970-77, scored two TDs on Nov. 8, 1970 at Buffalo (95-yard kickoff return and 83-yard return of a blocked FG attempt); on Dec. 17, 1972 at Houston (25-yard interception return and 33-yard interception return); and on Oct. 6, 1974 vs. Washington (90-yard punt return and 47-yard fumble return).

BENGALS 100-YARD RUSHERS

DATE	OPP.	PLAYER	ATT	YDS	LG	TD
10-27-68	@Oak.	Paul Robinson	17	159	87	1
11-3-68	Hou.	Paul Robinson	21	156	31	1
11-10-68	K.C.	Paul Robinson	24	115	36	0
11-17-68	@Mia.	Paul Robinson	22	134	54	3
10-4-69	@S.D.	Jess Phillips	13	103	49	0
11-2-69	Oak.	Jess Phillips	15	120	83	1
11-30-69	@Buff.	Paul Robinson	24	117	17	0
9-20-70	Oak.	Jess Phillips	15	130	76	1
11-15-70	Cle.	Virgil Carter	9	110	73	0
11-22-70	Pitt.	Paul Robinson	18	119	24	1
9-19-71	Phil.	Essex Johnson	8	113	68	1
12-5-71	@Cle.	Essex Johnson	4	109	86	1
10-29-72	Hou.	Doug Dressler	19	110	16	1
10-29-72	Hou.	Essex Johnson	16	103	19	1
9-23-73	Hou.	Essex Johnson	15	131	19	1
9-30-73	@S.D.	Essex Johnson	21	121	29	0
10-14-73	Pitt.	Boobie Clark	28	112	11	1
10-21-73	K.C.	Boobie Clark	26	104	11	1
10-31-76	Cle.	Boobie Clark	21	100	24	2
11-21-76	@K.C.	Archie Griffin	13	139	77	1
10-23-77	Den.	Pete Johnson	16	108	65	1
11-5-78	@S.D.	Deacon Turner	16	116	58	0
12-17-78	Cle.	Pete Johnson	27	160	25	1
10-28-79	Phil.	Archie Griffin	6	103	63	0
11-18-79	@Hou.	Pete Johnson	14	113	35	1
11-25-79	St.L.	Archie Griffin	17	105	36	0
10-19-80	Minn.	Pete Johnson	26	115	25	1
11-30-80	@K.C.	Pete Johnson	17	112	57	1
12-7-80	Balt.	Pete Johnson	32	118	9	2
12-14-80	@Chi.	Pete Johnson	28	134	18	1
11-1-81	Hou.	Pete Johnson	26	114	15	1
11-29-81	@Cle.	Pete Johnson	21	105	18	2
11-28-82	L.A. Raiders	Pete Johnson	23	129	19	1
10-30-83	G.B.	Pete Johnson	26	112	11	2
11-20-83	Hou.	Pete Johnson	30	137	15	2
12-4-83	@Pitt.	Pete Johnson	38	126	16	2
12-11-83	Det.	Pete Johnson	26	118	16	2
11-18-84	Sea.	Larry Kinnebrew	22	119	12	0
9-8-85	Sea.	Larry Kinnebrew	18	101	16	1
9-30-85	@Pitt.	James Brooks	18	133	32	2
11-3-85	@Buff.	Larry Kinnebrew	30	128	10	1
12-8-85	Dall.	James Brooks	13	109	32	2
9-18-86	@Cle.	James Brooks	14	118	53	0
10-19-86	Hou.	James Brooks	18	133	24	2
11-2-86	@Det.	James Brooks	15	120	55	0
12-7-86	@N.E.	James Brooks	18	163	56	1
12-7-86	@N.E.	Stanley Wilson	16	120	58	1
10-11-87	@Sea.	Marc Logan	16	103	30	1
11-15-87	@Atl.	Larry Kinnebrew	27	100	17	1
10-9-88	NYJ	Ikkey Woods	30	139	21	2
10-23-88	Hou.	James Brooks	16	102	18	3
11-6-88	Pitt.	Ikkey Woods	10	110	56	0
11-20-88	@Dall.	James Brooks	16	148	51	1
11-27-88	Buff.	Ikkey Woods	26	129	17	3
12-4-88	S.D.	Ikkey Woods	19	141	30	2
12-17-88	Wash.	Ikkey Woods	18	115	24	0

DATE	OPP.	PLAYER	ATT	YDS	LG	TD
9-17-89	Pitt.	James Brooks	20	113	16	1
10-8-89	@Pitt.	James Brooks	17	127	65	2
10-29-89	T.B.	James Brooks	17	131	41	1
11-13-89	@Hou.	James Brooks	19	141	58	1
11-26-89	@Buff.	James Brooks	20	105	30	0
11-18-90	Pitt.	James Brooks	20	105	21	0
12-23-90	Hou.	James Brooks	20	201	56	1
9-8-91	Hou.	James Brooks	20	101	14	0
9-15-91	@Cle.	James Brooks	18	111	25	0
10-13-91	@Dall.	Harold Green	12	124	75	1
10-21-91	@Buff.	Harold Green	26	141	28	0
11-3-91	Cle.	Harold Green	24	135	29	0
9-6-92	@Sea.	Harold Green	21	123	52	0
9-20-92	@G.B.	Harold Green	21	101	15	0
11-8-92	@Chi.	Harold Green	25	117	16	0
11-29-92	Pitt.	Harold Green	16	116	34	0
12-20-92	N.E.	Harold Green	31	190	53	1
9-21-97	@Den.	Ki-Jana Carter	13	104	79	1
11-2-97	S.D.	Corey Dillon	19	123	71	1
11-30-97	@Phil.	Corey Dillon	19	114	37	0
12-4-97	Tenn.	Corey Dillon	39	246	59	4
12-14-97	Dall.	Corey Dillon	26	127	14	1
9-27-98	@Balt.	Corey Dillon	25	116	14	0
10-18-98	@Tenn.	Corey Dillon	14	124	66	1
11-1-98	Den.	Corey Dillon	35	110	27	0
11-29-98	Jax.	Corey Dillon	16	107	61	0
9-26-99	@Car.	Corey Dillon	20	113	30	0
10-10-99	@Cle.	Corey Dillon	28	168	38	0
11-28-99	@Pitt.	Corey Dillon	23	120	20	0
12-5-99	S.F.	Corey Dillon	25	133	27	1
12-12-99	Cle.	Corey Dillon	28	192	50	3
10-1-00	Mia.	Corey Dillon	22	110	19	0
10-22-00	Den.	Corey Dillon	22	278	65	2
10-29-00	@Cle.	Corey Dillon	27	137	25	1
11-26-00	Pitt.	Corey Dillon	23	128	20	2
12-3-00	Ariz.	Corey Dillon	35	216	57	1
9-9-01	N.E.	Corey Dillon	24	104	40	1
10-14-01	Cle.	Corey Dillon	31	140	25	1
10-28-01	@Det.	Corey Dillon	27	184	96	2
12-23-01	@Balt.	Corey Dillon	24	127	19	0
9-15-02	@Cle.	Corey Dillon	22	108	14	0
10-6-02	@Ind.	Corey Dillon	23	164	67	2
10-27-02	Tenn.	Corey Dillon	30	138	31	1
11-10-02	@Balt.	Corey Dillon	21	102	19	0
12-22-02	N.O.	Corey Dillon	18	126	26	0
10-26-03	Sea.	Rudi Johnson	27	101	18	1
11-9-03	Hou.	Rudi Johnson	43	182	21	2
11-16-03	K.C.	Rudi Johnson	22	165	54	0
11-23-03	@S.D.	Corey Dillon	18	108	39	0
12-14-03	S.F.	Rudi Johnson	21	174	49	2

1000-YARD DUOS

Seven times in the Bengals' 36-year history the team has had both a 1000-yard rusher and a 1000-yard receiver in the same season:

Year	Rusher	Yds.	Receiver	Yds.
1981	Pete Johnson	1077	Cris Collinsworth	1009
1986	James Brooks	1087	Cris Collinsworth	1024
1988	Ikkey Woods	1066	Eddie Brown	1273
1989	James Brooks	1239	Tim McGee	1211
1998	Corey Dillon	1130	Carl Pickens	1023
1999	Corey Dillon	1200	Darnay Scott	1022
2002	Corey Dillon	1311	Chad Johnson	1166

BENGALS 100-YARD RECEIVERS

DATE	OPP.	PLAYER	NO	YDS	LG	TD
9-15-68	Den.	Bob Trumpy	4	114	58	1
9-14-69	Mia.	Eric Crabtree	3	113	69	2
9-21-69	S.D.	Bob Trumpy	3	118	78	1
9-28-69	K.C.	Bob Trumpy	4	100	80	1
10-12-69	NYJ	Eric Crabtree	6	133	35	1
10-19-69	Den.	Speedy Thomas	9	155	49	1
11-9-69	@Hou.	Bob Trumpy	5	159	70	3
11-9-69	@Hou.	Eric Crabtree	5	117	70	1
12-14-69	@Den.	Speedy Thomas	7	177	62	1
9-19-71	Phil.	Speedy Thomas	4	122	90	1
11-14-71	@Den.	Bruce Coslet	5	102	71	1
12-9-72	Cle.	Chip Myers	8	116	18	0
9-30-73	@S.D.	Essex Johnson	2	116	78	2
10-21-73	K.C.	Isaac Curtis	8	106	21	0
12-9-73	Cle.	Isaac Curtis	5	117	70	3
12-16-73	@Hou.	Isaac Curtis	2	144	77	2
9-15-74	Cle.	Isaac Curtis	5	117	49	1
11-3-74	@Balt.	Isaac Curtis	5	166	77	2
9-21-75	Cle.	Isaac Curtis	6	127	50	1
11-2-75	Pitt.	Charlie Joiner	5	114	34	1
11-17-75	Buff.	Isaac Curtis	7	139	55	0
11-17-75	Buff.	Chip Myers	7	108	30	0
11-23-75	@Cle.	Charlie Joiner	7	200	51	0
10-31-76	Cle.	Isaac Curtis	6	116	69	1
11-14-76	Hou.	Isaac Curtis	4	116	54	1
12-6-76	@Oak.	John McDaniel	9	201	46	1
9-25-77	Sea.	Isaac Curtis	3	100	54	1
11-13-77	@Minn.	Billy Brooks	7	198	94	1
12-10-77	Pitt.	Billy Brooks	6	166	57	0
10-29-78	Hou.	Isaac Curtis	4	130	57	1
11-13-78	Oak.	Isaac Curtis	7	101	25	1
12-17-78	Cle.	Isaac Curtis	7	138	43	0
9-9-79	@Buf.	Billy Brooks	6	156	73	1
9-30-79	@Dall.	Don Bass	8	108	21	1
10-21-79	@Cle.	Don Bass	5	100	50	1
10-21-79	@Cle.	Isaac Curtis	6	108	49	1
11-4-79	@Balt.	Isaac Curtis	5	144	67	3
11-4-79	@Balt.	Dan Ross	5	102	41	0
12-2-79	@Pitt.	Isaac Curtis	5	119	32	2
10-19-80	Minn.	Don Bass	7	110	55	1
12-7-80	Balt.	Isaac Curtis	7	176	67	1
9-13-81	@NYJ	Isaac Curtis	5	108	42	0
9-27-81	Buff.	Cris Collinsworth	10	111	23	1
10-11-81	@Balt.	Dan Ross	7	106	36	1
11-8-81	@S.D.	Isaac Curtis	8	147	68	1
11-22-81	Den.	Dan Ross	7	123	37	0
12-20-81	@Atl.	Cris Collinsworth	5	128	74	1
9-19-82	@Pitt.	Cris Collinsworth	9	144	35	0
12-20-82	@S.D.	Cris Collinsworth	9	156	49	1
1-2-83	@Hou.	Dan Ross	9	101	18	1
10-2-83	Balt.	Cris Collinsworth	9	206	63	1
10-16-83	@Den.	Cris Collinsworth	7	149	48	0
11-13-83	@K.C.	Cris Collinsworth	7	118	32	1
11-28-83	@Mia.	Isaac Curtis	4	114	80	1
11-28-83	@Mia.	Cris Collinsworth	8	127	48	0
12-17-83	@Minn.	Steve Kreider	9	109	21	0
9-2-84	@Den.	Cris Collinsworth	10	141	24	0
9-16-84	@NYJ	M.L. Harris	4	148	80	1
11-25-84	Atl.	Cris Collinsworth	6	134	57	2
9-8-85	Sea.	Cris Collinsworth	4	101	71	0
9-15-85	@St.L.	Eddie Brown	5	106	44	1
9-22-85	S.D.	Cris Collinsworth	10	161	26	2
10-20-85	@Hou.	Eddie Brown	7	124	39	1
11-10-85	Cle.	Cris Collinsworth	8	135	27	0
12-8-85	Dallas	Cris Collinsworth	7	123	58	1
12-22-85	@N.E.	Eddie Brown	5	129	44	1
9-28-86	Chi.	Cris Collinsworth	6	115	43	0
11-9-86	@Hou.	Eddie Brown	9	132	26	0
11-30-86	@Den.	Cris Collinsworth	8	138	46	2
12-7-86	N.E.	James Brooks	6	101	30	0
12-21-86	NYJ	Rodney Holman	6	129	34	1
11-1-87	Hou.	James Brooks	6	103	46	0
11-1-87	Hou.	Cris Collinsworth	8	121	22	0
11-8-87	Mia.	Eddie Brown	8	105	21	0
11-22-87	Pitt.	Tim McGee	8	139	49	0

(continued)

DATE	OPP.	PLAYER	NO	YDS	LG	TD
12-13-87	@Cle.	Tim McGee	4	117	44	0
12-27-87	@Hou.	Cris Collinsworth	4	119	53	0
9-4-88	Phoe.	Eddie Brown	6	143	61	1
9-11-88	@Phil.	Tim McGee	4	114	78	2
9-25-88	Cle.	Eddie Brown	4	127	46	0
10-9-88	NYJ	Eddie Brown	5	103	60	2
11-6-88	Pitt.	Eddie Brown	7	216	86	2
12-17-88	Wash.	Eddie Brown	2	115	69	1
9-17-89	Pitt.	Tim McGee	6	100	27	0
10-29-89	T.B.	Tim McGee	5	127	46	2
11-19-89	Det.	Tim McGee	11	194	55	1
12-10-89	Sea.	Tim McGee	7	109	23	1
12-17-89	Hou.	Eddie Brown	6	107	35	2
12-17-89	Hou.	Tim McGee	6	147	74	1
12-25-89	@Minn.	Eddie Brown	6	109	34	1
9-16-90	@S.D.	Eddie Brown	10	178	30	2
9-23-90	N.E.	Tim McGee	6	163	52	0
10-7-90	@L.A. Rams	James Brooks	7	109	30	2
10-7-90	@L.A. Rams	Rodney Holman	10	161	27	0
10-7-90	@L.A. Rams	Tim McGee	8	142	32	0
10-6-91	Sea.	Eddie Brown	7	117	43	0
11-10-91	Pitt.	Tim McGee	3	101	52	0
9-26-93	Sea.	Tony McGee	7	102	37	0
10-24-93	@Hou.	Carl Pickens	7	127	36	0
10-30-94	Dall.	Darnay Scott	4	155	67	2
11-6-94	@Sea.	Darnay Scott	7	157	76	0
11-13-94	Hou.	Carl Pickens	11	188	50	3
11-20-94	Ind.	Carl Pickens	6	103	53	0
11-27-94	@Den.	Carl Pickens	6	132	70	1
12-4-94	Pitt.	Carl Pickens	4	105	56	1
12-24-94	Phil.	Carl Pickens	9	135	51	1
9-3-95	@Ind.	Tony McGee	6	118	41	0
9-10-95	Jax.	Carl Pickens	5	102	68	1
9-24-95	Hou.	Tony McGee	8	109	35	1
9-24-95	Hou.	Darnay Scott	4	125	56	1
10-1-95	Mia.	Carl Pickens	9	117	44	3
10-19-95	@Pitt.	Carl Pickens	8	108	41	1
11-12-95	@Hou.	Carl Pickens	7	108	30	2
11-19-95	Pitt.	Carl Pickens	8	129	26	1
11-10-96	Pitt.	Carl Pickens	12	103	21	0
11-24-96	Atl.	Carl Pickens	11	176	61	3
12-1-96	@Jax.	Carl Pickens	7	109	26	3
12-8-96	Balt.	Darnay Scott	8	103	27	0
9-21-97	@Den.	Carl Pickens	8	125	48	0
11-30-97	@Phil.	James Hundon	5	118	52	2
12-14-97	Dall.	Darnay Scott	4	112	48	1
12-21-97	Balt.	Darnay Scott	6	129	77	1
9-13-98	@Det.	Darnay Scott	5	130	70	2
9-27-98	@Balt.	Carl Pickens	7	120	67	2
10-11-98	Pitt.	Carl Pickens	13	204	50	1
12-20-98	@Pitt.	Brandon Bennett	3	119	55	0
12-20-98	@Pitt.	Darnay Scott	7	152	61	1
10-10-99	@Cle.	Darnay Scott	8	110	19	0
11-7-99	@Sea.	Carl Pickens	4	104	75	1
11-28-99	@Pitt.	Darnay Scott	4	123	76	1
12-5-99	S.F.	Carl Pickens	7	107	37	2
12-17-00	Jax.	Danny Farmer	5	102	38	0
9-9-01	N.E.	Darnay Scott	5	104	34	0
12-30-01	Pitt.	Peter Warrick	10	109	20	0
12-30-01	Pitt.	Darnay Scott	7	113	49	0
1-6-02	@Tenn.	Darnay Scott	9	152	39	0
11-10-02	@Balt.	Chad Johnson	7	110	39	1
11-17-02	Cle.	Chad Johnson	4	103	72	1
11-24-02	@Pitt.	Chad Johnson	7	152	55	0
12-8-02	@Car.	Chad Johnson	6	114	32	0
12-29-02	@Buff.	Chad Johnson	6	123	50	0
9-14-03	@Oak.	Chad Johnson	8	131	34	0
9-14-03	@Oak.	Peter Warrick	8	109	30	1
10-19-03	Balt.	Chad Johnson	5	130	82	1
11-16-03	K.C.	Peter Warrick	6	114	77	1
11-23-03	@S.D.	Chad Johnson	10	107	22	3
11-30-03	@Pitt.	Chad Johnson	6	117	58	1
12-21-03	@St.L.	Chad Johnson	7	115	47	0

BENGALS 300-YARD PASSERS

DATE	OPP.	PLAYER	ATT	CMP	YDS	TD	LG	INT
9-21-69	S.D.	Greg Cook	22	14	327	3	78	1
10-27-74	Hou.	Ken Anderson	44	30	352	3	37	1
11-2-75	Pitt.	Ken Anderson	42	19	331	3	35	3
11-17-75	Bul.	Ken Anderson	46	30	447	2	55	0
12-10-77	Pitt.	Ken Anderson	33	15	303	1	57	1
11-13-78	Oak.	Ken Anderson	50	30	388	2	34	4
10-21-79	@Cle.	Ken Anderson	32	20	318	2	50	0
11-4-79	@Balt.	Ken Anderson	28	17	320	3	67	2
9-27-81	Bul.	Ken Anderson	40	28	328	3	23	0
10-18-81	Pitt.	Ken Anderson	28	16	346	2	73	0
11-22-81	Den.	Ken Anderson	37	25	396	3	65	0
9-12-82	Hou.	Ken Anderson	40	29	354	2	50	0
9-19-82	@Pitt.	Ken Anderson	38	27	323	0	35	3
12-20-82	@S.D.	Ken Anderson	56	40	416	2	49	1
1-2-83	@Hou.	Ken Anderson	31	27	323	2	44	0
10-2-83	Balt.	Ken Anderson	31	21	330	3	63	3
11-28-83	@Mia.	Ken Anderson	36	23	342	1	80	2
9-2-84	@Den.	Ken Anderson	49	25	323	0	28	1
9-9-84	K.C.	Ken Anderson	37	24	310	0	35	0
9-16-84	@NYJ	Ken Anderson	22	16	316	2	80	4
9-22-85	S.D.	Boomer Esiason	44	26	320	3	26	2
10-20-85	@Hou.	Boomer Esiason	52	30	381	3	39	3
12-1-85	Hou.	Boomer Esiason	24	18	320	3	64	0
12-15-85	@Wash.	Boomer Esiason	39	22	357	2	56	2
11-16-86	Sea.	Boomer Esiason	33	22	334	1	57	1
11-30-86	@Den.	Boomer Esiason	30	21	306	2	46	1
12-21-86	NYJ	Boomer Esiason	30	23	425	5	49	1
10-25-87	@Pitt.	Boomer Esiason	32	20	303	2	43	2
11-1-87	Hou.	Boomer Esiason	41	26	387	2	47	2
11-22-87	Pitt.	Boomer Esiason	53	30	409	0	49	3
12-6-87	K.C.	Boomer Esiason	44	28	368	2	26	0
12-13-87	@Cle.	Boomer Esiason	39	22	361	1	54	2
9-11-88	@Phil.	Boomer Esiason	32	20	363	4	78	1
10-2-88	@L.A. Raiders	Boomer Esiason	28	21	332	3	37	0
11-6-88	Pitt.	Boomer Esiason	23	16	318	3	86	2
9-17-89	Pitt.	Boomer Esiason	27	16	328	2	45	0
11-19-89	Det.	Boomer Esiason	39	30	399	3	55	1
12-17-89	Hou.	Boomer Esiason	27	20	326	4	74	0
12-25-89	@Minn.	Boomer Esiason	54	31	367	3	65	3
10-7-90	@L.A. Rams	Boomer Esiason	45	31	490	3	32	0
11-10-91	Pitt.	Boomer Esiason	43	32	361	1	52	1
12-22-91	N.E.	Boomer Esiason	40	20	333	3	53	0
11-6-94	@Sea.	Jeff Blake	43	31	387	0	76	1
11-13-94	Hou.	Jeff Blake	33	23	354	4	50	0
9-24-95	Hou.	Jeff Blake	46	24	356	3	56	0
11-24-96	Atl.	Jeff Blake	36	21	349	4	61	0
12-1-96	@Jax.	Jeff Blake	39	23	313	3	48	2
9-7-97	@Balt.	Jeff Blake	45	25	317	1	36	2
11-30-97	@Phil.	Boomer Esiason	47	27	378	4	52	1
9-13-98	@Det.	Neil O'Donnell	36	25	303	2	70	0
12-20-98	@Pitt.	Jeff Blake	36	20	367	1	61	1
12-5-99	S.F.	Jeff Blake	30	21	334	4	58	0
11-11-01	@Jax.	Jon Kitna	48	28	303	0	32	1
12-30-01	Pitt.	Jon Kitna	68	35	411	2	49	1
1-6-02	@Tenn.	Jon Kitna	47	28	340	0	39	1
12-1-02	Balt.	Jon Kitna	46	30	308	2	35	1
9-14-03	@Oak.	Jon Kitna	41	25	303	1	34	2

GO LONG ... REAL LONG

The Bengals record book shows two pass plays of 90 or more yards:

- QB **Ken Anderson** hooked up with WR **Billy Brooks** for a team-record 94-yarder for a touchdown on Nov. 13, 1977 at Minnesota.
- QB **Virgil Carter** connected with WR **Speedy Thomas** for a 90-yard TD strike on Sept. 19, 1971 vs. Philadelphia at Riverfront Stadium.

BENGALS LAST TIMES

BENGALS RETURNED KICKOFF FOR TOUCHDOWN:

Nov. 10, 2002 at Baltimore — Brandon Bennett, 94 yds.

OPPONENT RETURNED KICKOFF FOR TOUCHDOWN:

Oct. 13, 2002 vs. Pittsburgh — Antwaan Randle El, 99 yds.

BENGALS RETURNED PUNT FOR TOUCHDOWN:

Nov. 16, 2003 vs. Kansas City — Peter Warrick, 68 yds.

OPPONENT RETURNED PUNT FOR TOUCHDOWN:

Dec. 8, 2002 at Carolina — Steve Smith, 87 yds. & 61 yds.

BENGALS RETURNED INTERCEPTION FOR TOUCHDOWN:

Nov. 3, 2002 at Houston — Artrell Hawkins, 102 yds.

OPPONENT RETURNED INTERCEPTION FOR TOUCHDOWN:

Sept. 14, 2003 at Oakland — Phillip Buchanon, 83 yds.

BENGALS RECOVERED OPPONENT'S FUMBLE IN END ZONE FOR TOUCHDOWN:

Nov. 16, 1986 vs. Seattle — Eddie Edwards

BENGALS RETURNED OPPONENT'S FUMBLE FOR TOUCHDOWN:

Dec. 14, 2003 vs. San Francisco — Kevin Hardy, 10 yds.

OPPONENT RECOVERED BENGALS FUMBLE IN END ZONE FOR TOUCHDOWN:

Dec. 8, 2002 at Carolina — Al Wallace recovered Jon Kitna fumble

OPPONENT RETURNED BENGALS FUMBLE FOR TOUCHDOWN:

Nov. 26, 2000 vs. Pittsburgh — Jason Gildon, 22 yds.

BENGALS BLOCKED A PUNT:

Nov. 12, 1995 at Houston — Darryl Williams blocked Rich Camarillo punt (safety)

BENGALS RETURNED BLOCKED PUNT FOR TOUCHDOWN:

Nov. 19, 1989 vs. Detroit — Barney Bussey recovered ball in end zone after Eric Thomas blocked Jim Arnold punt

OPPONENT BLOCKED A PUNT:

Dec. 1, 2002 vs. Baltimore — Chad Williams blocked Nick Harris punt (Ron Johnson recovered and returned it 22 yds. for TD)

OPPONENT RETURNED BLOCKED PUNT FOR TOUCHDOWN:

Dec. 1, 2002 vs. Baltimore — Ron Johnson recovered ball and returned it 22 yards for TD after Chad Williams blocked Nick Harris punt

BENGALS BLOCKED FIELD GOAL ATTEMPT:

Oct. 26, 2003 vs. Seattle — John Thornton blocked Josh Brown's 49-yd. FG attempt

BENGALS RETURNED BLOCKED FIELD GOAL ATTEMPT FOR TOUCHDOWN:

Nov. 8, 1970 at Buffalo — Lemar Parrish, 83 yds.

OPPONENT BLOCKED FIELD GOAL ATTEMPT:

Oct. 8, 2000 vs. Tennessee — John Thornton blocked Neil Rackers' 35-yd. FG attempt

OPPONENT RETURNED BLOCKED FIELD GOAL ATTEMPT FOR TOUCHDOWN:

Dec. 1, 1996 at Jacksonville — Mickey Washington, 65 yds.

BENGALS SCORED ON SAFETY:

Oct. 29, 2000 at Cleveland — Offensive holding penalty on Cleveland in own end zone (Vaughn Booker held by Roman Oben)

OPPONENT SCORED ON SAFETY:

Dec. 8, 2002 at Carolina — Corey Dillon tackled in end zone (team safety)

BENGALS WON SHUTOUT

Dec. 3, 1989 at Cleveland — 21-0 win

BENGALS LOST SHUTOUT

Dec. 23, 2001 at Baltimore — 16-0 loss

STREAKS TO REMEMBER

The Bengals record for consecutive made field goals is 13, first set by **Jim Breech** in 1990 and later tied by **Doug Pelfrey** in '93 and '95. But two other Bengals FG streaks are clearly worthy of note:

- While tying the record in 1995, Pelfrey also put together a streak of 19 made FGs in 20 attempts. His only miss among the 20 came on a try of 63 yards just before halftime Oct. 29 vs. Cleveland. Take away that low-percentage attempt, and Pelfrey would have a record-smashing Bengals streak of 19 straight FGs.

- Over the 1973-74 seasons, **Horst Muhlmann** knocked home 14 straight field goals. But three of the kicks came during a 1973 season playoff game against Miami, and postseason games form a separate category in record-keeping.

BENGALS LONGEST PLAYS

(Touchdowns unless noted otherwise)

1. 102 yds. — Louis Breeden — interception at San Diego, 11-8-81
- 102 yds. — Eric Bieniemy — KO return at N.Y. Giants, 10-26-97
- 102 yds. — Artrell Hawkins — interception at Houston, 11-3-02
4. 99 yds. — Tremain Mack — KO return vs. Tennessee, 11-14-99
5. 98 yds. — Stanford Jennings — KO return at Kansas City, 11-13-88
6. 97 yds. — Darryl Williams — interception vs. Pittsburgh, 11-7-93
- 97 yds. — Willie Shelby — KO return at Cleveland, 10-3-76
- 97 yds. — Tremain Mack — KO return at Baltimore, 9-27-98
9. 96 yds. — Ray Griffin — interception vs. San Diego, 11-11-79
- 96 yds. — Corey Dillon — rush at Detroit, 10-28-01
11. 95 yds. — Carl Pickens — punt return at Green Bay, 9-20-92
- 95 yds. — Lemar Parrish — KO return at Buffalo, 11-8-70
13. 94 yds. — Tim McGee — KO return vs. Minnesota, 10-23-86 (not a TD)
- 94 yds. — Ken Anderson to Billy Brooks — pass at Minnesota, 11-13-77
- 94 yds. — Brandon Bennett — KO return at Baltimore, 11-10-02
16. 93 yds. — Stanford Jennings — KO return vs. San Francisco, 1-22-89 (Super Bowl XXIII)
17. 90 yds. — Lemar Parrish — punt return vs. Washington, 10-6-74
- 90 yds. — Virgil Carter to Speedy Thomas — pass vs. Philadelphia, 9-19-71
- 90 yds. — David Dunn — KO return vs. Pittsburgh, 11-10-96
20. 88 yds. — Jeff Blake to Darnay Scott — pass at Seattle, 9-17-95

OPPONENTS LONGEST PLAYS

(Touchdowns unless noted otherwise)

1. 105 yds. — Mercury Morris (Miami) — KO return at Cincinnati, 9-14-69
2. 103 yds. — Bob Gresham (Houston) — KO return at Cincinnati, 9-23-73
3. 101 yds. — Derrick Mason (Tennessee) — KO return at Cincinnati, 11-18-01
4. 100 yds. — Max Anderson (Buffalo) — KO return at Cincinnati, 9-22-68
- 100 yds. — Jon Vaughn (New England) — KO return at Cincinnati, 12-20-92
6. 99 yds. — Antwaan Randle El (Pittsburgh) — KO return at Cincinnati, 10-13-02
7. 98 yds. — Darrol Ray (N.Y. Jets) — interception at Cincinnati, 1-9-83 (playoff game)
- 98 yds. — Chad Williams (Baltimore) — interception at Cincinnati, 12-1-02
9. 97 yds. — Darren Lewis (Chicago) — KO return at Chicago, 11-8-92
10. 96 yds. — Carl Roaches (Houston) — KO return at Houston, 10-4-81
- 96 yds. — Bobby Humphrey (N.Y. Jets) — KO return at Cincinnati, 12-21-86
12. 95 yds. — Aaron Bailey (Indianapolis) — KO return at Cincinnati, 12-22-96
- 95 yds. — Lamont Brightful (Baltimore) — punt return at Baltimore, 11-10-02
14. 94 yds. — Herschel Walker (Philadelphia) — KO return at Cincinnati, 12-24-94
15. 93 yds. — Robert Lyles (Houston) — fumble return at Cincinnati, 10-19-86
16. 92 yds. — Billy Lefear (Cleveland) — KO return at Cleveland, 11-23-75 (not a TD)
- 92 yds. — Bo Jackson (L.A. Raiders) — rush at Los Angeles, 11-5-89
- 92 yds. — Eric Metcalf (Cleveland) — punt return at Cincinnati, 9-4-94
19. 91 yds. — Desmond Howard (Detroit) — KO return at Detroit, 10-28-01 (not a TD)
20. 90 yds. — Arthur Whittington (Oakland) — KO return at Oakland, 11-9-80
- 90 yds. — Kendall Williams (Baltimore) — KO return at Cincinnati, 10-2-83 (not a TD)
- 90 yds. — Aaron Beasley (Jacksonville) — fumble return at Jacksonville, 11-8-98

10 WINS, NO PLAYOFFS

The best Bengals team to miss out on postseason play was coach **Bill Johnson's** 1976 club, which went 10-4 but lost a tiebreaker to Pittsburgh for the AFC Central title. Only one Wild Card team made the playoffs from each conference at that time, and the berth went to an 11-3 New England club that lost a tiebreaker in the AFC East. One other Bengals team — the 1986 club — won 10 games (10-6) and failed to make the playoffs.

BENGALS OFFENSE & DEFENSE YEAR-BY-YEAR

OFFENSE

YEAR	PLAYS	FIRST DOWNS	RUSH YDS	NET PASS YDS	TOTAL YDS	PTS
1968	772	171	1807	1619	3426	215
1969	728	172	1523	2345	3868	280
1970	831	210	2057	1870	3927	312
1971	867	236	2142	2124	4266	284
1972	899	255	1996	2321	4317	299
1973	871	252	2236	2276	4512	286
1974	835	260	1978	2511	4489	283
1975	966	295	1819	3241	5060	340
1976	878	238	2109	2191	4300	335
1977	904	248	1861	2333	4194	238
1978	1034	271	2131	2741	4872	252
1979	1049	289	2329	2310	4639	337
1980	1060	283	2069	2815	4884	244
1981	1078	361	1973	3995	5968	421
1982	606	207	949	2339	3288	232
1983	1036	327	2104	3183	5287	346
1984	1081	339	2179	3301	5480	339
1985	1062	344	2183	3717	5900	441
1986	1046	348	2533	3957	6490	409
1987	1045	319	2164	3213	5377	285
1988	985	351	2710	3347	6057	448
1989	1083	348	2483	3618	6101	404
1990	943	277	2120	2943	5063	360
1991	993	286	1811	3158	4969	263
1992	934	248	1976	1943	3919	274
1993	986	239	1511	2541	4052	187
1994	990	267	1556	3236	4792	276
1995	975	288	1439	3753	5192	349
1996	1088	332	1793	3432	5225	372
1997	1002	310	1966	3316	5282	355
1998	979	271	1639	3185	4824	268
1999	1039	293	2051	3226	5277	283
2000	1001	254	2314	1946	4260	185
2001	1071	294	1712	3088	4800	226
2002	1054	315	1730	3476	5206	279
2003	1038	313	1987	3342	5329	346

DEFENSE

YEAR	PLAYS	FIRST DOWNS	RUSH YDS	NET PASS YDS	TOTAL YDS	PTS
1968	916	275	2097	2620	4717	329
1969	935	278	2651	2686	5337	367
1970	874	236	1543	2635	4178	255
1971	811	213	1778	2128	3906	265
1972	794	207	1815	1737	3552	229
1973	840	219	1807	1898	3705	231
1974	892	256	2152	1790	3942	259
1975	889	241	2194	1729	3923	246
1976	930	234	1912	1758	3670	210
1977	901	253	1897	2227	4124	235
1978	1036	269	2396	2236	4632	284
1979	1052	334	2219	3692	5911	421
1980	995	286	1680	3124	4804	312
1981	1055	324	1881	3408	5289	304
1982	551	170	850	2043	2893	177
1983	973	276	1499	2828	4327	302
1984	1034	322	1868	3391	5259	339
1985	1019	337	1999	3664	5663	437
1986	1051	336	2122	3152	5274	394
1987	937	286	1641	3056	4697	370
1988	1059	322	2048	3134	5182	329
1989	997	280	2162	3135	5297	285
1990	1010	308	2085	3520	5605	352
1991	980	308	1662	3990	5652	435
1992	1024	319	2007	3326	5333	364
1993	1000	306	2220	2798	5018	319
1994	1053	310	1906	3248	5154	406
1995	1127	355	2104	4245	6349	374
1996	1047	317	1643	3826	5469	369
1997	1091	351	2223	3459	5682	405
1998	992	310	2612	3151	5763	452
1999	1011	316	1699	3798	5497	460
2000	1068	307	1925	3562	5487	359
2001	1013	281	1675	3157	4832	309
2002	976	315	2003	3262	5265	456
2003	999	320	2218	3402	5620	384

MAJOR IMPROVEMENT

Since the NFL instituted the 16-game schedule in 1978, teams have posted 2-14 records 17 times. The 2002 Bengals were one of those, and the '03 Bengals were one of only three among those 17 who rose the next year to a .500 or better winning percentage.

The 1980 Detroit Lions finished 9-7, and the New England Patriots went 5-4 in the strike-shortened '82 campaign. The Patriots were the only club to reach the postseason after a 2-14 year, and they did it as qualifiers for the expanded "Super Bowl tournament" held after the 1982 strike season.

Here's a look how the 17 teams to finish 2-14 did the following season:

Year	Team	Record	Pct.
1979	San Francisco	2-14-0	.125
1980	Detroit	9-7-0	.563
1980	San Francisco	6-10-0	.375
1982	Baltimore	0-8-1	.056
1982	New England	5-4-0	.556
1984	Houston	3-13-0	.188
1984	Tampa Bay	6-10-0	.375
1985	Buffalo	2-14-0	.125
1986	Buffalo	4-12-0	.250

Year	Team	Record	Pct.
1986	Tampa Bay	2-14-0	.125
1987	Tampa Bay	4-11-0	.267
1993	New England	5-11-0	.313
1993	Seattle	6-10-0	.375
1995	Houston	7-9-0	.438
2000	Cleveland	3-13-0	.188
2002	Detroit	3-13-0	.188
2003	Cincinnati	8-8-0	.500

BENGALS STADIUM FIRSTS & LASTS

NIPPERT STADIUM (1968-69)

First Preseason Game: Aug. 3, 1968

Final Score: Kansas City 38, Bengals 14; **Attendance:** 21,682

First Regular-Season Game: Sept. 15, 1968

Final Score: Bengals 24, Denver 10; **Attendance:** 25,049

First Bengals Scoring Play: Dale Livingston 49-yard FG (12:02 left in 3rd quarter)

First Bengals TD: Bob Trumpy 58-yard pass from John Stofa (8:58 left in 3rd quarter)

First Opp. Scoring Play: Bob Humphreys 33-yard FG (3:07 left in 3rd quarter)

First Opp. TD: Eric Crabtree 5-yard pass from Jim Leclair (11:57 left in 4th quarter)

Last Regular-Season Game: Nov. 16, 1969

Final Score: Boston 25, Bengals 14; **Attendance:** 25,913

Last Bengals Scoring Play: Jess Phillips 4-yard TD run; Horst Muhlmann PAT kick (13:10 left in 4th quarter)

Last Opp. Scoring Play: Gino Capelletti 43-yard FG (7:58 left in 3rd quarter)

Last Opp. TD: Charley Frazier 6-yard pass from Mike Taliaferro; Gino Cappelletti PAT kick (1:24 left in 1st quarter)

Bengals' Total W-L Record at Nippert (Regular Season): 6-8-0 (.429)

Largest Crowd at Nippert: 28,642 on Sept. 29, 1968 — San Diego 31, Bengals 10



Photo courtesy Univ. of Cincinnati

RIVERFRONT STADIUM/CINERGY FIELD (1970-99)

(Note: Stadium was called Riverfront Stadium from 1970-95 and was renamed Cinergy Field in 1996.)

First Preseason Game: Aug. 8, 1970

Final Score: Bengals 27, Washington 12; **Attendance:** 52,299

First Regular-Season Game: Sept. 20, 1970

Final Score: Bengals 31, Oakland 21; **Attendance:** 56,616

First Bengals Scoring Play: Sam Wyche 5-yard TD run (13:08 left in 1st quarter)

First Opp. Scoring Play: Fred Biletnikoff 20-yard TD pass from Daryle Lamonic (0:30 left in 1st quarter)

Last Regular-Season Game: Dec. 12, 1999

Final Score: Bengals 44, Cleveland 28; **Attendance:** 59,972

Last Bengals Scoring Play: Darnay Scott 52-yard TD pass from Jeff Blake; Doug Pelfrey PAT kick (3:15 left in 3rd quarter)

Last Opp. Scoring Play: Darrin Chiaverini 19-yard TD pass from Ty Detmer; Phil Dawson PAT kick (0:49 left in 4th quarter)

Bengals' Total W-L Record at Riverfront/Cinergy (Regular Season): 128-100-0 (.561)

Largest Crowd at Riverfront/Cinergy: 60,284 on Oct. 17, 1971 — Cleveland 27, Bengals 24



PAUL BROWN STADIUM (2000-PRESENT)

First Preseason Game: Aug. 19, 2000

Final Score: Bengals 24, Chicago 20; **Attendance:** 56,180

First Regular-Season Game: Sept. 10, 2000

Final Score: Cleveland 24, Bengals 7; **Attendance:** 64,006

First Bengals Scoring Play: Ron Dugans 4-yard TD pass from Akili Smith (14:33 left in 2nd quarter)

First Opp. Scoring Play: Travis Prentice 16-yard TD run (3:43 left in 1st quarter)

Bengals' Total W-L Record at Paul Brown Stadium (Regular Season): 13-19-0 (.406)

Largest Crowd at Paul Brown Stadium: 65,362 on Dec. 28, 2003 — Cleveland 22, Bengals 14



BENGALS TOUGH IN OVERTIME

The Bengals are among the NFL's elite teams in regular-season overtime games, with a 14-9-0 record and .609 winning percentage.

Only Buffalo (.654), Pittsburgh (.640) and Washington (.620) have better overtime winning percentages. The Bills have a 17-9-0 mark, the Steelers are 15-8-2 and the Redskins are 15-9-1.

The Bengals rank tied for 8th in the NFL in most total overtime victories.

Former Bengals kicker Jim Breech kicked an NFL-record nine winning field goals in overtime, never missing one in an extra period.

Overtime for regular-season games was instituted in the NFL in 1974.

Listed below is the Bengals' overtime history. Times listed are time left in the overtime period, and the home team is listed in CAPS:

Oct. 30, 1977 — CINCINNATI 13, Houston 10. Bengals win toss. Chris Bahr kicks 22-yard field goal at 9:09.

Sept. 10, 1978 — CLEVELAND 13, Cincinnati 10. Browns win toss. Larry Collins returns kickoff 41 yards to Browns' 47. Don Cockroft kicks 27-yard FG at 10:30.

Sept. 23, 1979 — Houston 30, CINCINNATI 27. Bengals' longest overtime game. Oilers win toss. Houston punts. Chris Bahr's 32-yard field goal attempt is wide right at 8:05. Cliff Parsley's punt downed on Bengals' 5. Pat McNally punts and Rich Ellender returns to Bengals' 42. Toni Fritsch's third-down, 29-yard field goal attempt hits left upright and bounces through with only 0:32 remaining.

Dec. 14, 1980 — Cincinnati 17, CHICAGO 14. Bengals win toss. Jim Breech kicks 28-yard field goal with 10:37 left.

Sept. 27, 1981 — CINCINNATI 27, Buffalo 24. Bills win toss. Greg Carter punts into end zone for touchback. Bengals drive to Bills' 10. Jim Breech kicks 28-yard field goal with 5:27 remaining.

Sept. 19, 1982 — PITTSBURGH 26, Cincinnati 20. Bengals win toss. Dwayne Woodruff intercepts Ken Anderson pass and returns it 30 yards to Cincinnati 2. Terry Bradshaw completes 2-yard TD pass to John Stallworth on first down at 13:52.

Dec. 2, 1984 — Cincinnati 20, CLEVELAND 17. Browns win toss. John Simmons returns Steve Cox's punt 30 yards to Cleveland 35. Jim Breech kicks 35-yard field goal seven plays later at 10:26.

Sept. 14, 1986 — CINCINNATI 36, Buffalo 33. Bengals' quickest OT victory. Bills win toss. Carl Zander intercepts Jim Kelly's first down pass and returns it to Bills' 17. Jim Breech kicks 23-yard FG two plays later at 14:04.

Dec. 6, 1987 — CINCINNATI 30, Kansas City 27. Bengals win toss. Teams trade punts. Jim Breech kicks 32-yard FG 16 plays later at 5:16.

Dec. 17, 1988 — CINCINNATI 20, Washington 17. Bengals win toss. David Grant recovers Doug Williams' fumble at Redskins' 17. Jim Breech kicks 20-yard field goal three plays later at 7:59.

Oct. 7, 1990 — Cincinnati 34, LOS ANGELES RAMS 31. Rams win toss. Possession exchanged four times. Bengals start scoring drive from their 11 and win on 44-yard FG by Jim Breech at 3:04.

Dec. 9, 1990 — San Francisco 20, CINCINNATI 17. 49ers win toss and drive from their 19 to Bengals' six. Mike Cofer kicks 23-yard FG at 8:48.

Nov. 10, 1991 — Pittsburgh 33, CINCINNATI 27. Steelers win toss and are stopped by Bengals on their 29, forcing a punt. Steelers recover Bengals fumble on Pittsburgh 37, then score on 26-yard pass from Neil O'Donnell to Eric Green at 8:28.

Sept. 13, 1992 — CINCINNATI 24, Los Angeles Raiders 21. Raiders win toss, fumble kickoff and Cincinnati's Antoine Bennett recovers at L.A. 21. Jim Breech kicks 34-yard field goal at 13:59.

Nov. 8, 1992 — Cincinnati 31, CHICAGO 28. Bears win toss. Bengals force punt & drive to Bears' 18-yard line. Jim Breech kicks 36-yard FG at 6:21.

Nov. 6, 1994 — Cincinnati 20, SEATTLE 17. Bengals defense stops Seahawks twice, and Jeff Blake passes 76 yards to Darnay Scott on first down to Seahawks' 7. Doug Pelfrey kicks 26-yard field goal on first down at 6:46.

Sept. 3, 1995 — Cincinnati 24, INDIANAPOLIS 21. Bengals win toss, and drive 54 yards in 6 plays to set up 47-yard Doug Pelfrey field goal at 12:24. It was the fourth overtime victory in a row for Cincinnati.

Oct. 29, 1995 — Cleveland 29, CINCINNATI 26. Browns punt, Bengals punt and Browns punt again, all with no first downs. On Bengals' second possession, Dana Hall intercepts Jeff Blake's pass and returns to Bengals' 45. Browns drive 34 yards in 6 plays, setting up Matt Stover's 28-yard FG with 8:30 left on the clock.

Oct. 6, 1996 — Houston 30, CINCINNATI 27. Bengals were unable to make a first down after getting the overtime kickoff, and Houston responded by driving 51 yards in 8 plays to win on Al Del Greco's 49-yard field goal at 10:38.

Sept. 13, 1998 — Cincinnati 34, DETROIT 28. Lions win toss and make one first down to their 40, but Bengals' Corey Sawyer intercepts Scott Mitchell pass on subsequent third down and returns it 58 yards for a touchdown with 12:54 remaining.

Dec. 2, 2001 — Tampa Bay 16, CINCINNATI 13. The Bucs won the toss and their opening drive stalled, but P Mark Royals pinned the Bengals at their 4-yard line. On the Bengals' first snap, Tampa safety John Lynch forced a fumble by Corey Dillon and recovered it at the Cincinnati 3. On the next play, Tampa Bay's Martin Gramatica kicked a 21-yard field goal with 9:54 left.

Dec. 30, 2001 — CINCINNATI 26, Pittsburgh 23. The Steelers won the toss and their opening drive stalled. Cincinnati had to take over at its 1-yard line after a Pittsburgh punt, but QB Jon Kitna led an 86-yard, 11-play drive to set up a 31-yard FG by Neil Rackers with 4:08 to play.

Oct. 5, 2003 — BUFFALO 22, Cincinnati 16. The Bengals won the toss and elected to receive, but were unable to make a first down. Buffalo took possession at its 43 after a 29-yard Cincinnati punt, and the Bills drove 57 yards, getting the game-winning TD on Travis Henry's 2-yard run with 11:07 left.

ROAD IS SWEET IN OT

Recent Bengals results have shown the home field "advantage" to be no edge at all in overtime games. The visiting team has won seven of the last nine overtime games involving Cincinnati, as well as 10 of the last 13.

In those 13 games, the Bengals are 5-1 as the overtime visitor and 2-5 as the overtime home team.

BENGALS CHRONOLOGY

Paul Brown, who left the Cleveland Browns following the 1962 season with an NFL record of 115-49-6, seven conference titles, and three NFL championships, had the urge to get back into football. His son Mike did a study on pro football expansion and recommended Cincinnati as a potential site. In 1965, Brown met with Ohio Governor James Rhodes and the two agreed the state could accommodate a second pro football team.

1966 Fearful the Reds baseball team would leave town and feeling pressure from local businessmen pushing for a pro football franchise, Cincinnati's city council approved the construction of Riverfront Stadium.

1967 Brown's group was awarded an AFL expansion franchise. Brown called the team the Bengals, the name of Cincinnati's pro teams in the old AFL of the late 1930s. The Bengals acquired their first player late in the year when they traded two draft picks to Miami for QB John Stola.

1968 The Bengals were awarded 40 veteran players in the allocation draft. In the college draft, they selected Tennessee center Bob Johnson as their first pick. The Bengals lost their first preseason game, 38-14, to Kansas City, before 21,682 fans at Nippert Stadium. The Bengals upset Denver, 24-10, and Buffalo, 34-23, in their first two regular-season home games. Paul Robinson led the AFL in rushing with 1,023 yards and he was named Rookie of the Year.

1969 Brown drafted quarterback Greg Cook of the Univ. of Cincinnati in the first round. The same draft also produced linebacker Bill Bergey. The Bengals jumped out to a 3-0 record, but finished 4-9-1. Brown was named AFL Coach of the Year. Bergey was honored as the AFL Defensive Rookie of the Year, and Cook won the AFL passing title.

1970 The NFL-AFL merger took place before the season, and the Bengals made their first NFL campaign a memorable one. After losing 6 of their first 7 games, they rallied to finish 8-6 and win the new AFC Central Division. In their first playoff game, they lost, 17-0, to eventual Super Bowl champion Baltimore. QB Greg Cook was forced to the Injured Reserve list in training camp with a shoulder injury that would end his career, and Virgil Carter took over as the starter.

1971 The Bengals drafted QB Ken Anderson in the third round. Anderson would go on to play 16 seasons for the club and set numerous team passing records.

1972 Anderson unseated Carter as the starting QB and the Bengals won three of the last four games to finish 8-6. DT Mike Reid and WR Chip Myers were selected for the Pro Bowl.

1973 The Bengals split their first eight games, then swept their last six and won their second AFC Central Division title. Cincinnati lost to Miami, 34-16, in the AFC playoffs. Rookie Boobie Clark, who finished the year with 988 yards rushing and 45 pass receptions, was named AFC Rookie of the Year. Essex Johnson led Cincinnati with a career-high 997 yards rushing and rookie Isaac Curtis caught 45 passes.

1974 Cincinnati traded Bill Bergey to Philadelphia for two first-round draft choices and a third-round pick in

1977. Jim LeClair replaced Bergey at middle linebacker. Anderson won the NFL passing championship and completed a club-record 64.9 percent of his attempts. Cornerback Lemar Parrish led the NFL in punt returns.

1975 The Bengals opened with six straight wins and went on to post an 11-3 record, their best regular-season mark. The Bengals qualified as the AFC wild card team for the playoffs, but they lost to Oakland, 31-28, in the playoffs. Anderson won his second NFL passing championship. A serious blow was the loss of defensive tackle Mike Reid, who retired at age 26 to pursue a career in music.

1976 Brown announced his retirement after 41 seasons of coaching and named Bill Johnson, his long-time assistant, as the successor. Brown continued to serve as the club's general manager and vice president. The Bengals acquired defensive end Coy Bacon in a trade with San Diego and drafted halfback Archie Griffin, the two-time Heisman Trophy winner from Ohio State. The Bengals won nine of their first 11 games and finished 10-4, but did not make the playoffs. Cornerback Ken Riley led the AFC with nine interceptions.

1977 A loss to Houston in the final game cost the Bengals a spot in the playoffs. The team finished with an 8-6 record.

1978 QB Ken Anderson missed the first four games with a broken bone in his right hand, and Homer Rice replaced Bill Johnson as head coach after the Bengals started 0-5. The team dipped to marks of 0-8 and 1-12 before rebounding under Rice to win the last three games. In the season finale, the Bengals blasted Cleveland, 48-16, setting series records for points and victory margin.

1979 Fullback Pete Johnson powered his way to 15 touchdowns, but the Bengals struggled to their second straight 4-12 record. After the season, former Cleveland coach Forrest Gregg was named to replace Rice as Bengals head coach.

1980 The Bengals went 6-10 and managed only 244 points, lowest in the AFC. They did upset defending Super Bowl champion Pittsburgh twice. First-round draft choice Anthony Munoz began his Hall of Fame career.

1981 The Bengals unveiled new uniforms with tiger-striped helmets, jerseys and pants. They had at least a share of the AFC Central lead the entire season and, on Dec. 13, Anderson threw two touchdown passes as the Bengals clinched the division with a 17-10 win over the Steelers. Anderson led the NFL in passing with a 98.5 rating. On Jan. 3, the Bengals beat Buffalo, 28-21, in an AFC Divisional Playoff game. A week later, playing in their first AFC Championship Game, the Bengals defeated San Diego, 27-7, at Riverfront Stadium in a temperature of nine degrees below zero with a wind-chill factor of minus-59. In Super Bowl XVI on Jan. 24 in Pontiac, Mich., the Bengals trailed 20-0 at halftime and lost to San Francisco, 26-21.

1982 The Bengals posted a 7-2 record in a strike-shortened season to earn a postseason berth, but lost to the Jets in the first round of the playoffs, 44-17. Anderson led the AFC in passing for the fourth time as the Bengals boasted the second-best offense in the NFL.

1983 The Bengals started the season by losing six of their first seven games and finished 7-9. Despite the losing record, the Bengals claimed the top overall defense in the NFL. In the offseason, Gregg resigned as head coach and Sam Wyche was named as his replacement.

1984 Pete Johnson was traded to San Diego for running back James Brooks. The Bengals lost their first five games, then bounced back to win eight of the last 11 and force the AFC Central Division championship race into the final week of the season, only to fall a game short of Pittsburgh. Cincinnati finished 8-8.

1985 Wide receiver Isaac Curtis, a premier Bengal for 12 years, retired shortly before training camp opened. Second-year QB Boomer Esiason replaced Ken Anderson. The Bengals set a club scoring record with 441 points.

1986 Boomer Esiason passed for a team-record 3959 yards and James Brooks rushed for 1087 yards as the Bengals went 10-6, narrowly missing a playoff berth. Linebacker Reggie Williams was selected NFL Man of the Year for his efforts to charity and the community.

1987 The Bengals posted a 4-11 record in a strike-interrupted season. Individual bright spots included Jim Breech leading the AFC in scoring with 97 points, Anthony Munoz being voted to his seventh straight Pro Bowl, and nose tackle Tim Krumrie making his first Pro Bowl.

1988 The Bengals brought about one of the biggest turnarounds in NFL history by rising from their 4-11 finish of 1987 to a 12-4 regular-season record. They won the AFC Central Division title, and defeated Buffalo, 21-10, for the AFC Championship on Jan. 8 (1989). On Jan. 22 (1989), they appeared in their second Super Bowl and lost, 20-16, to San Francisco when the 49ers scored a touchdown with 34 seconds remaining in the game. Coach Sam Wyche's team posted a 14-5 mark in regular and postseason play, best in the NFL. Wyche received numerous honors for his brilliant coaching and nine Bengals were selected for the Pro Bowl — QB Boomer Esiason, NT Tim Krumrie, OT Anthony Munoz, G Max Montoya, TE Rodney Holman, WR Eddie Brown, RB James Brooks, S David Fulcher and CB Eric Thomas. Esiason was voted the NFL's Most Valuable Player. In January of '88, LB Reggie Williams received the "Sportsman of the Year" award from *Sports Illustrated*. Rookie "Ickey" Woods led the Bengals in rushing with 1,066 yards.

1989 The Bengals traded their first round draft choice to Atlanta for three later selections. Hit hard by injuries throughout the season, the Bengals went 8-8 and narrowly missed a spot in the playoffs, despite outscoring the opposition 404-285.

1990 The Bengals posted a 9-7 regular-season record to win the AFC Central Division and move into the playoffs, where they defeated the Houston Oilers, 41-14, before losing to the Los Angeles Raiders, 20-10, in the second round.

1991 Paul Brown, founder of the Bengals and a member of the Pro Football Hall of Fame, died Aug. 5. The Bengals had a 3-13 season record. Dave Shula replaced Sam Wyche as head coach following the season.

1992 The Bengals had a 5-11 record, but Harold Green rushed for 1,170 yards and was selected to play in the Pro Bowl. All-Pro OT Anthony Munoz played his final game.

1993 Quarterback Boomer Esiason was traded to the

New Jets for a third-round draft choice. The young Bengals lost their first 10 games before defeating the Raiders. Cincinnati then had wins over the Rams and Falcons in the final weeks of the season to finish 3-13.

1994 The Bengals lost their first eight games of the season. With quarterbacks David Klingler and Erik Wilhelm sidelined with injuries, third-string QB Jeff Blake started in Game 8 against two-time defending Super Bowl champion Dallas and nearly pulled off an upset before losing, 23-20. Blake kept his starting role for the rest of the season, passing for 2154 yards and 14 TDs. The Bengals finished 3-13.

1995 The Bengals traded up in the draft's first round for the first time, and selected Penn State RB Ki-Jana Carter with the No. 1 overall pick, obtained from Carolina. Carter suffered a knee injury in the third preseason game and missed his entire rookie season. Nonetheless, the Bengals made a dramatic improvement over the previous four years, going 7-9 with five losses by just three points each. QB Jeff Blake, WR Carl Pickens and PK Doug Pelfrey posted record Bengal seasons, and Blake and Pickens went on to start in the Pro Bowl.

1996 On March 19, Hamilton County voters approved a half-cent sales tax increase to fund two new stadiums, taking a major step to ensure the Bengals' future in Cincinnati. The team lost six of its first seven games, but Cincinnati's fortunes took a U-turn after offensive coordinator Bruce Coslet was promoted to head coach Oct. 21, replacing Dave Shula. Coslet directed the team to a 7-2 finish, including a 5-0 mark at Cinergy Field, and the final 8-8 record was Cincinnati's first .500-or-better season since 1990. The defense set a team record with 34 interceptions, and CB Ashley Ambrose was named a Pro Bowl starter along with WR Carl Pickens, who caught 100 passes to break his own team reception record.

1997 The Bengals and Hamilton County officials reached agreement on a western riverfront site for a new football stadium, and on May 29, team president Mike Brown signed a lease committing the team through 2026. The team and the county declined to sell naming rights, christening the facility Paul Brown Stadium in honor of the Bengals' founder. The team held training camp in a new complex at Georgetown (Ky.) College, ending its 29-year arrangement at Wilmington (Ohio) College. On the field, the team suffered a 1-7 start but rallied to go 6-2 in the second half and finish 7-9. Rookie HB Corey Dillon rushed for 1129 yards, third-most in club history, and his 246-yard effort vs. Tennessee on Dec. 4 broke Jim Brown's 40-year-old NFL single-game rookie record. Boomer Esiason started the last five games at QB and posted a 106.9 passer rating for the season.

1998 Demolition work for Paul Brown Stadium began early in the year, and official groundbreaking for the new facility was held April 25. HB Corey Dillon rushed for 1130 yards, third-most in team history, and became the first Bengal to top the 1000-yard rushing mark in each of his first two seasons.

1999 Throughout the year, work continued on Paul Brown Stadium, the team's new, state-of-the-art home on the Cincinnati riverfront. But the final season at Cinergy Field was not a success, as the team endured a 1-10 start before rallying to win three of its last five for a 4-12 finish.

Corey Dillon rushed his way to the Pro Bowl with 1200 yards, second-most in team history. Kickoff returner Tremain Mack also made the Pro Bowl, leading the AFC with a club-record average of 27.1 yards per return.

2000 The Paul Brown Stadium era began on Aug. 19, as the Bengals christened Cincinnati's new football showplace with a 24-20 preseason win over the Chicago Bears. WR Peter Warrick scored the first Bengals points in PBS on a 14-yard end-around run in the first quarter. In the stadium's Grand Opening regular-season game Sept. 10 vs. Cleveland, a Cincinnati sports record crowd of 64,006 turned out, but the Browns won the game, 24-7. Rookie WR Ron Dugans scored the first Bengals regular-season points in PBS on a 4-yard TD pass from Akili Smith. The Bengals drew four other crowds which exceeded the pre-PBS record for a sports crowd in Cincinnati, but the Browns game stood as the new record. On Sept. 25, following an 0-3 start to the season, Bruce Coslet resigned as head coach and was replaced by assistant head coach/defensive coordinator Dick LeBeau. The team finished 4-9 under LeBeau, including 4-6 in the final 10 games and a 2-2 mark in the final four. On Dec. 20, LeBeau signed a multi-year contract to begin in 2001. LeBeau's first victory, on Oct. 22 vs. Denver, featured an NFL-record 278 rushing yards by Corey Dillon, who went on to set a Bengals record of 1435 yards for the season, earning his second straight trip to the Pro Bowl.

2001 In his first full season as Bengals head coach, Dick LeBeau fashioned a two-game improvement over the previous season with a 6-10 record. It was the Bengals' most wins since 1997. The team displayed a foundation for the future in a young defense that ranked No. 9 in the NFL, the club's highest rank since 1989. HB Corey Dillon led the offense with 1315 rushing yards, second-most in team history — behind his own 1435 total of the year before — and Dillon moved to within 238 yards of James Brooks for the all-time team rushing lead. Security procedures at Paul Brown Stadium were significantly increased in response to the Sept. 11 terrorist attacks, but the full home schedule was played without incident. On Oct. 14, the Bengals re-set their own record for the largest crowd ever at a Cincinnati sports event, as 64,217 fans watched Cincinnati defeat Cleveland, 24-14. Due to the terrorist attacks, the Bengals' Sept. 16 game at Tennessee was postponed, and the season was extended a week to allow postponed games to be played the weekend of Jan. 6 (2002).

2002 The Bengals entered the season with high hopes after an encouraging 2001 finish. But despite some noteworthy individual performances, the team sunk to the worst record (2-14) in franchise history. The team was hit hard by injuries, losing the league's second-highest

number of games by starters. The offense got off to a very slow start with free agent signee Gus Frerotte at QB, and Cincinnati was outscored 119-23 in the first four games. The offense perked up noticeably after 2001 starter, Jon Kitna, returned to the No. 1 QB role. For the first time since 1989, Cincinnati had a 3000-yard passer (Kitna), a 1000-yard rusher (Corey Dillon) and a 1000-yard receiver (Chad Johnson). The Bengals set a team record for pass completions (350). But the team was 0-7 before getting a win at Houston. The defense was inconsistent, and with 9 touchdowns allowed on special teams or by the offense, the Bengals as a team allowed the second-most points (456) in club history. On Dec. 30, it was announced that head coach Dick LeBeau would not be retained for 2003.

2003 The Bengals launched a new era on Jan. 14, when Marvin Lewis was hired as the ninth head coach in franchise history. The results wound up being nationally noted, as the club drew a record regular-season attendance of 479,488 to watch Lewis' first team finish 8-8, six games better than the 2-14 Bengals of 2002. Architect of the Baltimore Ravens' record-setting Super Bowl defense in 2000, Lewis received a broad mandate from ownership to implement his program. Though the Bengals missed the playoffs — eliminated on the final weekend of the season — their six-game improvement was the biggest of any NFL team from '02 to '03. It was also the second-biggest one-year improvement in Bengals history. Lewis finished second to Bill Belichick, coach of the World Champion New England Patriots, in *Associated Press* voting for NFL Coach of the Year. The season included the four largest pro sports crowds in Cincinnati history, topped by 65,362 on Dec. 28 vs. Cleveland, and the highlight game was a 24-19 win on Nov. 16 over an unbeaten (9-0) Kansas City team. WR Chad Johnson led the AFC with 1355 receiving yards, and LOT Willie Anderson joined Johnson in the Pro Bowl. Prior to the season, the Bengals had the No. 1 overall pick in the NFL Draft for the third time in team history, and chose Southern California QB Carson Palmer. Palmer did not play as a rookie, as veteran Jon Kitna was the only NFL QB to play every offensive snap for his team.

EARLY 2004: The team announced in February its intention to install a synthetic playing surface at Paul Brown Stadium, replacing the grass field that had been in use since 2000. In early July, the job was completed on a new FieldTurf surface. In March, head coach Marvin Lewis announced that Carson Palmer, top overall pick in the 2003 Draft, was promoted to the team's No. 1 QB job for 2004. The team also made its most significant uniform change since 1981. The signature striped helmet was not changed, but the jersey design was modernized, black pants were added as a regular option to white pants, and a special-occasion orange jersey was added.

GET THE POINT?

Only three times in the Bengals' 36 seasons has a non-kicker led the team in scoring. In 1979, **FB Pete Johnson** was the team's leading scorer with 90 points (15 TDs). **FB Ickey Woods** led the 1988 Bengals with 90 points (15 TDs), and in 2001, **HB Corey Dillon** scored a team-high 78 points (13 TDs).

The Bengals' single-season scoring record is held by **K Doug Pelfrey**, who scored 121 points in 1995 (29 FGs, 34 PATs).

CINCINNATI PRO FOOTBALL HISTORY

Cincinnati was home to two other football teams in the National Football League prior to the present-day Bengals.

One of the teams, known as the Cincinnati Celts, was a member of the NFL — then known as the American Professional Football Association — in the league's second season in 1921. That team finished with a 1-3-0 record in its only season.

In 1933, the NFL granted the city another franchise, this time called the Cincinnati Reds. They competed in the league for two seasons before folding. The Reds finished with a 3-6-1 record and fourth place in the league's Western Division in 1933. In 1934, they lost their first eight games before suspending operations. The St. Louis Gunners, an independent team, joined the NFL by buying the Cincinnati franchise and went 1-2 the last three weeks of the season.

It was a third team, however — one which was not a member of the NFL — that eventually proved to be the closest link to today's modern-era team.

In 1937, a team called the Cincinnati Bengals was formed as a member of the rival American Football League. It was that team's nickname which was later adopted by today's NFL franchise.

The 1937 Bengals finished with a 2-4-2 record in their first year, but the AFL folded after the season. The

Bengals continued as an independent team in 1938, playing three NFL teams that year. They beat the Chicago Bears, 17-13, and the Pittsburgh Pirates, 38-0, and tied the Chicago Cardinals, 7-7.

In 1939, the Bengals joined a new AFL, finishing in second place with a 6-2 record. But again, the league folded after the season.

Once again in 1940, another new AFL emerged, and again the Bengals joined. They recorded 1-7-0 and 1-5-2 marks in 1940 and '41, respectively. That AFL suffered the fate of the two AFLs before it, folding after the 1941 season as the United States entered World War II. Only this time, the Bengals folded along with it.

Pro football returned to Cincinnati 26 years later, in 1967, when Paul Brown headed an ownership group which landed an expansion franchise in the modern-era American Football League. Brown, a Pro Football Hall of Famer who founded and coached the Cleveland Browns from 1946-62, picked the name Bengals for the new team "to give it a link with past professional football in Cincinnati."

Hundreds of names were suggested by fans in an effort to name the new Cincinnati team, the most popular being Buckeyes. It was rejected to avoid confusion with the Ohio State Buckeyes.

The Bengals began play in the AFL in 1968. The AFL merged with the NFL in 1970.



1938 Cincinnati Bengals

Front row (left to right): 65-Tarz Carlson, 84-Bud Payne, 60-Cole Wilging, 85-Sig Sigillo, 55-Freddy Wunderlich, 69-Joe Kruse, 14-Blond Blizzard Owen, 80-Norm Cable, 41-Irish Pavkov, 54-Horse Chesney, 64-Pat Howlett, 51-Tiger Martinovich.

Back row: 70-Homer Reynolds, 72-Jug Brown, 75-King Bernard, 73-Socko Wiethe, 88-Bumper McPhail, 61-Earl Warwick, 83-Connie Mack Berry, 81-Phil Bucklew, 82-Bill Muellner, 52-Russ Sweeney, 87-Wild Bill Gerdes, 86-Turk Russ, Coach Dana M. King.

DOUBLING UP

Twice in Bengals history, a Cincinnati player has managed 100-plus yards both rushing and receiving on the same day. HB **Essex Johnson** was the first, rushing for 121 yards on 21 carries and getting 116 yards on 2 receptions on Sept. 30, 1973 at San Diego. He stood alone in the category until Dec. 7, 1986, when HB **James Brooks** burned the Patriots at New England for 163 yards on 18 rushes and 101 yards on 6 receptions. Cincinnati won both games.

Bengals opponents have managed double 100-yard performances twice, and Cincinnati lost both of those games. On Nov. 23, 1975, Cleveland HB **Greg Pruitt** had 121 yards on 17 rushes and 106 yards on 7 receptions vs. Cincinnati at Cleveland Stadium. On Sept. 22, 1985, San Diego RB **Lionel James** became the only NFL player to record dual 100s at Riverfront Stadium (later renamed Cinergy Field). James had 127 yards on 12 rushes and 118 yards on 5 receptions.

BENGALS IN SUPER BOWL XVI

San Francisco 26, Bengals 21

Jan. 24, 1982, at Pontiac Silverdome (Pontiac, Mich.)

Coach Forrest Gregg's Bengals outgained San Francisco by 81 yards (356-275), marking the first time in the game's history the losing team led in yardage. Cincinnati QB Ken Anderson set Super Bowl records (since surpassed) for completions (25) and completion percentage (73.5), and Anderson's 300 passing yards nearly doubled the 157 by Joe Montana of the 49ers. But Cincinnati suffered four turnovers to San Francisco's one, and three of those giveaways led to 17 first-half points for the 49ers, who led 20-0 at intermission.

Leading 20-7, the 49ers staged a memorable goal-line stand late in the third quarter, stopping the Bengals for no gain on three straight plays from the one-yard line. The Bengals still closed the gap to 20-14 with 10:06 left in the fourth quarter, but the 49ers increased their lead to 26-14 on two Ray Wersching field goals before the Bengals crept to within 26-21 on the game's second Anderson-to-Dan Ross TD pass with 16 seconds to play. Dwight Clark's recovery of a Bengals onside kick sealed the victory for San Francisco.

LINEUPS

San Francisco 49ers

OFFENSE

WR Dwight Clark
LT Dan Audick
LG John Ayers
C Fred Quillan
RG Randy Cross
RT Keith Fahnhorst
TE Charlie Young
WR Freddie Solomon
QB Joe Montana
RB Ricky Patton
FB Earl Cooper

DEFENSE

LE Jim Stuckey
NT Archie Reese
RE Dwaine Board
LOLB Willie Harper
LILB Jack Reynolds
RILB Bobby Leopold
ROLB Keena Turner
LCB Ronnie Lott
RCB Eric Wright
SS Carlton Williamson
FS Dwight Hicks

SUBSTITUTES

Dan Bunz, John Choma, Johnny Davis, Fred Dean, Walt Downing, Rick Gervais, John Hartly, Allan Kennedy, Amos Lawrence, Milt McColl, Jim Miller, Lawrence Pillers, Craig Puki, Eason Ramson, Bill Ring, Mike Shumann, Lynn Thomas, Ray Wersching, Mike Wilson.

DID NOT PLAY

Guy Benjamin, Walt Easley, Lenvil Elliott, Saladin Martin.

Cincinnati Bengals

OFFENSE

WR Cris Collinsworth
LT Anthony Munoz
LG Dave Lapham
C Blair Bush
RG Max Montoya
RT Mike Wilson
TE Dan Ross
WR Isaac Curtis
QB Ken Anderson
RB Charles Alexander
FB Pete Johnson

DEFENSE

LE Eddie Edwards
NT Wilson Whitley
RE Ross Browner
LOLB Bo Harris
LILB Jim LeClair
RILB Glenn Cameron
ROLB Reggie Williams
LCB Louis Breedon
RCB Ken Riley
SS Bobby Kemp
FS Bryan Hicks

SUBSTITUTES

Don Bass, Jim Breech, Gary Burley, Oliver Davis, Tom Dinkel, Guy Frazier, Mike Fuller, Archie Griffin, Ray Griffin, Jim Hargrove, M.L. Harris, Rod Horn, Steve Kreider, Pat McNally, Blake Moore, Mike Obrovac, Rick Razzano, Mike St. Clair, John Simmons, David Verser.

DID NOT PLAY

Glenn Bujnoch, Turk Schonert, Jack Thompson.

San Francisco	7	13	0	6	—	26
Cincinnati	0	0	7	14	—	21

TEAM	SCORING PLAY	QTR-LEFT
SF	J. Montana 1 run (R. Wersching kick)	1-5:52
SF	E. Cooper 11 pass from J. Montana (R. Wersching kick)	2-6:53
SF	R. Wersching 22 field goal	2-0:15
SF	R. Wersching 26 field goal	2-0:02
CIN	K. Anderson 5 run (J. Breech kick)	3-11:25
CIN	D. Ross 4 pass from K. Anderson (J. Breech kick)	4-10:06
SF	R. Wersching 40 field goal	4-5:25
SF	R. Wersching 23 field goal	4-1:57
CIN	D. Ross 3 pass from K. Anderson (J. Breech kick)	4-0:16

Missed FG: None. Attendance: 81,270. Time: 3:21.

	SAN FRANCISCO	CINCINNATI
First downs	20	24
Total net yards	275	356
Net yards rushing	127	72
Net yards passing	148	284
Sacks against-yards lost	1-9	5-16
Passes-completions-interceptions	22-14-0	34-25-2
Punts-avg. yards	4-46.3	3-43.7
Penalties-yards	8-65	8-57
Fumbles-lost	2-1	2-2
Time of possession	30:34	29:26

	RUSHING					RUSHING			
49ERS	Att	Yds	Lg	TD	BENGALS	Att	Yds	Lg	TD
R. Patton	17	55	10	0	P. Johnson	14	36	5	0
E. Cooper	9	34	14	0	C. Alexander	5	17	13	0
J. Montana	6	18	8	1	K. Anderson	4	15	6	1
B. Ring	5	17	7	0	A. Griffin	1	4	4	0
J. Davis	2	5	4	0					
D. Clark	1	-2	-2	0					

	PASSING					PASSING			
49ERS	Att	Cmp	Yds	TD-I	BENGALS	Att	Cmp	Yds	TD-I
J. Montana	22	14	157	1-0	K. Anderson	34	25	300	2-2

	RECEIVING					RECEIVING			
49ERS	No	Yds	Lg	TD	BENGALS	No	Yds	Lg	TD
F. Solomon	4	52	20	0	D. Ross	11	104	16	2
D. Clark	4	45	17	0	C. Collinsworth	5	107	49	0
E. Cooper	2	15	11	1	I. Curtis	3	42	21	0
M. Wilson	1	22	22	0	S. Kreider	2	36	19	0
C. Young	1	14	14	0	P. Johnson	2	8	5	0
R. Patton	1	6	6	0	C. Alexander	2	3	3	0
B. Ring	1	3	3	0					

	INTERCEPTIONS					INTERCEPTIONS			
49ERS	No	Yds	Lg	TD	BENGALS	No	Yds	Lg	TD
D. Hicks	1	27	27	0	none				
E. Wright	1	25	25	0					

SACKS: S.F. — F. Dean 1, B. Leopold 1, J. Reynolds 1, J. Stuckey 1, K. Turner 1. CIN. — R. Browner 1.

BENGALS IN SUPER BOWL XXIII

San Francisco 20, Bengals 16

Jan. 22, 1989, at Joe Robbie Stadium (Miami, Fla.)

Commissioner Pete Rozelle termed it the most exciting of the first 23 games in Super Bowl history, and the result regained some respect for the AFC, which had lost the last four games by an average of more than 27 points. But the dominant emotion of the day still was heartbreak for coach Sam Wyche's underdog Bengals, who took a 16-13 lead with 3:20 to play on Jim Breech's 40-yard field goal before succumbing to a 92-yard, 11-play TD drive led by San Francisco QB Joe Montana. John Taylor's game-winning 10-yard TD catch came with just 34 seconds remaining. Never before had a Super Bowl been won on a TD so late in the game.

The Bengals played almost the entire game without All-Pro NT Tim Krumrie, who suffered a severe leg fracture early in the first quarter.

The teams were tied 3-3 at halftime, tied again at 6-6 late in the third quarter, and then swapped touchdowns in quick succession. A 93-yard kickoff return by Cincinnati's Stanford Jennings was countered by a four-play San Francisco TD drive. The third of Breech's three field goals gave Cincinnati its third lead of the day before Montana's final heroics saved the day for San Francisco. The victory made San Francisco the first NFC team to win three Super Bowls.

LINEUPS

Cincinnati Bengals

OFFENSE

WR Tim McGee
LT Anthony Munoz
LG Bruce Reimers
C Bruce Kozerski
RG Max Montoya
RT Brian Blados
TE Rodney Holman
WR Eddie Brown
QB Boomer Esiason
RB James Brooks
RB Ickey Woods

DEFENSE

LE Jim Skow
NT Tim Krumrie
RE Jason Buck
LOLB Leon White
LILB Carl Zander
RILB Joe Kelly
ROLB Reggie Williams
LCB Lewis Billups
RCB Eric Thomas
SS David Fulcher
FS Solomon Wilcotts

SUBSTITUTES

Leo Barker, Ed Brady, Jim Breech, Barney Bussey, Cris Collinsworth, Rickey Dixon, David Douglas, Eddie Edwards, David Grant, Ira Hillary, Ray Horton, Stanford Jennings, Lee Johnson, Emanuel King, Marc Logan, Skip McClendon, Carl Parker, Jim Riggs, Jim Rourke, Turk Schonert, Daryl Smith, Dave Smith.

DID NOT PLAY

Mike Norseth.

San Francisco 49ers

OFFENSE

WR John Taylor
LT Steve Wallace
LG Jesse Sapolu
C Randy Cross
RG Guy McIntyre
RT Harris Barton
TE John Frank
WR Jerry Rice
QB Joe Montana
RB Roger Craig
RB Tom Rathman

DEFENSE

LE Larry Roberts
NT Michael Carter
RE Kevin Fagan
LOLB Charles Haley
LILB Jim Fahnhorst
RILB Mike Walter
ROLB Keena Turner
LCB Tim McKeyer
RCB Don Griffin
SS Jeff Fuller
FS Ronnie Lott

SUBSTITUTES

Mike Cofer, Bruce Collie, Greg Cox, Riki Ellison, Terrence Flagler, Terry Greer, Ron Heller, Barry Helton, Tom Holmoe, Pierce Holt, Brent Jones, Sam Kennedy, Pete Kugler, Bubba Paris, Darryl Pollard, Bill Romanowski, Jeff Stover, Daniel Stubbs, Harry Sydney, Chuck Thomas, Mike Wilson, Eric Wright.

DID NOT PLAY

Steve Young.

Cincinnati	0	3	10	3	—	16
San Francisco	3	0	3	14	—	20

TEAM	SCORING PLAY	QTR-LEFT
SF	M.Cofer 41 field goal	1-3:14
CIN	J.Breech 34 field goal	2-1:15
CIN	J.Breech 43 field goal	3-5:39
SF	M.Cofer 32 field goal	3-0:50
CIN	S.Jennings 93 kickoff return (J.Breech kick)	3-0:34
SF	J.Rice 14 pass from J.Montana (M.Cofer kick)	4-14:03
CIN	J.Breech 40 field goal	4-3:20
SF	J.Taylor 10 pass from J.Montana (M.Cofer kick)	4-0:34

Missed FG: M.Cofer (SF) 19 L, 49 R. Attendance: 75,129. Time: 3:24.

CINCINNATI SAN FRANCISCO

First downs	13	23
Total net yards	229	453
Net yards rushing	106	112
Net yards passing	123	341
Sacks against-yards lost	5-21	4-16
Passes-completions-interceptions	25-11-1	36-23-0
Punts-avg. yards	5-44.2	4-37.0
Penalties-yards	7-65	4-32
Fumbles-lost	1-0	4-1
Time of possession	32:36	27:24

RUSHING

BENGALS	Att	Yds	Lg	TD	49ERS	Att	Yds	Lg	TD
I.Woods	20	79	10	0	R.Craig	17	71	13	0
J.Brooks	6	24	11	0	T.Rathman	5	23	11	0
S.Jennings	1	3	3	0	J.Montana	4	13	11	0
B.Esiason	1	0	0	0	J.Rice	1	5	5	0

PASSING

BENGALS	Att	Cmp	Yds	TD	49ERS	Att	Cmp	Yds	TD
B.Esiason	25	11	144	0-1	J.Montana	36	23	357	2-0

RECEIVING

BENGALS	No	Yds	Lg	TD	49ERS	No	Yds	Lg	TD
E.Brown	3	32	17	0	J.Rice	11	215	44	1
C.Collinsworth	3	40	23	0	R.Craig	8	101	40	0
J.Brooks	2	32	20	0	J.Frank	2	15	8	0
T.McGee	2	23	18	0	T.Rathman	1	16	16	0
I.Hillary	1	17	17	0	J.Taylor	1	10	10-1	1

INTERCEPTIONS

BENGALS	No	Yds	Lg	TD	49ERS	No	Yds	Lg	TD
none					B.Romanowski	1	0	0	0

SACKS: S.F. — C.Haley 2, M.Carter 1, K.Fagan 1, D.Stubbs 1. CIN. — J.Buck 1, D.Fulcher 1, D.Grant 1, R.Williams 1.

Anthony Munoz puts Bengals stamp on Pro Football Hall of Fame



Anthony Munoz, an athletically gifted giant who defined the art of playing offensive tackle in the National Football League, is the first primary Bengals player to gain entry to the Pro Football Hall of Fame. Munoz was inducted, along with four other players, on Aug. 1, 1998, at the Hall of Fame in Canton, Ohio.

Munoz chose his son, Michael, as his presenter for the Hall of Fame induction ceremony. Munoz and his wife, DeDe, also have a daughter, Michelle.

1998 was the first year of Hall eligibility for Munoz, whose final NFL season was 1992 with the Bengals. Including the 2004 class, only 25 percent of Hall inductees have had the honor of first-ballot election (57 of 225).

"Anthony's induction was very gratifying to our organization and to all of our fans," said Mike Brown, Bengals president. "It was particularly so because the selectors recognized Anthony as a truly special player and person who deserved election on his first try. During his playing days, no one in the NFL was better. It's justifiable to consider him as the best offensive lineman ever, and he has conducted his personal and family life in a way that is a great credit to the Bengals and the NFL."

Munoz' off-field efforts earned him the NFL's prestigious Man of the Year Award in 1991.

Munoz was a consensus All-American at the University of Southern California, and the Bengals claimed him with the third overall pick in the 1980 draft, despite the fact some teams considered him damaged goods due to past knee surgery. The move turned out as the best draft gamble in franchise history, as Munoz went on to play 13 Bengals seasons (1980-92), including 11 seasons (1981-91) in

which he was chosen for the AFC-NFC Pro Bowl game. At the time of his retirement (1992), that was the most selections of any player in NFL history. He earned All-Pro honors every season from 1981-91.

Munoz played for the Bengals in each of their Super Bowl appearances, as a second-year player in Super Bowl XVI and as a ninth-year veteran in Super Bowl XXIII.

In 1994, he was one of three offensive tackles named to the NFL's official 75th Anniversary Team. He joined his fellow tackles from that 75th Anniversary Team — Forrest Gregg and Roosevelt Brown — in the Hall of Fame.

Munoz' exceptional agility and athleticism is reflected by his entry line in the Bengals' all-time pass receiving statistics. He caught seven passes, playing as a tackle-eligible, and four of those catches were for touchdowns.

In six of his 13 Bengals seasons, Munoz earned at least one major award as NFL Offensive Lineman of the Year. One award citation, issued by NFL Alumni, reads: "The NFL has three levels of offensive linemen. The bottom rung is for players aspiring to make the

Pro Bowl. The next step is for those who have earned all-star status. Then there's Anthony Munoz. He's alone at the top, a sure Hall of Famer."

Though there are Hall of Fame members with some Hispanic ancestry, Munoz is generally considered the first player of primarily Hispanic background to gain entry to the Hall. Munoz was born in Ontario, Calif. His parents also are native Californians, and his grandparents were born in Chihuahua, Mexico.

One other Hall of Fame player, wide receiver Charlie Joiner, has a Bengals connection. But Joiner played the majority of his NFL career with the San Diego Chargers. Paul Brown, founder of the Bengals and the Cleveland Browns, also is in the Hall of Fame, but was inducted before the Bengals' first season.

The other 1998 Hall of Fame inductees were defensive back Paul Krause, wide receiver Tommy McDonald, center Dwight Stephenson and linebacker Mike Singletary.



Photo: Ron R. Smith

WHAT THEY'VE SAID ABOUT ANTHONY MUNOZ

- **Ritter Collett**, *Dayton Daily News* columnist: "Anthony Munoz is one of those rare athletes you wish could go on playing forever. Not just because he may be as fine a tackle as ever played in the NFL. Tackles come and go. Quality human beings who put more back into society than they take out are something else."
- Former Bengals head coach **Forrest Gregg**, recalling a pre-draft workout in 1980: "I was pass-rushing him. I put a couple of moves on him and thought I had him set up. But he just jammed me with that big right paw, and I landed right on my rear. I didn't need any more. Right then, I knew we would take him in the draft if he was available. He apologized for knocking me down, but I said, 'Son, don't worry. It was a great move.'"
- **Jim McNally**, Bengals offensive line coach, 1980-94: "The key word is 'athlete.' In the offensive line, you see a lot of guys who are big and strong and fine players, but they're not great athletes. Anthony is a great athlete."
- **Joe Walter**, Bengals OT, 1985-97: "Anthony played great every Sunday for 13 years. Every Monday, I was in the film room, watching him. It was awesome."

BENGALS FRANCHISE FIRSTS

FIRST HEAD COACH: Paul Brown, who coached the team from 1968 through '75.

FIRST PLAYER: QB John Stofa, who was acquired in December, 1967, from the Miami Dolphins in a trade for two draft choices. Stofa played for the Bengals in 1968 and '69.

FIRST DRAFT CHOICE: Center Bob Johnson, from the University of Tennessee, was the Bengals' No. 1 draft choice in their inaugural season of 1968.

FIRST GAME: Aug. 3, 1968 — a preseason home game against the Kansas City Chiefs at Nippert Stadium. The Chiefs won, 38-14, in front of 21,682 fans.

FIRST REGULAR-SEASON GAME: On Friday night, Sept. 6, 1968, in San Diego, the Bengals began play in the American Football League. They lost to the Chargers, 29-13.

FIRST BENGALS REGULAR-SEASON SCORING PLAY: On the Bengals' first possession of their first regular-season game — Sept. 6, 1968 at San Diego — RB Paul Robinson scored a touchdown on a 2-yard run. Dale Livingston kicked the extra point for a 7-0 Cincinnati lead. The Chargers came back to win, 29-13.

FIRST REGULAR-SEASON VICTORY: On Sunday, Sept. 15, 1968, the Bengals won their home opener, defeating the Denver Broncos, 24-10. A crowd of 25,049 watched at Nippert Stadium.

FIRST PLAYOFF GAME: On Saturday, Dec. 26, 1970, the Bengals lost to the Baltimore Colts, 17-0, at Memorial Stadium in Baltimore in an AFC Divisional Playoff Game. The Bengals reached the playoffs in just the franchise's third season by winning the AFC Central Division title with an 8-6 regular-season record.

FIRST PLAYOFF GAME VICTORY: On Jan. 3, 1982, the Bengals defeated the Buffalo Bills, 28-21, at Riverfront Stadium in Cincinnati in an AFC Divisional Playoff Game. A week later, the Bengals beat San Diego in the AFC Championship Game to earn a trip to Super Bowl XVI.



The Bengals selected Univ. of Tennessee center Bob Johnson with their first choice in the 1968 NFL-AFL draft. Johnson played 12 seasons for the Bengals, from 1968-79.

BENGALS SELECTIONS IN 1968 AFL EXPANSION DRAFT

FROM BOSTON PATRIOTS

Joe Bellino, RB, Navy
Jim Boudreaux, DT, La. Tech
J.D. Garrett, RB, Grambling
*White Graves, DB, Louisiana St.
Ron Hall, DB, Missouri Valley

FROM BUFFALO BILLS

Gary Bugenhagen, T, Syracuse
Bobby Burnett, RB, Arkansas
*Charlie King, DB, Purdue
Bob Schmidt, T, Minnesota
Rich Zecher, DT, Utah St.

FROM DENVER BRONCOS

Cookie Gilchrist, RB, none
Mike Kellogg, RB, Santa Clara
*Pat Matson, G, Oregon
Henry Sorrell, LB, Tenn.-Chatt.
Lonnie Wright, DB, Colorado St.

FROM HOUSTON OILERS

*Dan Brabham, LB, Arkansas
Joe Bob Isbell, G, Houston
*Willie Lee Jones, DE, Kansas St.
Bob Poole, TE, Clemson
*Andy Rice, DT, Texas Southern

FROM KANSAS CITY CHIEFS

Chris Burford, SE, Stanford
*Sherrill Headrick, LB, Tex. Christian
*Bobby Hunt, DB, Auburn
Al Reynolds, G, Tarkio
*Fletcher Smith, DB, Tennessee St.

FROM NEW YORK JETS

Solomon Brannan, DB, Morris Brown
Bill Brown, T, Texas-El Paso
*John Matlock, C, Miami (Fla.)
*Pete Perreault, G, Boston U.
Jim Waskiewicz, C/LB, Wichita St.

FROM OAKLAND RAIDERS

*Dan Archer, T, Oregon
*Estes Banks, RB, Colorado
Nate Johns, RB, San Diego St.
*Rod Sherman, FL, Southern Cal.
Richard Sligh, DT, N. Car. Central

FROM SAN DIEGO CHARGERS

*Frank Buncom, LB, Southern Cal.
*Jim Griffin, DE, Grambling
Frank Marsh, RB, Oregon St.
Dick Van Raaphorst, PK, Ohio St.

*Made Bengals All-Time Roster

BENGALS UNIFORMS — THEN & NOW

1968-79 — THE ORIGINAL

The original Bengals uniform pictured here debuted when the team began play in the modern-era American Football League in 1968, and it defined the team's appearance well beyond the AFL's merger with the National Football League in 1970. Except for its socks and shoes, this uniform remained unchanged for 12 seasons through 1979.

The helmet was orange with a gray facemask. Simple in design, it had "Bengals" arched across both sides in black letters. The letters were black with a thin white outline.

This original uniform had both a black jersey and a white jersey. The black jersey had one orange stripe surrounded by two white stripes on each sleeve. Its uniform numbers were white block numerals, appearing on both the front and back. Likewise, its nameplate had white block letters. The white jersey had an orange stripe surrounded by black stripes on each sleeve, its uniform numbers were black block numerals on the front and back, and it had black block letters on the nameplate.

The team wore the same white pants with both the black and white jerseys of this uniform. The pants had one orange stripe surrounded by two black stripes on the side of each leg. The stripes ran the full length of the legs.

For its first seven seasons, the team wore two sock designs, based on whether it was wearing a black or a white jersey. With black jerseys, the team wore black-topped socks — white socks with a black top from the rim to the bottom of the calf. In the middle of the black top appeared one orange stripe surrounded by two white stripes, matching the striping pattern on the black jersey's sleeves. With white jerseys, the team wore white socks with mid-calf striping that matched the pants and the white jersey's sleeves — one orange stripe surrounded by two black stripes.

The team wore the socks pictured here through 1974. In 1975, the team began wearing only one sock design, regardless of whether it was wearing a black or a white jersey. That sock, pictured with the 1980 uniform illustration on the following page, was white, and at its mid-calf had one black stripe surrounded by two orange stripes.

The team primarily wore black shoes through 1973, and white shoes in 1974 and thereafter.

Interesting facts from this uniform era:

• **Black shoes were in — then out of — style, and now they're back again:** During this time period, neither the AFL nor the NFL had rules requiring players on the same teams to wear shoes of the same color. In the franchise's first six seasons through 1973, most Bengals players chose to wear black shoes. In 1974, the team's dominant shoe color shifted to white. Not until 1990 did the NFL begin to regulate shoe colors. To help standardize uniforms, the league required each team to select a primary shoe color. The Bengals chose white, since that was still the players' color of choice at the time. The white shoes continued to remain in place through 2003. At the players' request, the team switched back to black shoes with its 2004 uniform redesign.

• **Incorrect stripes were placed on cold-weather jersey:** For the entire run of this uniform, the stripes on the sleeves of the official Bengals jersey were slightly separated, while the stripes on the sides of the legs and around the calves of the socks were joined together. However, in wintry conditions throughout this time period, the team often wore special cold-weather versions of its jersey that had long sleeves extending to mid-forearm. Due to an oversight in the

1968-79



(continued)

designing process at the manufacturer, the stripes on the cold-weather jersey were joined, just like the striping on the pants and the socks. The discrepancy was never corrected. The cold-weather jersey was worn as needed through the late-1970s. When the uniform was changed in 1980 — and again in '81 — the team chose not to create another cold-weather jersey. In wintry conditions from that point on, players instead wore jerseys with normal-length sleeves on top of long-sleeve undershirts.

1980 — THE CHANGE BEFORE THE CHANGE

While the overall original appearance remained intact, the Bengals' uniform underwent three alterations in 1980 to constitute a subtle — yet noticeable — uniform change.

On the helmet, the team switched facemask colors from gray to black and added black uniform numbers on the back.

1980



On the jersey, the team added uniform numbers to the sides of the sleeves, just above the existing stripes. And on the pants, the orange stripe was widened to about twice its original thickness, though the width of the surrounding black stripes remained the same.

The socks pictured here — white, with one black stripe surrounded by two orange stripes at its mid-calf — had actually been the team's lone sock design since 1975.

Interesting facts from this uniform era:

• **Television changed football, including the uniforms:** The popularity of professional football grew immensely from the 1960s through the '80s, and much of the NFL's progress throughout that era was attributed to significant television exposure. Television changed the game in many ways, both substantially and minutely. When the Bengals added uniform numbers to the sides of their jersey sleeves in 1980, they were following a slow, evolving uniform design trend that started in the mid-1960s as a result of the league's desire to become more viewer-friendly on television. In fact, uniform numbers that were added to sleeves or shoulders were referred to as "TV numbers," since their placement was intended to aid broadcast announcers and viewers in quickly identifying players from various camera angles. The league did not have a rule requiring teams to place TV numbers on uniforms until 1991, though by that time nearly all uniforms already had them. Also in 1980,

the Bengals added uniform numbers to the team's helmet. Those numbers, however, were affixed for the purpose of quickly identifying which player a helmet belonged to if it was taken off and set down during a game. There still is no league rule requiring teams to place uniform numbers on helmets.

• **The new pants were official in 1980, but debuted in '79:** While the Bengals did not officially add the pants with the widened orange stripe to their uniform until 1980, that design actually appeared on a limited trial basis in 1979. The 1979 trials were not team-wide, with only a few players wearing the new design during select games that season.

(continued)

1981-96 — THE STRIPES

In 1981, the Bengals introduced a bold new uniform which was dramatically different than the relatively conservative designs the team had used since 1968.

Perhaps the most eye-catching distinction of the complete makeover was the team's new helmet. The helmet remained orange and retained its black facemask, but replacing the block-letter "Bengals" logotype were the team's new signature tiger stripes. Six black tiger stripes were placed on the helmet, extending from one side to the other.

Paul Brown, the team's founder who then held the title of Vice President and General Manager, said the team wanted a helmet that would be instantly identifiable with the Cincinnati franchise, something akin to the Baltimore Colts' horseshoe helmet and the San Diego Chargers' lightning bolt helmet.

"You couldn't read 'Bengals' on our helmet from a distance," Brown said at the time. "When you were far away, it looked like Cleveland's helmet."

The black jersey, the white jersey and the white pants of the new uniform featured a black tiger-stripe pattern on top of a wide orange stripe. On the jerseys, the pattern appeared on the shoulders. On the pants, it extended straight down the full length of each leg.

In addition, the uniform numbers on the front and back, as well as those on sides of the sleeves, were given orange outlines. The letters on the players' nameplates, however, remained solid color — white on the black jersey, and black on the white jersey — and were not given outlines.

The new uniform was assigned orange-topped socks — white socks with an orange top from the rim to the bottom of the calf. The team's primary shoe color remained white.

Interesting facts from this uniform era:

• **Sleeves became shorter over time:** From when the Bengals began play in 1968 through the mid-'80s, the length of the sleeves on the team's official jerseys were somewhat long by today's standards, reaching to just above the elbow. In 1987, sleeves began to be shortened to the current-day length, reaching only to mid-biceps. By 1991, all of the team's jerseys were made with the shorter sleeves, and the original elbow-length sleeves were never produced again.

• **NFL marks were added in 1991:** Not pictured here, small NFL shield logos were added to the Bengals' helmets, jerseys and pants in 1991. All NFL teams added the logos as part of a minor league-wide alteration. On the helmets, the shields appeared in the rear left area. On the jerseys, it appeared on the front center of the collar. And on the pants, it was placed on the front left area just below the waist. In 2002, the NFL Equipment logo replaced the shield logos on the jerseys and the pants, though the shield remained on the helmet. Though they are not included on these 1981-96 uniform illustrations, the shield and equipment logos are incorporated into the 1997-2003 and '03-present illustrations on the following two pages, respectively.

1981-96



(continued)

1997-2003 — THE UPDATED STRIPES

In 1997, the Bengals introduced alterations to their uniform which were termed “evolutionary, not revolutionary.” While the helmet remained unchanged and the general look of the uniform remained intact, several modifications were made on the jerseys, pants and socks.

Perhaps the most notable of the changes was the addition of the team's new leaping tiger logo on the sleeves of the jersey. Because the new logo was placed where uniform numbers previously had been, the numbers on the sleeves were moved to the tops of the shoulders.

Also on the jersey, the black tiger-stripe patterns on the shoulders were simplified with wider stripes. The white jersey was altered further to include black trim on the sleeves and collar. And the letters on the nameplates of both the black jersey and white jersey were given orange outlines to match the jersey numbers, which had been given orange outlines in the uniform's 1981 redesign.

On the pants, the black tiger-stripe patterns on the sides of the legs were simplified with wider stripes to match the new jersey stripes. And, the orange-topped socks the team had been wearing since 1981 were replaced by black-topped socks.

Interesting facts from this uniform era:

- **Another not so noticeable change was made in 1997:** There was another alteration made with this Bengals uniform change — not in design, but in makeup.

All of the jersey numbers and the letters of the nameplates were converted from printed images to stitched fabric. The stitched fabric process — called “tackle twill” — produced more vivid colors, and the result was much more durable. With the nameplate letters and the jersey numerals altered to tackle twill, the black tiger-stripe pattern on the shoulders and pants were the only remaining printed items. The tiger stripes were not changed because the additional stitching required for tackle twill would have significantly reduced the elasticity of the ends of the shoulders and the sides of the pants. And, since those were considered high-stretch areas, the print process remained the better choice for the tiger stripes.

• **Incorrect stripes were placed on 1999 pants:** Two years after the Bengals made the 1997 alterations, a new manufacturer of the uniforms mistakenly produced pants with the previous tiger-stripe pattern that was used from 1981-96. The discrepancy was considered minor, since most of the 1997 alterations had occurred on the jersey. In fact, the mistake wasn't even noticed until after the 1999 season had started. Thus, the team wore the incorrectly-striped pants for the rest of the season, and the error was corrected for the following year.

1997-2003



NOTE: These black pants were worn in two games in 2003 only (see 2004-present interesting fact on the following page).

(continued)

2004/PRESENT — THE NEW STRIPES

For the first time in 23 years and just the second time in team history, the Bengals' uniform underwent a complete redesign in 2004.

The team's signature tiger-striped helmet, widely considered among the most distinctive in football since its introduction in 1981, was not altered. The changes to the rest of the new uniform, however, were numerous.

The most noticeable differences from the previous design were the additions of a third jersey, a second pant and a second sock. To supplement its regular black and white jerseys, the team added a special-occasion orange jersey which could be worn in up to two games per year. Black pants were added to the lineup, marking the first time in team history that pants of a color other than white were officially part of the team's uniform. And, the orange-topped sock — worn in the 1981-96 uniform era — returned to the lineup as a mix-and-match option, joining the black-topped sock introduced in '97.

All three jerseys displayed a new tiger-stripe pattern on the shoulders. The black jersey featured orange sleeves, and orange trim on the sleeves and collar. The white and orange jerseys had black sleeves, with black sleeve and collar trim. The sleeves of all three jerseys were given white undersides. On

the black and orange jerseys, the white undersides on the sleeves continued as wide stripes down the sides.

Modern, more rounded numerals replaced the block-letter uniform numbers that had adorned Bengals jerseys of the past, and the orange outline on the new numbers was given a shadow effect. In addition, the leaping tiger logo was removed from the sleeve, while the team's new striped "B" logo was placed in the center of the chest area, just below the neckline.

Both pants featured a new tiger-stripe pattern on the sides of the legs. However, unlike the old stripes, the new stripes curved slightly forward to a point just above the knees.

Lastly, the team chose to revert its shoe color from white to black, which had been the primary shoe color from 1968-73.

Interesting fact from this uniform era:

• **2004 black pants were the first to be official, but not the first to be worn:** The Bengals' uniform officially included black pants for the first time in team history in 2004. However, 2004 did not mark the first time the team had worn black pants in a game. A year before, in 2003, the team was granted by the NFL the option to use black pants in two games as part of the redesign process that resulted in the new 2004 uniform. The team exercised that option, wearing black pants on a temporary trial basis for both their 2003 regular-season opener and finale. Those 2003 black pants, however, possessed the team's older tiger-stripe pattern of that era (see 1997-2003 illustrations on previous page), and were never worn again. The black pants that were permanently added to the lineup in 2004 were updated with the new tiger-stripe pattern.

2004



BENGALS LOGOS — THEN & NOW

1967-69 — RUNNING TIGER



The Cincinnati Bengals franchise was founded in 1967, a year before it began play in the modern-era American Football League. For its first logo, the team chose a caricature of a tiger, running with a football under its right arm. Flying off the tiger's head was a white helmet with another tiger's head painted on its side.

The team used this logo while they were members of the AFL through the 1969 season, though the logo never appeared on the team's uniform.

1970-80 — BLOCK-LETTERED HELMET

When the AFL merged with the NFL in 1970 — the same year the Bengals began play in the new Riverfront Stadium (later renamed Cinergy Field) — the team's logo shifted from the running tiger to a representation of the helmet the players had been wearing since the team began play in 1968.

The helmet representation, which like the real helmet was orange with "Bengals" arched across both sides in block letters, remained the team's logo through the 1980 season. The helmet logo, however, used much larger letters for "Bengals" than what actually appeared on the real helmets.



1981-96 — STRIPED HELMET



Prior to the Bengals' 1981 season — the season of their first Super Bowl appearance — the team introduced a bold new uniform that featured a distinctive, eye-catching new helmet that was orange with six black tiger stripes extending from one side to the other. With the uniform redesign, the team's logo changed from a representation of the block-lettered helmet to a representation of the new striped helmet.

When it was first introduced, the striped helmet logo was a two-dimensional side view with a two-barred face mask. By the end of the 1980s, the logo evolved into the image pictured here — a three-dimensional angled view with a multi-barred face mask. As a result of the angled view, only five of the six stripes are visible in this striped helmet logo.

1997-2003 — LEAPING TIGER

In 1997, the Bengals made subtle alterations to their uniforms. With the alterations, the team unveiled a new logo of a leaping tiger which adorned the sleeves of the uniform's new jersey. That new leaping tiger replaced the striped helmet as the team's primary logo.

The leaping tiger logo, pictured here with the team's logotype of that era, was an illustration of an aggressive-looking orange tiger with black stripes that matched those on the team's helmet and white facial accents. The leaping tiger's head by itself was the team's secondary logo. In addition, the striped helmet logo also was still commonly used.



2004/PRESENT — STRIPED "B"



The Bengals' uniform underwent a complete redesign in 2004. As part of the change, the team introduced a new striped "B" logo and created a new team font. Simple in design, the logo was the new font's letter B, colored orange with three black tiger stripes.

The striped B was placed in the center of the team's new jersey, just below the neckline, while the Bengals font was used to create the team's new logotype. The striped B replaced the leaping tiger as the team's primary mark, though the leaping tiger and the leaping tiger's head were kept as secondary marks and are still used frequently.

1968 FINAL STATISTICS (3-11-0)

PASSING	Att	Cmp	Yds	Cmp %	Yds/Att	TD	TD	Int	Int %	Sack-Lost	Rat
Stola	177	85	896	48.0	5.06	5	2.8	5	2.8	60	60.8
Warren	80	47	506	58.8	6.33	1	1.3	4	5.0	451	60.7
Wyche	55	35	494	63.6	8.98	2	3.6	2	3.6	801	89.5
Keeling	1	0	0	0.0	0.00	0	0.0	0	0.0	—	39.6
Bengals	313	167	1896	53.4	6.06	8	2.6	11	3.5	801	38-277
Opponents	411	212	2903	51.6	7.06	25	6.1	10	2.4	58	65.7

PUNT RETURNS	Ret	FC	Yds	Avg	Lg	TD
E. Johnson	22	2	111	5.0	45	
Phillips	2	1	16	8.0	11	
Spiller	2	4	51	25.5	40	
Williams	2	0	14	7.0	13	
King	1	0	3	3.0	3	
Robinson	1	0	1	1.0	1	
Bengals	30	7	196	6.5	45	0
Opponents	41	-	252	6.1	-	-

LIVINGSTON

1969 FINAL STATISTICS (4-9-1)

Head Coach: Paul Brown

Date	W/L	Score	Opponent	Att
Sept. 14	W	27-21	Miami	25,335
Sept. 21	W	34-20	San Diego	26,243
Sept. 28	W	24-19	Kansas City	27,812
Oct. 4	L	14-21	at San Diego	52,748
Oct. 12	L	7-21	N.Y. Jets	27,927
Oct. 19	L	23-30	Denver	27,920
Oct. 26	L	22-42	at Kansas City	50,934
Nov. 2	W	31-17	Oakland	27,927
Nov. 9	T	31-31	at Houston	45,298
Nov. 16	L	14-25	Boston	25,913
Nov. 23	L	7-40	at N.Y. Jets	62,128
Nov. 30	L	13-16	at Buffalo	35,122
Dec. 7	L	17-37	at Oakland	54,427
Dec. 14	L	16-27	at Denver	42,198

TEAM STATISTICS	Bengals	Opponents
TOTAL FIRST DOWNS	172	278
Rushing	66	135
Passing	95	130
Penalty	11	13
TOTAL NET YARDS	3868	5337
Avg. Per Game	276.3	381.2
Total Plays	728	935
Avg. Per Play	5.3	5.7
NET YARDS RUSHING	1523	2651
Avg. Per Game	108.8	189.4
Total Rushes	363	523
NET YARDS PASSING	2345	2686
Avg. Per Game	167.5	191.9
Sacked-Yards Lost	57-375	16-180
Gross Yards	2720	2866
Att.-Completions	308-163	396-205
Completion Pct.	52.9	51.8
Had Intercepted	15	21
PUNTS-AVG.	85-38.8	55-41.4
PENALTIES-YARDS	50-556	72-824
FUMBLES-BALL LOST	30-25	19-16
TOUCHDOWNS	33	42
Rushing	10	13
Passing	22	24
Returns	1	5

Score by Periods	1	2	3	4	Tot
Bengals	48	92	72	68	280
Opponents	78	130	68	91	367

SCORING	TD	Ru	Rc	Rt	K-PAT	FG	S	TP
Muhlmann	0	0	0	0	32-33	16-24	0	80
Trumpy	9	0	9	0	-	-	0	54
Crabtree	7	0	7	0	-	-	0	42
Robinson	4	4	0	0	-	-	0	24
Thomas	4	1	3	0	-	-	0	24
Phillips	3	3	0	0	-	-	0	18
Myers	2	0	2	0	-	-	0	12
Cook	1	1	0	0	-	-	0	6
Coslet	1	0	1	0	-	-	0	6
Gunner	1	0	0	1	-	-	0	6
Wyche	1	1	0	0	-	-	0	6
TEAM	0	0	0	0	-	-	1	2

Bengals	33	10	22	1	32-33	16-24	1	280
Opponents	42	13	24	5	41-42	24-46	1	367

Two-point conversions: None. Bengals 0-0; Opponents 0-0.

PASSING	Att	Cmp	Yds	Cmp %	Yds/Att	TD	Int	Int %	Lg	Sack-Lost	Rat	
Cook	197	106	1854	53.8	9.41	15	7.6	11	5.6	781	29-195	88.3
Wyche	108	54	838	50.0	7.76	7	6.5	4	3.7	801	28-180	82.3
Livingston	2	2	15	100.0	7.50	0	0.0	0	0.0	17	0-0	97.9
Gehrke	1	1	13	100.0	13.00	0	0.0	0	0.0	13	0-0	118.8
Bengals	308	163	2720	52.9	8.83	22	7.1	15	4.9	801	57-375	86.5
Opponents	396	205	2866	51.8	7.24	24	6.1	21	5.3	71	16-180	73.5

USUAL STARTERS

OFFENSE	DEFENSE
WR Eric Crabtree	LE Royce Berry
LT Ernie Wright	LDT Andy Rice
LG Ernie Park	RDT Bill Staley
C Bob Johnson	RE Steve Chomyszak
RG Pat Matson	LLB Al Beauchamp
Guy Dennis	MLB Bill Bergery
RT Howard Fest	RLB Bill Peterson
TE Bob Trumpy	LCB Fletcher Smith
WR Speedy Thomas	RCB Ken Riley
QB Greg Cook	LS Al Coleman
RB Paul Robinson	RS Bobby Hunt
RB Jess Phillips	

KICKOFF RETURNS	No	Yds	Avg	Lg	TD
E. Johnson	16	362	22.6	51	0
Riley	14	334	23.9	40	0
Guillory	8	170	21.3	28	0
Robinson	5	168	33.6	74	0
Lamb	5	64	12.8	19	0
Phillips	3	52	17.3	29	0
Turner	3	15	5.0	13	0
Gunner	1	0	0.0	0	0
Bengals	55	1165	21.2	74	0
Opponents	39	1065	27.3	105t	1

FIELD GOALS	1-19	20-29	30-39	40-49	50+
Muhlmann	6-6	5-5	3-4	1-3	1-6
Bengals	6-6	5-5	3-4	1-3	1-6

FIELD GOAL ATTEMPTS BY GAME:
Muhlmann: (21G, 21G) (17G, 59B, 50N, 23G) (38G) (50B) (51N, 47N) (10G) (35G, 27G) (16G, 37N) (18G) (55N) (-) (16G, 45N, 26G) (50G) (30G, 14G, 43G).

PUNTING	No	Yds	Avg	TB	Lg	B
Livingston	70	2769	39.6	5	55	1
Swanson	12	459	38.3	1	55	0
Muhlmann	2	38	19.0	0	38	1
Lamb	1	29	29.0	0	29	0
Bengals	85	3295	38.8	6	55	2
Opponents	55	2275	41.4	-	57	-

*Lateral

PUNT RETURNS	Ret	FC	Yds	Avg	Lg	TD
E. Johnson	17	6	85	5.0	17	0
Thomas	4	3	15	3.8	12	0
Coleman	1	0	0	0.0	0	0
Guillory	1	0	0	0.0	0	0
King	0	0	*35	-	35	0
Gehrke	0	1	0	-	0	0
Bengals	23	10	135	5.9	35	0
Opponents	39	-	297	7.6	-	0

1970 FINAL STATISTICS (8-6-0)

Head Coach: Paul Brown

Date	W/L	Score	Opponent	Att
Sept. 20	W	31-21	Oakland	56,616
Sept. 27	L	3-38	at Detroit	58,202
Oct. 4	L	13-20	Houston	55,094
Oct. 11	L	27-30	at Cleveland	83,520
Oct. 18	L	19-27	Kansas City	57,265
Oct. 25	L	0-20	at Washington	50,415
Nov. 2	L	10-21	at Pittsburgh	38,968
Nov. 8	W	43-14	at Buffalo	43,587
Nov. 15	W	14-10	Cleveland	60,007
Nov. 22	W	34-7	Pittsburgh	59,276
Nov. 29	W	26-6	New Orleans	59,342
Dec. 6	W	17-14	at San Diego	41,461
Dec. 13	W	30-20	at Houston	34,435
Dec. 20	W	45-7	Boston	60,157

TEAM STATISTICS	Bengals	Opponents
TOTAL FIRST DOWNS	210	236
Rushing	100	87
Passing	97	131
Penalty	13	18
TOTAL NET YARDS	3927	4178
Avg. Per Game	280.5	298.4
Total Plays	831	874
Avg. Per Play	4.7	4.8
NET YARDS RUSHING	2057	1543
Avg. Per Game	146.9	110.2
Total Rushes	461	418
NET YARDS PASSING	1870	2635
Avg. Per Game	133.6	188.2
Sacked-Yards Lost	31-227	28-250
Gross Yards	2097	2885
Att.-Completions	339-172	428-209
Completion Pct.	50.7	48.8
Had Intercepted	11	23
PUNTS-AVG.	79-46.2	80-43.8
PENALTIES-YARDS	71-831	81-784
FUMBLES-BALL LOST	22-12	28-16
TOUCHDOWNS	34	31
Rushing	16	11
Passing	12	18
Returns	6	2

Score by Periods	1	2	3	4	Tot
Bengals	56	111	85	60	312
Opponents	49	82	52	72	255

SCORING	TD-Ru	Rc	Rt	PAT	FG	S	TP
Muhlmann	0	0	0	0	33-33	25-37	0 108
Robinson	7	6	1	0	-	-	0 42
Phillips	5	4	1	0	-	-	0 30
E. Johnson	4	2	2	0	-	-	0 24
Parrish	3	0	0	3	-	-	0 18
Berry	2	0	0	2	-	-	0 12
Carter	2	2	0	0	-	-	0 12
Crabtree	2	0	2	0	-	-	0 12
Thomas	2	0	2	0	-	-	0 12
Trumpy	2	0	2	0	-	-	0 12
Wyche	2	2	0	0	-	-	0 12
Beauchamp	1	0	0	1	-	-	0 6
Coslet	1	0	1	0	-	-	0 6
Myers	1	0	1	0	-	-	0 6
Bengals	34	16	12	6	33-34	25-37	0 312
Opponents	31	11	18	2	31-31	12-24	1 255

RUSHING	No	Yds	Avg	Lg	TD
Phillips	163	648	4.0	761	4
Robinson	149	622	4.2	261	6
E. Johnson	65	273	4.2	26	2
Carter	34	246	7.2	73	2
Wyche	19	118	6.2	23	2
Dressler	18	77	4.3	17	0
Lamb	6	35	5.8	16	0
Crabtree	3	23	7.7	16	0
Lewis	2	8	4.0	7	0
Thomas	2	7	3.5	13	0
Bengals	461	2057	4.5	761	16
Opponents	418	1543	3.7	36	11

RECEIVING	No	Yds	Avg	Lg	TD
Myers	32	542	16.9	561	1
Phillips	31	124	4.0	17	1
Trumpy	29	480	16.6	531	2
Thomas	21	257	12.2	27	2
Crabtree	19	231	12.2	29	2
Robinson	17	175	10.3	27	1
E. Johnson	15	190	12.7	511	2
Coslet	8	98	12.3	24	1
Bengals	172	2097	12.2	561	12
Opponents	209	2885	13.8	871	18

INTERCEPTIONS	No	Yds	Avg	Lg	TD
Parrish	5	28	5.6	19	0
Riley	4	17	4.3	14	0
Dyer	3	45	15.0	22	0
Bergey	3	35	11.7	26	0
Graham	3	31	10.3	31	0
Smith	3	17	5.7	17	0
Avery	1	5	5.0	5	0
Beauchamp	1	2	2.0	2	0
Bengals	23	180	7.8	31	0
Opponents	11	150	13.6	37	0

PUNTING	No	Yds	Avg	TB	Lg	B
Lewis	79	3651	46.2	9	63	0
Bengals	79	3651	46.2	9	63	0
Opponents	80	3505	43.8	-	61	-

PUNT RETURNS	Ret	FC	Yds	Avg	Lg	TD
Parrish	23	15	194	8.4	791	1
E. Johnson	7	1	72	10.3	36	0
Thomas	4	10	20	5.0	11	0
Graham	1	2	41	41.0	41	0
Robinson	1	0	0	0.0	0	0
Smith	1	0	0	0.0	0	0
Bengals	37	28	327	8.8	791	1
Opponents	48	11	392	8.2	631	2

KICKOFF RETURNS	No	Yds	Avg	Lg	TD
Parrish	16	482	30.1	951	1
Robinson	14	363	25.9	36	0
E. Johnson	3	68	22.7	31	0
Dressler	4	48	12.0	22	0
Lamb	2	41	20.5	21	0
Bengals	39	1002	25.7	951	1
Opponents	33	774	23.5	51	0

USUAL STARTERS

OFFENSE	DEFENSE
WR Eric Crabtree	LE Royce Berry
Chip Myers	LDT Mike Reid
LT Ernie Wright	RDT Steve Chomyszak
LG Rufus Mayes	RE Ron Carpenter
C Bob Johnson	LLB Al Beauchamp
RG Pat Matson	MLB Bill Bergey
RT Mike Wilson	RLB Ken Avery
TE Bob Trumpy	LCB Lemar Parrish
WR Speedy Thomas	RCB Ken Riley
QB Virgil Carter	LS Fletcher Smith
RB Paul Robinson	RS Ken Dyer
RB Jess Phillips	Al Coleman

FIELD GOALS	1-19	20-29	30-39	40-49	50+
Muhlmann	4-4	5-7	9-11	3-9	4-6
Bengals	4-4	5-7	9-11	3-9	4-6

FIELD GOAL ATTEMPTS BY GAME:	
Muhlmann: (43N, 38G, 51N) (35G) (51G, 36G, 23B) (23G, 39N, 50G) (35N, 42G, 22N, 47N, 50G) (52N) (43G, 47N) (36G, 43G, 22G, 30G, 13G) (-) (13G, 17G) (11G, 35G, 34G, 22G, 49N) (45N, 40B, 53G) (25G, 30G, 25G) (37G).	

PASSING	Att	Cmp	Yds	Cmp %	Yds/Att	TD	Int	Int %	Lg	Sack-Lost	Rat	
Carter	278	143	1647	51.4	5.92	9	3.2	9	3.2	561	21-154	66.9
Wyche	57	26	411	45.6	7.21	3	5.3	2	3.5	511	10-73	73.1
Lewis	4	3	39	75.0	9.75	0	0.0	0	0.0	18	0-0	105.2
Bengals	339	172	2097	50.7	6.19	12	3.5	11	3.2	561	31-227	68.4
Opponents	428	209	2885	48.8	6.74	18	4.2	23	5.4	871	28-250	62.5

1970 SEASON PLAYOFF STATISTICS (0-1)

Date W/L Score Opponent Att
Dec. 26* L 0-17 at Baltimore 51,127
*AFC Divisional Playoff

TEAM STATISTICS	Bengals	Opponent
TOTAL FIRST DOWNS	7	15
Rushing	2	12
Passing	5	3
Penalty	0	0
3rd Down: Made-Att.	3-14	6-14
3rd Down Pct.	21.4	42.9
4th Down: Made-Att.	0-1	0-0
4th Down Pct.	0.0	—
POSSESSION AVG.	NA	NA
TOTAL NET YARDS	139	299
Avg. Per Game	139.0	299.0
Total Plays	46	66
Avg. Per Play	3.0	4.5
NET YARDS RUSHING	63	170
Avg. Per Game	63.0	170.0
Total Rushes	22	47
NET YARDS PASSING	76	129
Avg. Per Game	76.0	129.0
Sacked-Yards Lost	3-17	2-16
Gross Yards	93	145
Att.-Completions	21-8	17-6
Completion Pct.	38.1	35.3
Had Intercepted	1	0
PUNTS-AVG.	8-39.1	6-38.3
Net Punting Avg.	35.6	37.3
PENALTIES-YARDS	1-5	6-63
FUMBLES-BALLS LOST	1-0	0-0
TOUCHDOWNS	0	2
Rushing	0	0
Passing	0	2
Returns	0	0

Score by Periods	1	2	3	4	OT	Tot
Bengals	0	0	0	0	—	0
Opponent	7	3	0	7	—	17

SCORING	TD	Ru	Rc	Rt	PAT	FG	S	TP
(None)								
Bengals	0	0	0	0	0-0	0-0	0	0
Opponent	2	0	2	0	2-2	1-3	0	17

RUSHING	No	Yds	Avg	Lg	TD
Robinson	5	25	5.0	9	0
Carter	2	16	8.0	9	0
Phillips	10	12	1.2	4	0
Lewis	3	10	3.3	9	0
E. Johnson	2	0	0.0	3	0
Bengals	22	63	2.9	9	0
Opponent	47	170	3.6	17	0

RECEIVING	No	Yds	Avg	Lg	TD
Myers	4	66	16.5	29	0
Phillips	2	12	6.0	6	0
Thomas	1	9	9.0	9	0
E. Johnson	1	6	6.0	6	0
Bengals	8	93	11.6	29	0
Opponent	6	145	24.2	53t	2

INTERCEPTIONS	No	Yds	Avg	Lg	TD
(None)					
Bengals	0	0	—	—	0
Opponent	1	0	0.0	0	0

PUNTING	No	Yds	Avg	Net	TB	In20	Lg	B
Lewis	8	313	39.1	35.6	0	1	53	0
Bengals	8	313	39.1	35.6	0	1	53	0
Opponent	6	230	38.3	37.3	0	0	45	0

PUNT RETURNS	Ret	FC	Yds	Avg	Lg	TD
Parrish	2	1	6	3.0	3	0
Thomas	0	2	0	—	—	0
Bengals	2	3	6	3.0	3	0
Opponent	7	0	28	4.0	10	0

KICKOFF RETURNS	No	Yds	Avg	Lg	TD
Robinson	2	29	14.5	24	0
Lamb	1	17	17.0	17	0
Bengals	3	46	15.3	24	0
Opponent	1	0	0.0	0	0

FIELD GOALS	1-19	20-29	30-39	40-49	50+
Muhlmann	0-0	0-0	0-0	0-0	0-1
Bengals	0-0	0-0	0-0	0-0	0-1
Opponent	0-0	0-0	0-0	1-2	0-1

FIELD GOAL ATTEMPTS:
Muhlmann: (50B).
Opponent: (50B, 44G, 44N).

DEFENSE/SPECIAL TEAMS/MISC. DEF.*	Player	ST	AT	TT	Sks	Yds	PD	FF	Yds
Bergey	7	7	14	0-0	0	NA	0-0		
Chomyszak	5	6	11	1-8	1	NA	0-0		
Avery	5	4	9	0-0	0	NA	0-0		
Beauchamp	6	2	8	0-0	0	NA	0-0		
Berry	4	4	8	1-8	1	NA	0-0		
Dyer	3	5	8	0-0	0	NA	0-0		
Reid	6	1	7	0-0	0	NA	0-0		
Carpenter	4	2	6	0-0	0	NA	0-0		
Parrish	4	0	4	0-0	1	NA	0-0		
Smith	3	0	3	0-0	0	NA	0-0		
Roman	2	1	3	0-0	0	NA	0-0		
Baccaglio	2	0	2	0-0	0	NA	0-0		
Lamb	1	1	2	0-0	0	NA	0-0		
Guillory	1	0	1	0-0	0	NA	0-0		
E. Johnson	1	0	1	0-0	0	NA	0-0		
Peterson	1	0	1	0-0	0	NA	0-0		
Riley	0	1	1	0-0	2	NA	0-0		

Blocked kicks: Bergey (1 blocked FG).

*Press box statistics

				Cmp	Yds/	TD		Int		Sack-		
PASSING	Att	Cmp	Yds	%	Att	TD	Int	%	Lg	Lost	Rat	
Carter	20	7	64	35.0	3.20	0	0.0	1	5.0	16	3-17	23.8
Wyche	1	1	29	100.0	29.00	0	0.0	0	0.0	29	0-0	118.8
Bengals	21	8	93	38.1	4.43	0	0.0	1	4.8	29	3-17	32.4
Opponent	17	6	145	35.3	8.53	2	11.8	0	0.0	53	2-16	106.3

1971 FINAL STATISTICS (4-10-0)

Head Coach: Paul Brown

Date	W/L	Score	Opponent	Att
Sept. 19	W	37-14	Philadelphia	55,880
Sept. 26	L	10-21	at Pittsburgh	48,448
Oct. 3	L	17-20	at Green Bay	55,263
Oct. 10	L	13-23	Miami	60,099
Oct. 17	L	24-27	Cleveland	60,284
Oct. 24	L	27-31	at Oakland	54,699
Oct. 31	L	6-10	at Houston	37,947
Nov. 7	L	6-9	Atlanta	59,604
Nov. 14	W	24-10	at Denver	51,200
Nov. 21	W	28-13	Houston	59,390
Nov. 28	W	31-0	San Diego	59,580
Dec. 5	L	27-31	at Cleveland	82,705
Dec. 12	L	13-21	Pittsburgh	60,022
Dec. 19	L	21-35	at N.Y. Jets	63,151

TEAM STATISTICS	Bengals	Opponents
TOTAL FIRST DOWNS	236	213
Rushing	109	93
Passing	115	102
Penalty	12	18
TOTAL NET YARDS	4266	3906
Avg. Per Game	304.7	279.0
Total Plays	867	811
Avg. Per Play	4.9	4.8
NET YARDS RUSHING	2142	1778
Avg. Per Game	153.0	127.0
Total Rushes	462	446
NET YARDS PASSING	2124	2128
Avg. Per Game	151.7	152.0
Sacked-Yards Lost	40-303	30-254
Gross Yards	2427	2382
Att.-Completions	365-214	335-157
Completion Pct.	58.6	46.9
Had Intercepted	11	27
PUNTS-AVG.	73-44.7	73-40.9
PENALTIES-YARDS	82-921	72-722
FUMBLES-BALL LOST	29-12	21-12
TOUCHDOWNS	32	32
Rushing	14	11
Passing	15	19
Returns	3	2

Score by Periods	1	2	3	4	Tot
Bengals	58	64	91	71	284
Opponents	44	71	48	102	265

SCORING	TD	Ru	Rc	Rt	PAT	FG	S	TP
Muhlmann	0	0	0	0	31-31	20-36	0	91
Willis	7	7	0	0	—	—	0	42
E. Johnson	6	4	2	0	—	—	0	36
Coslet	4	0	4	0	—	—	0	24
Trumpy	3	0	3	0	—	—	0	18
Crabtree	2	0	2	0	—	—	0	12
Parrish	2	0	0	2	—	—	0	12
Thomas	2	0	2	0	—	—	0	12
Anderson	1	1	0	0	—	—	0	6
Beauchamp	1	0	0	1	—	—	0	6
Dressler	1	1	0	0	—	—	0	6
Myers	1	0	1	0	—	—	0	6
Phillips	1	0	1	0	—	—	0	6
Robinson	1	1	0	0	—	—	0	6
Carler	0	0	0	0	1†	—	0	1
Bengals	32	14	15	3	32-32	20-36	0	284
Opponents	32	11	19	2	31-32	14-22	0	265

† PAT scored on a run.

PASSING	Att	Cmp	Yds	%	Yds/Att	TD	Int	Sack-Lost	Rat
Carler	222	138	1624	62.2	7.32	10	4.5	7 3.2	90.1
Anderson	131	72	777	55.0	5.93	5	3.8	4 3.1	44
Lewis	10	3	18	30.0	1.80	0	0.0	0 0.0	13
Willis	2	1	8	50.0	4.00	0	0.0	0 0.0	8
Bengals	365	214	2427	58.6	6.65	15	4.1	11 3.0	90.1
Opponents	335	157	2382	46.9	7.11	19	5.7	27 8.1	74.1

USUAL STARTERS

OFFENSE	DEFENSE
WR Eric Crabtree,	LE Royce Berry
Chip Myers	LDT Mike Reid
LT Ernie Wright,	ROT Steve Chomyszak
Rufus Mayes	RE Ron Carpenter
LG Howard Fest	LLB Al Beauchamp
C Bob Johnson	MLB Bill Bergey
RG Pat Matson	RLB Ken Avery
RT Vernon Holland	LCB Lemar Parrish
TE Bob Trumpy,	RCB Ken Riley
Bruce Coslet	LS Fletcher Smith,
WR Speedy Thomas,	Neal Craig
Bob Trumpy	RS Sandy Durko
QB Virgil Carter	
RB Paul Robinson	
RB Jess Phillips	

KICKOFF RETURNS	No	Yds	Avg	Lg	TD
Robinson	18	335	18.6	37	0
Parrish	13	296	22.8	30	0
Willis	4	81	20.3	32	0
Phillips	2	49	24.5	31	0
Lamb	2	42	21.0	25	0
E. Johnson	2	40	20.0	21	0
Dressler	1	20	20.0	20	0
Kelly	1	0	0.0	0	0
Bengals	43	863	20.1	37	0
Opponents	39	1024	26.3	—	0

FIELD GOALS	1-19	20-29	30-39	40-49	50+
Muhlmann	6-6	5-8	4-9	4-10	1-3
Bengals	6-6	5-8	4-9	4-10	1-3

FIELD GOAL ATTEMPTS BY GAME:
Muhlmann: (26G, 34N, 36G, 35G) (45N, 33G, 51N) (26G) (16G, 27N, 9G) (12G) (11G, 37B, 36G) (45G, 46G, 27N, 32N) (30N, 51G, 24G) (14G, 48N) (-) (40G, 35N, 43N) (52N, 46G, 24G) (27N, 18G, 22G) (43N, 49N, 44N).

PUNTING	No	Yds	Avg	TB	Lg	B
Lewis	72	3229	44.8	8	56	0
Dressler	1	34	34.0	0	34	0
Bengals	73	3263	44.7	8	56	0
Opponents	73	2988	40.9	—	—	—

PUNT RETURNS	Ret	FC	Yds	Avg	Lg	TD
Parrish	12	9	93	7.8	47	0
Durko	6	11	14	2.3	7	0
Thomas	4	4	10	2.5	7	0
E. Johnson	3	5	28	9.3	14	0
Bengals	25	29	145	5.8	47	0
Opponents	41	—	304	7.4	—	1

1972 FINAL STATISTICS (8-6-0)

USUAL STARTERS

Head Coach: Paul Brown

Date	W/L	Score	Opponent	Att
Sept. 17	W	31-7	at New England	60,999
Sept. 24	W	15-10	Pittsburgh	54,292
Oct. 1	L	6-27	at Cleveland	81,564
Oct. 8	W	21-10	Denver	55,812
Oct. 15	W	23-16	at Kansas City	79,068
Oct. 22	L	12-15	at Los Angeles	73,385
Oct. 29	W	30-7	Houston	59,409
Nov. 5	L	17-40	at Pittsburgh	50,350
Nov. 12	L	14-20	Oakland	59,485
Nov. 19	L	19-20	Baltimore	49,512
Nov. 26	W	13-3	at Chicago	55,701
Dec. 3	W	13-10	N.Y. Giants	59,523
Dec. 9	L	24-27	Cleveland	59,524
Dec. 17	W	61-17	at Houston	32,482

TEAM STATISTICS	Bengals	Opponents
TOTAL FIRST DOWNS	255	207
Rushing	112	98
Passing	122	92
Penalty	21	17
TOTAL NET YARDS	4317	3552
Avg. Per Game	308.4	253.7
Total Plays	899	794
Avg. Per Play	4.8	4.5
NET YARDS RUSHING	1996	1815
Avg. Per Game	142.6	129.6
Total Rushes	491	406
NET YARDS PASSING	2321	1737
Avg. Per Game	165.8	124.1
Sacked-Yards Lost	24-192	38-296
Gross Yards	2513	2033
Att.-Completions	384-219	350-167
Completion Pct.	57.0	47.7
Had Intercepted	11	20
PUNTS-AVG.	66-42.1	84-42.4
PENALTIES-YARDS	76-738	69-581
FUMBLES-BALL LOST	28-18	30-9
TOUCHDOWNS	31	24
Rushing	16	11
Passing	10	11
Returns	5	2

Score by Periods	1	2	3	4	Tot
Bengals	36	62	99	102	299
Opponents	37	79	42	71	229

SCORING	TD-Ru	Rc-Rt	PAT	FG	S	TP
Muhlmann	0	0	0	30-31	27-40	0 111
Dressler	7	6	1	0	—	0 42
E. Johnson	6	4	2	0	—	0 36
Anderson	3	3	0	0	—	0 18
Myers	3	0	3	0	—	0 18
Parrish	3	0	0	3	—	0 18
Carter	2	2	0	0	—	0 12
Trumpy	2	0	2	0	—	0 12
Casanova	1	0	0	1	—	0 6
Coslet	1	0	1	0	—	0 6
Craig	1	0	0	1	—	0 6
Phillips	1	1	0	0	—	0 6
Thomas	1	0	1	0	—	0 6
White	0	0	0	0	—	1 2
Bengals	31	16	5	30-31	27-40	1 299
Opponents	24	11	2	23-24	20-29	1 229

RUSHING	No	Yds	Avg	Lg	TD
E. Johnson	212	825	3.9	19	4
Dressler	128	565	4.4	43	6
Phillips	48	207	4.3	20	1
Willis	42	127	3.0	12	0
Anderson	22	94	4.3	18	3
Robinson	21	94	4.5	15	0
Carter	12	57	4.8	14	2
Lewis	1	15	15.0	15	0
Conley	3	8	2.7	5	0
Joiner	1	2	2.0	2	0
Morrison	1	2	2.0	2	0
Bengals	491	1996	4.1	43	16
Opponents	406	1815	4.5	41	11

RECEIVING	No	Yds	Avg	Lg	TD
Myers	57	792	13.9	42	3
Trumpy	44	500	11.4	38	2
Dressler	39	348	8.9	33	1
E. Johnson	29	420	14.5	65	2
Thomas	17	171	10.1	18	1
Phillips	10	50	5.0	15	0
Willis	9	46	5.1	10	0
Joiner	8	133	16.6	25	0
Coslet	5	48	9.6	17	1
Buie	1	5	5.0	5	0
Bengals	219	2513	11.5	65	10
Opponents	167	2033	12.2	68	11

INTERCEPTIONS	No	Yds	Avg	Lg	TD
Casanova	5	108	21.6	33	0
Parrish	5	90	18.0	33	2
Adams	3	44	14.7	19	0
Riley	3	0	0.0	0	0
Craig	2	76	38.0	63	1
Beauchamp	1	8	8.0	8	0
Jackson	1	0	0.0	0	0
Bengals	20	326	16.3	63	3
Opponents	11	70	6.4	28	0

PUNTING	No	Yds	Avg	TB	Lg	B
Lewis	66	2777	42.1	6	60	0
Bengals	66	2777	42.1	6	60	0
Opponents	84	3559	42.4	—	62	0

PUNT RETURNS	Ret	FC	Yds	Avg	Lg	TD
Casanova	30	19	289	9.6	66	1
Parrish	15	2	141	9.4	51	1
E. Johnson	2	0	7	3.5	7	0
Bengals	47	21	437	9.3	66	2
Opponents	26	16	152	5.8	54	0

KICKOFF RETURNS	No	Yds	Avg	Lg	TD
Jackson	21	509	24.2	62	0
Parrish	15	348	23.2	45	0
Joiner	5	88	17.6	25	0
Casanova	1	34	34.0	34	0
Lewis	1	15	15.0	15	0
E. Johnson	1	13	13.0	13	0
Dennis	1	11	11.0	11	0
Kelly	1	0	0.0	0	0
Bengals	46	1018	22.1	62	0
Opponents	44	984	22.4	34	0

PASSING	Att	Cmp	Yds	Cmp %	Yds/Att	TD	Int	Int %	Lg	Sack-Lost	Rat	
Anderson	301	171	1918	56.8	6.37	7	2.3	7	2.3	65t	18-155	74.0
Carter	82	47	579	57.3	7.06	3	3.7	4	4.9	36	6-37	71.1
Willis	1	1	16	100.0	16.00	0	0.0	0	0.0	16	0-0	118.8
Bengals	384	219	2513	57.0	6.54	10	2.6	11	2.9	65t	24-192	73.6
Opponents	350	167	2033	47.7	5.81	11	3.1	20	5.7	68	38-296	52.7

FIELD GOALS	1-19	20-29	30-39	40-49	50+
Muhlmann	6-7	6-10	9-12	5-8	1-3
Bengals	6-7	6-10	9-12	5-8	1-3

FIELD GOAL ATTEMPTS BY GAME:

Muhlmann: (51B, 38G) (32G, 20G, 32G, 34G, 41G) (14G, 26G, 28N, 30N) (49N) (46G, 16G, 12G) (25G, 26N, 21N, 17N) (10G, 42G, 33G) (37G) (21B, 35B) (25G, 40G) (39G, 14G, 39N) (50N, 27G, 40N, 47N, 18G) (31G) (51G, 46G, 24G, 32G).

1973 FINAL STATISTICS (10-4-0)

Head Coach: Paul Brown

Date	W/L	Score	Opponent	Att
Sept. 16	L	10-28	at Denver	49,059
Sept. 23	W	24-10	Houston	51,823
Sept. 30	W	20-13	at San Diego	46,733
Oct. 7	L	10-17	at Cleveland	70,805
Oct. 14	W	19-7	Pittsburgh	55,819
Oct. 21	W	14-6	Kansas City	56,397
Oct. 28	L	13-20	at Pittsburgh	45,761
Nov. 4	L	10-38	at Dallas	54,944
Nov. 11	W	16-13	at Buffalo	76,927
Nov. 18	W	20-14	N.Y. Jets	55,745
Nov. 25	W	42-24	St. Louis	50,918
Dec. 2	W	27-0	Minnesota	57,859
Dec. 9	W	34-17	Cleveland	58,266
Dec. 16	W	27-24	at Houston	21,955

TEAM STATISTICS		Bengals	Opponents
TOTAL FIRST DOWNS		252	219
Rushing		124	109
Passing		108	97
Penalty		20	13
TOTAL NET YARDS		4512	3705
Avg. Per Game		322.3	264.6
Total Plays		871	840
Avg. Per Play		5.2	4.4
NET YARDS RUSHING		2236	1807
Avg. Per Game		159.7	129.1
Total Rushes		515	459
NET YARDS PASSING		2276	1898
Avg. Per Game		162.6	135.6
Sacked-Yards Lost		24-163	43-342
Gross Yards		2439	2240
Att.-Completions		332-180	338-182
Completion Pct.		54.2	53.8
Had Intercepted		12	18
PUNTS-AVG.		68-41.0	77-41.7
PENALTIES-YARDS		83-799	78-710
FUMBLES-BALL LOST		25-14	31-16
TOUCHDOWNS		32	27
Rushing		13	15
Passing		18	9
Returns		1	3

Score by Periods	1	2	3	4	Tot
Bengals	39	100	79	68	286
Opponents	50	61	58	62	231

SCORING	TD	Ru	Rc	Rt	PAT	FG	\$	TP
Muhlmann	0	0	0	0	31-32	21-31	0	94
Curtis	9	0	9	0	—	—	0	54
Clark	8	8	0	0	—	—	0	48
E. Johnson	7	4	3	0	—	—	0	42
Trumpy	5	0	5	0	—	—	0	30
Elliott	2	1	1	0	—	—	0	12
Parrish	1	0	0	1	—	—	0	6
Bengals	32	13	18	1	31-32	21-31	0	286
Opponents	27	15	9	3	27-27	14-23	0	231

PASSING	Att	Cmp	Yds	%	Yds/Att	TD	%	Int	%	Lg	Sack-Lost	Ret
Anderson	329	179	2428	54.4	7.38	18	5.5	12	3.6	78	24-163	81.2
Cook	3	1	11	33.3	3.67	0	0.0	0	0.0	11	0-0	45.1
Bengals	332	180	2439	54.2	7.35	18	5.4	12	3.6	78	24-163	80.9
Opponents	338	182	2240	53.8	6.63	9	2.7	18	5.3	67	43-342	61.3

USUAL STARTERS

OFFENSE		DEFENSE	
WR	Tim George,	LE	Royce Berry
	Charlie Joiner,	LD	Mike Reid
	Chip Myers	RD	Ron Carpenter
LT	Rufus Mayes	RE	Sherman White
LG	Howard Curt	LLB	Al Beauchamp
C	Bob Johnson	MLB	Bill Bergey
RG	Pat Matson	RLB	Ron Pritchard
RT	Vernon Holland	LCB	Lemar Parrish
TE	Bob Trumpy	RCB	Ken Riley
WR	Isaac Curtis	LS	Neal Craig
QB	Ken Anderson	RS	Tommy Casanova
FB	Boobie Clark		

KICKOFF RETURNS	No	Yds	Avg	Lg	TD
Jackson	21	520	24.8	41	0
Wilson	8	173	21.6	27	0
Parrish	7	143	20.4	29	0
Lewis	2	40	20.0	27	0
Coslet	1	0	0.0	0	0
Bengals	39	876	22.5	41	0
Opponents	42	1170	27.9	103	1

FIELD GOALS	1-19	20-29	30-39	40-49	50+
Muhlmann	5-5	6-7	5-9	4-6	1-4
Bengals	5-5	6-7	5-9	4-6	1-4

FIELD GOAL ATTEMPTS BY GAME:	
Muhlmann:	(21G) (39N, 27G, 51N) (42N, 34N, 26N) (38G) (41G, 20G, 52N, 20G, 19G) (32N, 57N) (41G, 17G) (29G) (35G, 33N, 36G, 47N, 33G) (16G, 51G) (-) (22G, 38G) (45G, 10G) (40G, 11G).

INTERCEPTIONS	No	Yds	Avg	Lg	TD
Casanova	4	33	8.3	16	0
Bergey	3	50	16.7	22	0
Beauchamp	3	4	1.3	4	0
Craig	2	52	26.0	30	0
Parrish	2	10	5.0	10	0
Riley	2	2	1.0	5	0
Avery	1	15	15.0	15	0
Jackson	1	0	0.0	0	0
Bengals	18	166	9.2	30	0
Opponents	12	198	16.5	37	1

PUNTING	No	Yds	Avg	TB	Lg	B
Lewis	68	2790	41.0	4	60	0
Bengals	68	2790	41.0	4	60	0
Opponents	77	3214	41.7	—	—	—

PUNT RETURNS	Ret	FC	Yds	Avg	Lg	TD
Parrish	25	1	200	8.0	47	0
Casanova	15	6	119	7.9	27	0
Blackwood	4	5	12	3.0	4	0
Lewis	1	2	2	2.0	2	0
Bengals	45	14	333	7.4	47	0
Opponents	27	—	123	4.6	—	0

1973 SEASON PLAYOFF STATISTICS (0-1)

Date W/L Score Opponent
Dec. 23* L 16-34 at Miami
*AFC Divisional Playoff

Att
74,770

SCORING	TD	Ru	Rc	Rt	PAT	FG	S	TP
Muhlmann	0	0	0	0	1-1	3-3	0	10
Craig	1	0	0	1	—	—	0	6
Bengals	1	0	0	1	1-1	3-3	0	16
Opponent	4	2	2	0	4-4	2-2	0	34

KICKOFF RETURNS	No	Yds	Avg	Lg	TD
Parrish	1	25	25.0	25	0
Jackson	1	17	17.0	17	0
Bengals	2	42	21.0	25	0
Opponent	2	14	7.0	14	0

TEAM STATISTICS

	Bengals	Opponent
TOTAL FIRST DOWNS	11	27
Rushing	5	18
Passing	6	9
Penalty	0	0
3rd Down: Made-Att.	5-14	10-14
3rd Down Pct.	35.7	71.4
4th Down: Made-Att.	0-0	0-0
4th Down Pct.	—	—
POSSESSION AVG.	NA	NA
TOTAL NET YARDS	194	400
Avg. Per Game	194.0	400.0
Total Plays	50	71
Avg. Per Play	3.9	5.6
NET YARDS RUSHING	97	241
Avg. Per Game	97.0	241.0
Total Rushes	20	52
NET YARDS PASSING	97	159
Avg. Per Game	97.0	159.0
Sacked-Yards Lost	3-16	0-0
Gross Yards	113	159
Att.-Completions	27-14	19-11
Completion Pct.	51.9	57.9
Had Intercepted	1	2
PUNTS-AVG.	7-36.3	2-49.0
Net Punting Avg.	32.6	36.0
PENALTIES-YARDS	2-19	1-5
FUMBLES-BALLS LOST	0-0	2-1
TOUCHDOWNS	1	4
Rushing	0	2
Passing	0	2
Returns	1	0

Score by Periods	1	2	3	4	OT	Tot
Bengals	3	13	0	0	—	16
Opponent	14	7	10	3	—	34

RUSHING	No	Yds	Avg	Lg	TD
Craig	7	40	5.7	15	0
Anderson	3	26	8.7	22	0
E. Johnson	2	17	8.5	14	0
Elliott	7	15	2.1	5	0
Curtis	1	-1	-1.0	-1	0
Bengals	20	97	4.9	22	0
Opponent	52	241	4.6	27	2

RECEIVING	No	Yds	Avg	Lg	TD
Elliott	9	53	5.9	16	0
Joiner	2	33	16.5	18	0
Clark	2	18	9.0	12	0
Curtis	1	9	9.0	9	0
Bengals	14	113	8.1	18	0
Opponent	11	159	14.5	48	2

INTERCEPTIONS	No	Yds	Avg	Lg	TD
Craig	1	45	45.0	45	1
Casanova	1	0	0.0	0	0
Bengals	2	45	22.5	45	1
Opponent	1	19	19.0	19	0

PUNTING	No	Yds	Avg	Net	TB	In20	Lg	B
Lewis	7	254	36.3	32.6	1	0	50	0
Bengals	7	254	36.3	32.6	1	0	50	0
Opponent	2	98	49.0	36.0	0	0	54	0

PUNT RETURNS	Ret	FC	Yds	Avg	Lg	TD
Casanova	1	0	15	15.0	15	0
Parrish	1	0	11	11.0	11	0
Bengals	2	0	26	13.0	15	0
Opponent	2	4	6	3.0	4	0

FIELD GOALS	1-19	20-29	30-39	40-49	50+
Muhlmann	1-1	1-1	0-0	1-1	0-0
Bengals	1-1	1-1	0-0	1-1	0-0
Opponent	0-0	0-0	0-0	1-1	1-1

FIELD GOAL ATTEMPTS:
Muhlmann: (24G, 46G, 12G).
Opponent: (50G, 46G).

DEFENSE/SPECIAL TEAMS/MISC. DEF.*

Player	ST	AT	TT	Yds	PD	FF	FR
Bergey	7	5	12	0-0	0	NA	0-0
Carpenter	7	5	12	0-0	0	NA	0-0
Beauchamp	9	2	11	0-0	0	NA	0-0
Casanova	9	1	10	0-0	1	NA	0-0
Berry	5	1	6	0-0	0	NA	0-0
White	5	0	5	0-0	1	NA	0-0
Riley	4	1	5	0-0	0	NA	0-0
Avery	3	2	5	0-0	0	NA	0-0
Craig	3	2	5	0-0	1	NA	0-0
Parrish	3	2	5	0-0	0	NA	0-0
Pritchard	3	2	5	0-0	0	NA	0-0
Adams	1	0	1	0-0	0	NA	0-0
DeLeone	1	0	1	0-0	0	NA	0-0
Jackson	1	0	1	0-0	0	NA	0-0
LeClair	1	0	1	0-0	0	NA	1-0
Trumpy	1	0	1	0-0	0	NA	0-0
Reid	0	1	1	0-0	0	NA	0-0

Blocked kicks: None.

*Press box statistics

PASSING	Att	Cmp	Yds	Cmp %	Yds/Att	TD	%	Int	%	Lg	Sack-Lost	Rat
Anderson	27	14	113	51.9	4.19	0	0.0	1	3.7	18	3-16	47.3
Bengals	27	14	113	51.9	4.19	0	0.0	1	3.7	18	3-16	47.3
Opponent	19	11	159	57.9	8.37	2	10.5	2	10.5	48	0-0	80.7

1974 FINAL STATISTICS (7-7-0)

Head Coach: Paul Brown

Date	W/L	Score	Opponent	Att
Sept. 15	W	33-7	Cleveland	53,113
Sept. 22	L	17-20	San Diego	51,178
Sept. 29	W	21-3	at San Francisco	49,895
Oct. 6	W	28-17	Washington	56,175
Oct. 13	W	34-24	at Cleveland	70,897
Oct. 20	L	27-30	at Oakland	51,821
Oct. 27	L	21-34	Houston	55,434
Nov. 3	W	24-14	at Baltimore	36,110
Nov. 10	W	17-10	Pittsburgh	57,532
Nov. 17	L	3-20	at Houston	44,054
Nov. 24	W	33-6	Kansas City	49,777
Dec. 2	L	3-24	at Miami	71,962
Dec. 8	L	19-23	Detroit	45,159
Dec. 14	L	3-27	at Pittsburgh	42,878

TEAM STATISTICS		Bengals	Opponents
TOTAL FIRST DOWNS		260	256
Rushing		115	127
Passing		131	109
Penalty		14	20
TOTAL NET YARDS		4489	3942
Avg. Per Game		320.6	281.6
Total Plays		835	892
Avg. Per Play		5.4	4.4
NET YARDS RUSHING		1978	2152
Avg. Per Game		141.3	153.7
Total Rushes		445	497
NET YARDS PASSING		2511	1790
Avg. Per Game		179.4	127.9
Sacked-Yards Lost		37-293	36-320
Gross Yards		2804	2110
Att.-Completions		353-224	359-186
Completion Pct.		63.5	51.8
Had Intercepted		13	9
PUNTS-AVG.		66-40.9	81-37.8
PENALTIES-YARDS		78-653	77-640
FUMBLES-BALL LOST		27-18	23-11
TOUCHDOWNS		36	30
Rushing		14	16
Passing		18	13
Returns		4	1

Score by Periods	1	2	3	4	Tot
Bengals	50	95	60	78	283
Opponents	37	63	70	89	259

SCORING	TD	Ru	Rc	Rt	PAT	FG	S	TP
Muhlmann	0	0	0	0	32-35	11-18	0	65
Curtis	10	0	10	0	-	-	0	60
B. Clark	6	5	1	0	-	-	0	36
Williams	4	3	1	0	-	-	0	24
Parrish	3	0	0	3	-	-	0	18
Anderson	2	2	0	0	-	-	0	12
Dressler	2	2	0	0	-	-	0	12
Elliott	2	1	1	0	-	-	0	12
Trumpy	2	0	2	0	-	-	0	12
W. Clark	1	1	0	0	-	-	0	6
E. Johnson	1	0	1	0	-	-	0	6
Joiner	1	0	1	0	-	-	0	6
Maddox	1	0	0	1	-	-	0	6
Myers	1	0	1	0	-	-	0	6
Carpenter	0	0	0	0	-	-	1	2
Bengals	36	14	18	4	32-36	11-18	1	283
Opponents	30	16	13	1	28-30	17-22	0	259

PASSING	Att	Cmp	Yds	Cmp %	Yds/Att	TD	Int	Int %	Lg	Sack-Lost	Rat
Anderson	328	213	2667	64.9	8.13	18	5.5	10	3.0	77	95.7
W. Clark	22	9	98	40.9	4.45	0	0.0	3	13.6	19	15.2
Green	2	1	22	50.0	11.00	0	0.0	0	0.0	22	89.6
Elliott	1	1	17	100.0	17.00	0	0.0	0	0.0	17	118.8
Bengals	353	224	2804	63.5	7.94	18	5.1	13	3.7	77	89.7
Opponents	359	186	2110	51.8	5.88	13	3.6	9	2.5	64	71.4

RUSHING	No	Yds	Avg	Lg	TD
Davis	72	375	5.2	29	0
Elliott	68	345	5.1	26	1
Anderson	43	314	7.3	20	2
B. Clark	99	312	3.2	22	5
Dressler	72	255	3.5	17	2
Williams	58	238	4.1	18	3
Curtis	8	62	7.8	20	0
E. Johnson	19	44	2.3	11	0
Joiner	4	20	5.0	8	0
W. Clark	1	8	8.0	8	1
McDaniel	1	5	5.0	5	0
Bengals	445	1978	4.4	29	14
Opponents	497	2152	4.3	54	16

RECEIVING	No	Yds	Avg	Lg	TD
Myers	32	363	12.0	22	1
Curtis	30	633	21.1	77	10
Dressler	29	196	6.8	23	0
Joiner	24	390	16.3	65	1
B. Clark	23	194	8.4	23	1
Trumpy	21	330	15.7	41	2
Davis	19	171	9.0	32	0
Elliott	18	187	10.4	28	1
Williams	13	98	7.5	19	1
E. Johnson	8	65	10.6	27	1
McDaniel	2	79	39.5	60	0
Coslet	2	24	12.0	18	0
Jackson	1	22	22.0	22	0
Chandler	1	9	9.0	9	0
B. Johnson	1	3	3.0	3	0
Bengals	224	2804	12.5	77	18
Opponents	186	2110	11.3	64	13

INTERCEPTIONS	No	Yds	Avg	Lg	TD
Riley	5	33	6.6	19	0
Casanova	2	26	13.0	26	0
Beauchamp	1	34	34.0	34	0
Jackson	1	17	17.0	17	0
Bengals	9	110	12.2	34	0
Opponents	13	140	10.8	40	0

PUNTING	No	Yds	Avg	TB	Lg	B
Green	66	2701	40.9	10	53	0
Bengals	66	2701	40.9	10	53	0
Opponents	81	3061	37.8	-	-	-

PUNT RETURNS	Ret	FC	Yds	Avg	Lg	TD
Casanova	24	2	265	11.0	74	0
Parrish	18	1	338	18.8	90	2
Blackwood	10	3	29	2.9	11	0
Bengals	52	6	632	12.2	90	2
Opponents	41	-	457	11.1	-	0

USUAL STARTERS

OFFENSE		DEFENSE	
WR	Isaac Curtis	LE	Ken Johnson
LT	Rufus Mayes	LDT	Mike Reid
LG	Howard Fest	RD	Ron Carpenter
C	Bob Johnson	RE	Sherman White
RG	John Shinniers	LLB	Al Beauchamp
	Pat Matson	MLB	Doug Adams
RT	Stan Walters		Jim LeClair
TE	Bob Trumpy		Ken Avery
WR	Charlie Joiner	RLB	Ron Pritchard
QB	Ken Anderson	LCB	Lemar Parrish
RB	Charlie Davis	RSB	Ron Riley
RB	Boobie Clark	RS	Bernard Jackson
			Tommy Casanova

KICKOFF RETURNS	No	Yds	Avg	Lg	TD
Jackson	29	682	23.5	45	0
Davis	12	243	20.3	28	0
McDaniel	3	64	21.3	24	0
Casanova	1	48	48.0	48	0
Parrish	2	36	18.0	21	0
Williams	3	33	16.5	22	0
Dressler	2	32	16.0	17	0
Blackwood	1	17	17.0	17	0
Elliott	1	2	2.0	2	0
Bengals	54	1157	21.4	48	0
Opponents	55	1198	21.8	-	0

FIELD GOALS	1-19	20-29	30-39	40-49	50+
Muhlmann	1-1	2-2	5-9	3-6	0-0
Bengals	1-1	2-2	5-9	3-6	0-0

FIELD GOAL ATTEMPTS BY GAME:	
Muhlmann:	(32G) (34N) (34G) (-) (-) (45N) (-) (-) (40B, 18G, 33B) (30G) (28G, 46N) (39N) (29G) (42G, 34G, 40G, 47G) (38B, 32G).

1975 FINAL STATISTICS (11-3-0)

Head Coach: Paul Brown

Date	W/L	Score	Opponent	Att
Sept. 21	W	24-17	Cleveland	52,874
Sept. 28	W	21-0	at New Orleans	52,531
Oct. 5	W	21-19	at Houston	45,321
Oct. 12	W	27-10	New England	51,220
Oct. 19	W	14-10	Oakland	48,122
Oct. 26	W	21-14	at Atlanta	45,811
Nov. 2	L	24-30	Pittsburgh	58,418
Nov. 9	W	17-16	at Denver	49,919
Nov. 17	W	33-24	Buffalo	56,666
Nov. 23	L	23-35	at Cleveland	56,427
Nov. 30	W	23-19	Houston	46,128
Dec. 7	W	31-0	at Philadelphia	56,984
Dec. 13	L	14-35	at Pittsburgh	48,889
Dec. 21	W	47-17	San Diego	46,474

TEAM STATISTICS	Bengals	Opponents
TOTAL FIRST DOWNS	295	241
Rushing	107	115
Passing	166	107
Penalty	22	19
TOTAL NET YARDS	5060	3923
Avg. Per Game	361.4	280.2
Total Plays	966	889
Avg. Per Play	5.2	4.4
NET YARDS RUSHING	1819	2194
Avg. Per Game	129.9	156.7
Total Rushes	499	473
NET YARDS PASSING	3241	1729
Avg. Per Game	231.5	123.5
Sacked-Yards Lost	34-256	27-272
Gross Yards	3497	2001
Att.-Completions	433-255	389-175
Completion Pct.	58.9	45.0
Had Intercepted	14	22
PUNTS-AVG.	68-39.0	77-40.9
PENALTIES-YARDS	88-783	91-824
FUMBLES-BALL LOST	31-20	39-22
TOUCHDOWNS	45	30
Rushing	20	15
Passing	23	11
Returns	2	4

Score by Periods	1	2	3	4	Tot
Bengals	84	120	54	82	340
Opponents	36	77	68	65	246

SCORING	TD	Ru	Rc	Rt	PAT	FG	S	TP
Green	0	0	0	0	40-45	10-21	0	70
Fritts	10	8	2	0	—	—	0	60
Curtis	7	0	7	0	—	—	0	42
Joiner	5	0	5	0	—	—	0	30
Clark	4	4	0	0	—	—	0	24
Elliott	4	1	3	0	—	—	0	24
Myers	3	0	3	0	—	—	0	18
Williams	3	2	1	0	—	—	0	18
Anderson	2	2	0	0	—	—	0	12
E. Johnson	2	1	1	0	—	—	0	12
Reaves	2	2	0	0	—	—	0	12
Cobb	1	0	0	1	—	—	0	6
Riley	1	0	0	1	—	—	0	6
Trumpy	1	0	1	0	—	—	0	6
Bengals	45	20	23	2	40-45	10-21	0	340
Opponents	30	15	11	4	26-30	12-14	2	246

PASSING	Att	Cmp	Yds	Cmp %	Yds/Att	TD	%	Int	%	Lg	Sack-Lost	Rat
Anderson	377	228	3169	60.5	8.41	21	5.6	11	2.9	55	32-247	93.9
Reaves	51	25	297	49.0	5.82	2	3.9	3	5.9	51	2-9	55.8
Fritts	4	2	31	50.0	7.75	0	0.0	0	0.0	16	0-0	76.0
Green	1	0	0	0.0	0.00	0	0.0	0	0.0	—	0-0	39.6
Bengals	433	255	3497	58.9	8.08	23	5.3	14	3.2	55	34-256	89.0
Opponents	389	175	2001	45.0	5.14	11	2.8	22	5.7	48	27-272	46.9

USUAL STARTERS

OFFENSE	DEFENSE
WR Isaac Curtis	LE Ken Johnson
LT Rufus Mayes	LDT Bob Brown
LG Howard Fess	RT Ron Carpenter
C Bob Johnson	RE Sherman White
RG Dave Lapham	LLB Al Beauchamp
RT Vernon Holland	MLB Jim LeClair
TE Bob Trumpy	RLB Ron Pritchard
WR Charlie Joiner	LCB Lemar Parrish
QB Ken Anderson	RCB Ken Riley
HB Stan Fritts	LS Tommy Casanova
Lenvil Elliott	RS Bernard Jackson
FB Boobie Clark	

KICKOFF RETURNS	No	Yds	Avg	Lg	TD
Jackson	25	587	23.5	39	0
Elliott	13	272	20.9	46	0
Parrish	4	114	28.5	64	0
McDaniel	3	69	23.0	26	0
Cousino	1	0	0.0	0	0
Bengals	46	1042	22.7	64	0
Opponents	66	1558	23.6	—	0

FIELD GOALS	1-19	20-29	30-39	40-49	50+
Green	1-1	5-8	1-7	3-5	0-0
Bengals	1-1	5-8	1-7	3-5	0-0

FIELD GOAL ATTEMPTS BY GAME:
Green: (44G, 29N) (33N) (-) (21G, 29G) (37N) (41N) (23G) (45G, 28N, 35N) (28G, 18G, 37N) (21G, 25N) (33G) (37N, 48G) (36N, 47N) (-).

INTERCEPTIONS	No	Yds	Avg	Lg	TD
Riley	6	76	12.7	30	1
Jackson	5	97	19.4	34	0
Cobb	4	116	29.0	52	1
LeClair	3	25	8.3	21	0
Blackwood	2	44	22.0	40	0
Davis	1	26	26.0	26	0
Parrish	1	26	26.0	26	0
Bengals	22	410	18.6	52	2
Opponents	14	244	17.4	65	1

PUNTING	No	Yds	Avg	TB	Lg	B
Green	68	2655	39.0	6	57	1
Bengals	68	2655	39.0	6	57	1
Opponents	77	3150	40.7	—	—	—

PUNT RETURNS	Ret	FC	Yds	Avg	Lg	TD
Blackwood	23	0	123	5.3	31	0
Parrish	13	1	83	6.4	34	0
Casanova	11	2	60	5.5	12	0
Cobb	1	3	1	1.0	1	0
Bengals	48	6	267	5.6	34	0
Opponents	42	—	386	9.2	—	1

1975 SEASON PLAYOFF STATISTICS (0-1)

Date W/L Score Opponent
Dec. 28* L 28-31 at Oakland
*AFC Divisional Playoff

TEAM STATISTICS	Bengals	Opponent
TOTAL FIRST DOWNS	17	27
Rushing	8	9
Passing	6	15
Penalty	3	3
3rd Down: Made-Att.	3-11	6-14
3rd Down Pct.	27.3	42.9
4th Down: Made-Att.	1-2	0-0
4th Down Pct.	50.0	—
POSSESSION AVG.	NA	NA
TOTAL NET YARDS	258	358
Avg. Per Game	258.0	358.0
Total Plays	57	75
Avg. Per Play	4.5	4.8
NET YARDS RUSHING	97	173
Avg. Per Game	97.0	173.0
Total Rushes	25	51
NET YARDS PASSING	161	185
Avg. Per Game	161.0	185.0
Sacked-Yards Lost	5-40	1-14
Gross Yards	201	199
Att.-Completions	27-17	23-17
Completion Pct.	63.0	73.9
Had Intercepted	0	1
PUNTS-AVG.	6-35.8	1-38.0
Net Punting Avg.	21.8	31.0
PENALTIES-YARDS	5-37	7-64
FUMBLES-BALLS LOST	1-0	2-1
TOUCHDOWNS	4	4
Rushing	2	1
Passing	2	3
Returns	0	0

Score by Periods	1	2	3	4	OT	Tot
Bengals	0	7	7	14	—	28
Opponent	3	14	7	7	—	31

	Att	Cmp	Yds	Cmp %	Yds/Att	TD	Int	%	Lg	Sack-Lost	Ret
PASSING											
Anderson	27	17	201	63.0	7.44	2	7.4	0	0.0	37	5-40 110.3
Bengals	27	17	201	63.0	7.44	2	7.4	0	0.0	37	5-40 110.3
Opponent	23	17	199	73.9	8.65	3	13.0	1	4.3	36	1-14 121.2

SCORING	TD-Ru	Rc-Rt	PAT	FG	S	TP
Curtis	1	0	1	0	—	0
Elliott	1	1	0	0	—	0
Fritts	1	1	0	0	—	0
Joiner	1	0	1	0	—	0
Green	0	0	0	0	4-4	0-0
Bengals	4	2	2	0	4-4	0-0
Opponent	4	1	3	0	4-4	1-3

RUSHING	No	Yds	Avg	Lg	TD
Clark	8	46	5.8	10	0
Elliott	4	25	6.3	9	1
Fritts	6	14	2.3	6	1
Anderson	3	12	4.0	8	0
E. Johnson	3	0	0.0	6	0
Williams	1	0	0.0	0	0
Bengals	25	97	3.9	10	2
Opponent	51	173	3.4	18	1

RECEIVING	No	Yds	Avg	Lg	TD
Clark	4	38	9.5	26	0
Myers	3	67	22.3	37	0
Joiner	3	60	20.0	28	1
Curtis	3	20	6.7	14	1
Coslet	2	14	7.0	9	0
Elliott	1	9	9.0	9	0
Trumpy	1	-7	-7.0	7	0
Bengals	17	201	11.8	37	2
Opponent	17	199	11.7	36	3

INTERCEPTIONS	No	Yds	Avg	Lg	TD
Riley	1	34	34.0	34	0
Bengals	1	34	34.0	34	0
Opponent	0	0	—	—	0

PUNTING	No	Yds	Avg	Net	TB	In20	Lg	B
Green	6	215	35.8	21.8	1	0	44	0
Bengals	6	215	35.8	21.8	1	0	44	0
Opponent	1	38	38.0	31.0	0	0	38	0

PUNT RETURNS	Ret	FC	Yds	Avg	Lg	TD
Blackwood	1	0	7	7.0	7	0
Bengals	1	0	7	7.0	7	0
Opponent	4	0	64	16.0	24	0

KICKOFF RETURNS	No	Yds	Avg	Lg	TD
Jackson	2	43	21.5	25	0
Elliott	1	18	18.0	18	0
Parrish	1	10	10.0	10	0
Bengals	4	71	17.8	25	0
Opponent	5	121	24.2	37	0

FIELD GOALS	1-19	20-29	30-39	40-49	50+
Green	0-0	0-0	0-0	0-0	0-0
Bengals	0-0	0-0	0-0	0-0	0-0
Opponent	0-0	1-2	0-0	0-1	0-0

FIELD GOAL ATTEMPTS:
Green: (-).
Opponent: (41N, 27G, 21B).

DEFENSE/SPECIAL TEAMS/MISC. DEF.*								
Player	ST	AT	TT	Sks- Yds	PD	FF	FR- Yds	
LeClair	13	0	13	0-0	1	NA	0-0	
Jackson	9	0	9	0-0	1	NA	0-0	
Casanova	7	0	7	0-0	1	NA	0-0	
Pritchard	7	0	7	0-0	0	NA	0-0	
Riley	4	0	4	0-0	2	NA	0-0	
White	4	0	4	0-0	0	NA	0-0	
Beauchamp	3	0	3	0-0	0	NA	0-0	
K. Johnson	3	0	3	0-0	0	NA	0-0	
Brown	2	0	2	1-14	0	NA	0-0	
Carpenter	2	0	2	0-0	0	NA	1-0	
Parrish	2	0	2	0-0	1	NA	0-0	
Cousino	1	0	1	0-0	0	NA	0-0	
Green	1	0	1	0-0	0	NA	0-0	
Harris	1	0	1	0-0	0	NA	0-0	
Novak	1	0	1	0-0	0	NA	0-0	

Blocked kicks: White (1 blocked FG).

*Press box statistics

1976 FINAL STATISTICS (10-4-0)

Head Coach: Bill Johnson

Date	W/L	Score	Opponent	Att
Sept. 12	W	17-7	Denver	53,464
Sept. 19	L	27-28	at Baltimore	50,374
Sept. 26	W	28-7	Green Bay	44,103
Oct. 3	W	45-24	at Cleveland	75,817
Oct. 10	W	21-0	Tampa Bay	49,700
Oct. 17	L	6-23	at Pittsburgh	48,311
Oct. 24	W	27-7	at Houston	45,499
Oct. 31	W	21-6	Cleveland	54,776
Nov. 8	W	20-12	Los Angeles	52,480
Nov. 14	W	31-27	Houston	53,243
Nov. 21	W	27-24	at Kansas City	46,259
Nov. 28	L	3-7	Pittsburgh	55,142
Dec. 6	L	20-35	at Oakland	52,430
Dec. 12	W	42-3	at N.Y. Jets	31,067

TEAM STATISTICS	Bengals	Opponents
TOTAL FIRST DOWNS	238	234
Rushing	114	116
Passing	110	103
Penalty	14	15
TOTAL NET YARDS	4300	3670
Avg. Per Game	307.1	262.1
Total Plays	878	930
Avg. Per Play	4.9	3.9
NET YARDS RUSHING	2109	1912
Avg. Per Game	150.6	136.6
Total Rushes	481	520
NET YARDS PASSING	2191	1758
Avg. Per Game	156.5	125.6
Sacked-Yards Lost	37-252	46-444
Gross Yards	2443	2202
Att.-Completions	360-187	364-177
Completion Pct.	51.9	48.6
Had Intercepted	15	26
PUNTS-AVG.	76-39.5	86-38.2
PENALTIES-YARDS	79-700	90-768
FUMBLES-BALL LOST	38-20	34-15
TOUCHDOWNS	42	25
Rushing	15	11
Passing	21	13
Returns	6	1

Score by Periods	1	2	3	4	Tot
Bengals	91	85	91	68	335
Opponents	44	63	49	54	210

SCORING	Td-Ru-Rc-Rt	PAT	FG	S	TP
Bahr	0 0 0 0	39-42	14-27	0	81
Clark	8 7 1 0	-	-	0	48
Trumpy	7 0 7 0	-	-	0	42
Curtis	6 0 6 0	-	-	0	36
Casanova	3 0 0 3	-	-	0	18
Elliott	3 0 0 3	-	-	0	18
Fritts	3 3 0 0	-	-	0	18
Griffin	3 3 0 0	-	-	0	18
Coslet	2 0 2 0	-	-	0	12
Anderson	1 1 0 0	-	-	0	6
Davis	1 1 0 0	-	-	0	6
McDaniel	1 0 0 1	-	-	0	6
Morgan	1 0 0 1	-	-	0	6
Myers	1 0 0 1	-	-	0	6
Riley	1 0 0 1	-	-	0	6
Shelby	1 0 0 1	-	-	0	6
Bacon	0 0 0 0	-	-	1	2
Bengals	42 15 21 6	39-42	14-27	1	335
Opponents	25 11 13 1	24-55	12-22	0	210

RUSHING	No	Yds	Avg	Lg	TD
Clark	151	671	4.4	24	7
Griffin	138	625	4.5	77	3
Elliott	69	276	4.0	24	0
Fritts	47	200	4.3	13	3
Davis	36	178	4.9	16	1
Anderson	31	134	4.3	25	1
Curtis	3	29	9.7	19	0
Shelby	5	9	1.8	3	0
Brooks	1	-13	-13.0	-13	0
Bengals	481	2109	4.4	77	15
Opponents	520	1912	3.7	29	11

RECEIVING	No	Yds	Avg	Lg	TD
Curtis	41	766	18.7	85	6
Clark	23	158	6.9	19	1
Elliott	22	188	8.5	29	3
Trumpy	21	323	15.4	48	7
Myers	17	267	15.7	63	1
Brooks	16	191	11.9	25	0
Griffin	16	138	8.6	23	0
McDaniel	12	232	19.3	46	1
Fritts	9	75	8.3	19	0
Coslet	5	73	14.6	32	2
Davis	4	29	7.3	11	0
Shelby	1	3	3.0	3	0
Bengals	187	2443	13.1	85	21
Opponents	177	2202	12.4	68	13

INTERCEPTIONS	No	Yds	Avg	Lg	TD
Riley	9	141	15.7	53	1
Casanova	5	109	21.8	33	2
Cobb	3	55	18.3	28	0
Parrish	2	0	0.0	0	0
Harris	2	-3	-1.5	0	0
Williams	1	17	17.0	17	0
LeClair	1	9	9.0	9	0
Devlin	1	2	2.0	2	0
Jackson	1	0	0.0	0	0
Pritchard	1	0	0.0	0	0
Bengals	26	330	12.7	53	3
Opponents	15	102	6.8	29	0

PUNTING	No	Yds	Avg	TB	Lg	B
McNally	76	2999	39.5	6	61	0
Bengals	76	2999	39.5	6	61	0
Opponents	86	3287	38.2	-	-	-

PUNT RETURNS	Ret	FC	Yds	Avg	Lg	TD
Shelby	21	4	162	7.7	30	0
Parrish	20	2	122	6.1	32	0
Casanova	10	2	45	4.5	15	0
Cobb	3	2	14	4.7	7	0
Davis	0	3	0	-	-	0
Bengals	54	13	343	6.4	32	0
Opponents	41	-	323	7.9	-	1

KICKOFF RETURNS	No	Yds	Avg	Lg	TD
Shelby	30	761	25.4	97	1
Elliott	5	98	19.6	22	0
Parrish	3	62	20.7	28	0
Griffin	3	56	18.7	23	0
Hunt	2	24	12.0	17	0
Davis	4	21	5.3	12	0
Morgan	1	14	14.0	14	0
Fritts	1	10	10.0	10	0
Bengals	49	1046	21.3	97	1
Opponents	66	1616	24.5	-	0

				Cmp	Yds/	TD		Int		Sack-		
PASSING	Att	Cmp	Yds		Att	TD		Int		Lost	Rat	
Anderson	338	179	2367	53.0	7.00	19	5.6	14	4.1	85	34-235	75.9
Reaves	22	8	76	36.4	3.45	2	9.1	1	4.5	19	3-17	58.1
Bengals	360	187	2443	51.9	6.79	21	5.8	15	4.2	85	37-252	75.7
Opponents	364	177	2202	48.6	6.05	13	3.6	26	7.1	68	46-444	50.0

USUAL STARTERS

OFFENSE	DEFENSE
WR Billy Brooks	LE Gary Burley
LT Rufus Mayes	LDT Bob Brown
LG John Shinnors	RDT Ron Carpenter
C Bob Johnson	RE Coy Bacon
RG Dave Lapham	LLB Bo Harris
RT Vernon Holland	MLB Jim LeClair
TE Bob Trumpy	RLB Reggie Williams
WR Isaac Curtis	LCB Lemar Parrish
QB Ken Anderson	RCB Ken Riley
HB Archie Griffin	LS Tommy Casanova
FB Boobie Clark	RS Marvin Cobb,
	Bernard Jackson

FIELD GOALS	1-19	20-29	30-39	40-49	50+
Bahr	1-1	6-8	2-4	3-8	2-6
Bengals	1-1	6-8	2-4	3-8	2-6

FIELD GOAL ATTEMPTS BY GAME:
Bahr: (21G, 44N, 46N) (51G, 26G) (38B, 50N, 45B, 40N) (40G) (22N) (22G, 19G, 34N) (28G, 34G, 46N) (28N) (50N) (50G) (51N) (40G) (50N) (33G, 47G, 20G, 25G).

DEFENSE/SPECIAL TEAMS/MISC. DEF. *

Player	ST	AT	TT	Sks-Yds	PD	FF	FR-Yds
Williams	83	23	106	2-24	7	0	0-0
LeClair	81	25	106	0-0	3	1	0-0
Burley	69	11	80	10-90.5	1	1	1-0
Harris	54	15	69	1.5-5.4	4	3	14-2
Brown	55	10	65	2-21	0	1	1-0
Carpenter	50	15	65	5.5-5.4	3	0	2-0
Bacon	52	10	62	22-217	2	5	2-48
Cobb	36	7	43	0-0	5	0	0-0
Parrish	36	7	43	0-0	12	0	0-0
Jackson	30	5	35	0-0	8	0	3-13
Cameron	27	6	33	0-0	1	0	0-0
Casanova	25	6	31	0-0	7	0	1-25
Riley	28	2	30	0-0	14	0	2-0
Morgan	19	3	22	0-0	3	0	1-32
Devlin	15	4	19	0-0	1	0	0-0
Perry	14	3	17	0-0	2	0	1-0
Pritchard	14	1	15	1-12	1	1	0-0
Davis	9	2	11	0-0	0	0	0-0
Fairchild	5	2	7	0-0	0	0	0-0
K. Johnson	5	2	7	1-10	2	0	0-0
Kollar	5	0	5	1-10	1	0	0-0
Shelby	5	0	5	0-0	0	0	0-0
B. Johnson	3	1	4	0-0	0	0	0-0
Lapham	3	0	3	0-0	0	0	0-0
McDaniel	3	0	3	0-0	0	0	0-0
Fritts	2	0	2	0-0	0	0	0-0
Hunt	2	0	2	0-0	0	0	0-0
Myers	2	0	2	0-0	0	0	0-0
Coslet	1	1	2	0-0	0	0	0-0
Buinoch	1	0	1	0-0	0	0	0-0
Clark	1	0	1	0-0	0	0	0-0
Elliott	1	0	1	0-0	0	0	0-0
Shinnors	1	0	1	0-0	0	0	0-0

Blocked kicks: Bacon (1 blocked FG), Carpenter (1 blocked FG), Morgan (1 blocked FG).

*Press box statistics

1977 FINAL STATISTICS (8-6-0)

Head Coach: Bill Johnson

Date	W/L	Score	Opponent	Att
Sept. 18	L	3-13	Cleveland	52,847
Sept. 25	W	42-20	Seattle	45,579
Oct. 2	L	3-24	at San Diego	40,352
Oct. 9	W	17-7	at Green Bay	53,653
Oct. 17	L	14-20	at Pittsburgh	47,950
Oct. 23	L	13-24	Denver	54,395
Oct. 30	W	13-10*	Houston	53,194
Nov. 6	W	10-7	at Cleveland	81,932
Nov. 13	L	10-42	at Minnesota	45,371
Nov. 20	W	23-17	Miami	46,733
Nov. 27	W	30-13	N.Y. Giants	32,705
Dec. 4	W	27-7	at Kansas City	38,488
Dec. 10	W	17-10	Pittsburgh	36,133
Dec. 18	L	16-21	at Houston	46,212

TEAM STATISTICS	Bengals	Opponents
TOTAL FIRST DOWNS	248	253
Rushing	110	113
Passing	112	113
Penalty	26	27
TOTAL NET YARDS	4194	4124
Avg. Per Game	299.6	294.6
Total Plays	904	901
Avg. Per Play	4.6	4.6
NET YARDS RUSHING	1861	1897
Avg. Per Game	132.9	135.5
Total Rushes	488	525
NET YARDS PASSING	2333	2227
Avg. Per Game	166.6	159.1
Sacked-Yards Lost	31-217	25-226
Gross Yards	2550	2453
Att.-Completions	385-192	351-196
Completion Pct.	49.9	55.8
Had Intercepted	16	16
PUNTS-AVG.	70-41.6	72-37.6
PENALTIES-YARDS	89-859	103-788
FUMBLES-BALL LOST	37-16	34-23
TOUCHDOWNS	26	29
Rushing	10	15
Passing	12	14
Returns	4	0

Score by Periods	1	2	3	4	OT	Tot
Bengals	75	71	35	54	3	238
Opponents	38	97	36	64	0	235

SCORING	TD-Ru	Rc-Rt	PAT	FG	S	TP
Bahr	0	0	0	25-26	19-27	0 82
Brooks	4	0	4	0	0	24
P. Johnson	4	4	0	0	0	24
McInally	3	0	3	0	0	18
K. Anderson	2	2	0	0	0	12
Curtis	2	0	2	0	0	12
Davis	2	2	0	0	0	12
Williams	2	0	2	0	0	12
Bujnoch	1	1	0	0	0	6
Clark	1	1	0	0	0	6
Corbett	1	0	1	0	0	6
Elliott	1	0	1	0	0	6
Parrish	1	0	1	0	0	6
Shelby	1	0	1	0	0	6
Trumpy	1	0	1	0	0	6
Bengals	26	10	12	4	25-26	19-27 0 238
Opponents	29	15	14	0	26-29	11-18 1 235

PASSING	Att	Cmp	Yds	Cmp %	Yds/Att	TD	%	Int	%	Lg	Sack-Lost	Rat
K. Anderson	323	166	2145	51.4	6.64	11	3.4	11	3.4	94t	28-197	69.7
Reaves	59	24	383	40.7	6.49	0	0.0	5	8.5	40	2-17	27.6
Ma. Cobb	1	0	0	0.0	0.00	0	0.0	0	0.0	0	0-0	39.6
Griffin	1	1	18	100.0	18.00	1	100.0	0	0.0	18t	1-3	158.3
McInally	1	1	4	100.0	4.00	0	0.0	0	0.0	4	0-0	83.3
Bengals	385	192	2550	49.9	6.62	12	3.1	16	4.2	94t	31-217	64.3
Opponents	351	196	2453	55.8	6.99	14	4.0	16	4.6	82t	25-226	72.0

RUSHING	No	Yds	Avg	Lg	TD
P. Johnson	153	585	3.8	65	4
Griffin	137	549	4.0	31	0
Elliott	65	269	4.1	32	0
Clark	68	226	3.3	10t	1
K. Anderson	26	128	4.9	17t	2
Davis	27	81	3.0	13	2
Casanova	1	20	20.0	20	0
Bujnoch	1	4	4.0	4t	1
McInally	1	4	4.0	4	0
Ma. Cobb	1	0	0.0	0	0
Reaves	5	0	0.0	0	0
Corbett	1	-1	-1.0	-1	0
Brooks	2	-4	-2.0	4	0

Bengals	488	1861	3.8	65	10
Opponents	525	1897	3.6	38	15

RECEIVING	No	Yds	Avg	Lg	TD
Brooks	39	772	19.8	94t	4
Elliott	29	238	8.2	33	1
Griffin	28	240	8.6	24	0
Curtis	20	338	16.9	54	2
Trumpy	18	251	13.9	32	1
McInally	17	258	15.2	43t	3
McDaniel	12	148	12.3	31	0
Davis	9	83	9.2	28	0
Corbett	7	127	18.1	47t	1
Clark	7	33	4.7	11	0
P. Johnson	5	49	9.8	21	0
Walker	1	13	13.0	13	0
Bengals	192	2550	13.3	94t	12
Opponents	196	2453	12.5	82t	14

INTERCEPTIONS	No	Yds	Avg	Lg	TD
Parrish	3	95	31.7	47t	1
Williams	3	67	22.3	54t	1
Ma. Cobb	2	37	18.5	34	0
Harris	2	17	8.5	10	0
Riley	2	14	7.0	14	0
LeClair	2	8	4.0	8	0
Casanova	1	0	0.0	0	0
Morgan	1	0	0.0	0	0
Bengals	16	238	14.9	54t	2
Opponents	16	192	12.0	41	0

PUNTING	No	Yds	Avg	TB	Lg	B
McInally	67	2802	41.8	3	67	1
Bahr	2	88	44.0	0	45	0
Bengals	70	2890	41.3	3	67	1
Opponents	75	2822	37.6	-	-	-

PUNT RETURNS	Rel	FC	Yds	Avg	Lg	TD
Davis	19	6	220	11.6	70	0
Shelby	11	3	54	4.9	13	0
Parrish	4	0	30	7.5	11	0
Holden	3	0	14	4.7	13	0
J. Anderson	1	0	0	0.0	0	0
Casanova	1	1	6	6.0	6	0
Ma. Cobb	1	0	4	4.0	4	0
Williams	1	0	0	0.0	0	0
Bengals	41	10	328	8.0	70	0
Opponents	38	-	260	6.8	-	-

USUAL STARTERS

OFFENSE	DEFENSE
WR Isaac Curtis	LE Gary Burley
LT Rufus Mayes	LDT Eddie Edwards
LG John Shimmers	RDT Wilson Whitley
Glenn Bujnoch	RE Coy Bacon
C Bob Johnson	LLB Bo Harris
RG Dave Lapham	MLB Jim LeClair
RT Vernon Holland	RLB Reggie Williams
TE Bob Trumpy	LCB Lemar Parrish
WR Billy Brooks	RCB Ken Riley
QB Ken Anderson	SS Tommy Casanova
HB Archie Griffin	FS Marvin Cobb
FB Pete Johnson	

KICKOFF RETURNS	No	Yds	Avg	Lg	TD
Shelby	19	403	21.2	38	0
Griffin	9	192	21.3	31	0
J. Anderson	8	129	16.1	21	0
Davis	3	42	14.0	18	0
Holden	2	42	21.0	24	0
Elliott	1	23	23.0	23	0
Parrish	1	23	23.0	23	0
Ma. Cobb	1	15	15.0	15	0
P. Johnson	1	11	11.0	11	0
Fairchild	1	6	6.0	6	0
Bengals	46	886	19.3	38	0
Opponents	49	1029	21.4	-	0

FIELD GOALS	1-19	20-29	30-39	40-49	50+
Bahr	1-1	10-11	4-8	4-6	0-1
Bengals	1-1	10-11	4-8	4-6	0-1

FIELD GOAL ATTEMPTS BY GAME:
Bahr: (25G, 47N, 38N) (-) (35G, 36N, 32G) (-)
(24G, 57N, 19G) (39N, 23G, 22G) (47G) (23G, 48N) (43G, 44G, 42G) (32G) (20G, 35G) (37N, 24N, 24G) (24G, 27G, 28G)

DEFENSE/SPECIAL TEAMS/MISC. DEF.*

Player	ST	AT	TT	Sks-Yds	PD	FF	FR-Yds
Williams	104	16	120	0-5-7.5	2	1	2-0
LeClair	82	26	108	2-21	3	1	3-0
Edwards	60	11	71	4-31	1	1	1-0
Harris	50	17	67	2-20.5	9	0	0-0
Burley	55	11	66	8.5-71.5	1	0	1-0
Whitley	36	13	49	0-0	5	0	1-0
Riley	43	3	46	0-0	11	0	1-6
Ma. Cobb	34	8	42	0-0	4	0	0-0
Anderson	35	6	41	0-0	1	1	2-0
Bacon	27	9	36	5.5-45.5	3	0	2-0
Casanova	28	6	34	0.5-5	5	1	1-0
W. Johnson	28	4	32	1-11	0	0	0-0
Parrish	25	2	27	0-0	12	0	0-0
Morgan	24	3	27	0-0	6	0	1-0
Cameron	16	6	22	0-0	1	1	0-0
Phillips	15	1	16	0-0	2	1	1-0
Davis	10	2	12	0-0	0	0	1-0
Corbett	8	3	11	0-0	0	0	0-0
K. Johnson	5	2	7	1-13	0	0	0-0
Perry	6	0	6	0-0	0	0	0-0
Shelby	6	0	6	0-0	0	0	0-0
Holden	2	2	4	0-0	0	0	1-0
B. Johnson	2	1	3	0-0	0	0	0-0
Clark	2	0	2	0-0	0	0	0-0
Elliott	2	0	2	0-0	0	0	1-0
Griffin	2	0	2	0-0	0	0	1-0
P. Johnson	2	0	2	0-0	0	0	0-0
Brooks	1	0	1	0-0	0	0	0-0
Bujnoch	1	0	1	0-0	0	0	0-0
Curtis	1	0	1	0-0	0	0	0-0
Fairchild	1	0	1	0-0	0	0	0-0
McDaniel	1	0	1	0-0	0	0	1-0
Reaves	1	0	1	0-0	0	0	0-0
Walker	1	0	1	0-0	0	0	0-0
Welis	1	0	1	0-0	0	0	1-0
McInally	0	0	0	0-0	0	0	1-0

Blocked kicks: Davis (1 blocked punt), LeClair (1 blocked PAT), Perry (1 blocked punt), Phillips (1 blocked punt).

*Press box statistics

1978 FINAL STATISTICS (4-12-0)

Head Coaches: Bill Johnson (0-5).
 Homer Rice (4-7)

Date	W/L	Score	Opponent	Att
Sept. 3	L	23-24	Kansas City	41,810
Sept. 10	L	10-13*	at Cleveland	72,691
Sept. 17	L	3-28	Pittsburgh	50,260
Sept. 24	L	18-20	New Orleans	40,455
Oct. 1	L	12-28	at San Francisco	41,107
Oct. 9	L	0-21	at Miami	54,729
Oct. 15	L	3-10	New England	48,699
Oct. 22	L	0-5	at Buffalo	47,754
Oct. 29	W	28-13	Houston	50,532
Nov. 5	L	13-22	at San Diego	43,639
Nov. 13	L	21-34	Oakland	51,374
Nov. 19	L	6-7	at Pittsburgh	47,578
Nov. 26	L	10-17	at Houston	43,245
Dec. 3	W	37-7	Atlanta	25,336
Dec. 11	W	20-19	at Los Angeles	47,471
Dec. 17	W	48-16	Cleveland	46,985

*Overtime

TEAM STATISTICS	Bengals	Opponents
TOTAL FIRST DOWNS	271	269
Rushing	105	121
Passing	141	118
Penalty	25	30
TOTAL NET YARDS	4872	4632
Avg. Per Game	304.5	289.5
Total Plays	1034	1036
Avg. Per Play	4.7	4.5
NET YARDS RUSHING	2131	2396
Avg. Per Game	133.2	149.8
Total Rushes	526	607
NET YARDS PASSING	2741	2236
Avg. Per Game	171.3	139.8
Sacked-Yards Lost	38-298	33-284
Gross Yards	3039	2520
Att.-Completions	470-250	399-193
Completion Pct.	53.2	48.7
Had Intercepted	30	20
PUNTS-AVG.	95-42.4	108-41.6
PENALTIES-YARDS	110-956	123-1074
FUMBLES-BALL LOST	36-19	36-17
TOUCHDOWNS	29	34
Rushing	10	16
Passing	14	14
Returns	5	4

Score by Periods	1	2	3	4	OT	Tot
Bengals	30	79	46	97	0	252
Opponents	66	106	53	56	3	284

SCORING	Td-Ru-Rc-Rt	PAT	FG	S	TP
Bahr	0 0 0 0	26-29	16-30	0	74
P. Johnson	7 7 0 0	—	—	0	42
Bass	5 0 4 1	—	—	0	30
Curtis	3 0 3 0	—	—	0	18
A. Griffin	3 0 3 0	—	—	0	18
Perry	3 0 0 3	—	—	0	18
Brooks	2 0 2 0	—	—	0	12
Davis	2 2 0 0	—	—	0	12
Walker	2 0 2 0	—	—	0	12
Anderson	1 1 0 0	—	—	0	6
Jauron	1 0 0 1	—	—	0	6
Burley	0 0 0 0	—	—	1	2
TEAM	0 0 0 0	—	—	1	2
Bengals	29 10 14 5	26-29	16-30	2	252
Opponents	34 16 14 4	30-34	16-23	1	284

PASSING	Att	Cmp	Yds	Cmp %	Yds/Att	TD	%	Int	%	Sack-Lost	Int	%	Int	%	Int	%
Anderson	319	173	2219	54.2	6.96	10	3.1	22	6.9	57	30-237	58.0				
Reaves	144	74	790	51.4	5.49	3	2.1	8	5.6	51	8-61	51.6				
Hertel	4	1	9	25.0	2.25	0	0.0	0	0.0	9	0-0	39.6				
A. Griffin	3	2	21	66.7	7.00	1	33.3	0	0.0	18	0-0	126.4				
Bengals	470	250	3039	53.2	6.47	14	3.0	30	6.4	57	38-298	56.7				
Opponents	396	193	2520	48.7	6.36	14	3.5	20	5.1	53	33-284	60.0				

RUSHING	No	Yds	Avg	Lg	TD
P. Johnson	180	762	4.2	50	7
A. Griffin	132	484	3.7	30	0
Turner	84	333	4.0	65	0
Clark	40	187	4.7	20	0
Anderson	29	167	5.8	16	1
Elliott	29	75	2.6	12	0
Davis	21	57	2.7	15	2
Reaves	6	50	8.3	20	0
Dinkel	1	20	20.0	20	0
Curtis	1	1	1.0	1	0
Hertel	1	0	0.0	0	0
Law	1	-1	-1.0	-1	0
Bass	1	-4	-4.0	-4	0
Bengals	526	2131	4.1	65	10
Opponents	607	2396	3.9	70	16

RECEIVING	No	Yds	Avg	Lg	TD
Curtis	47	737	15.7	57	3
A. Griffin	35	284	8.1	27	3
P. Johnson	31	236	7.6	34	0
Brooks	30	506	16.9	45	2
Bass	27	447	16.6	51	4
McInally	15	189	12.6	49	0
Corbett	12	187	15.6	51	0
Walker	12	126	10.5	28	2
Elliott	12	100	8.3	18	0
Clark	11	73	6.6	26	0
Turner	11	50	4.5	8	0
Law	5	81	16.2	20	0
Davis	2	23	11.5	14	0
Bengals	250	3039	12.2	57	14
Opponents	193	2520	13.1	53	14

INTERCEPTIONS	No	Yds	Avg	Lg	TD
Jauron	4	52	13.0	24	1
Perry	3	59	19.7	39	2
Riley	3	33	11.0	17	0
Breeden	3	25	8.3	18	0
Morgan	1	64	64.0	64	0
Shumron	1	48	48.0	48	0
Cobb	1	13	13.0	13	0
LeClair	1	11	11.0	11	0
Edwards	1	11	11.0	11	0
Dinkel	1	2	2.0	2	0
Bengals	20	319	16.0	64	3
Opponents	30	211	7.0	40	2

PUNTING	No	Yds	Avg	TB	Lg	B
McInally	91	3919	43.1	10	65	0
Bahr	4	108	27.0	1	41	0
Bengals	95	4027	42.4	11	65	0
Opponents	108	4496	41.6	—	—	—

PUNT RETURNS	Ret	FC	Yds	Avg	Lg	TD
Law	25	4	106	4.2	17	0
Davis	22	8	130	5.9	12	0
Breeden	6	1	-12	-2.0	1	0
Bass	3	0	8	2.7	7	0
Jauron	3	2	32	10.7	15	0
Bengals	59	15	264	4.5	17	0
Opponents	58	—	564	9.7	—	0

USUAL STARTERS

OFFENSE	DEFENSE
WR Isaac Curtis	LE Gary Burley
LT Mike Wilson,	LDT Wilson Whitley
Rufus Mayes	RDT Eddie Edwards
LG Glenn Bujnoch	RE Ross Browner
C Blair Bush	LLB Glenn Cameron
RG Dave Lapham	MLB Jim LeClair
RT Vernon Holland	LCB Reggie Williams
TE Don Bass	RFB Louis Breeden
WR Billy Brooks	RCB Ken Riley
QB Ken Anderson	SS Marvin Cobb
HB Archie Griffin	FS Scott Perry
Deacon Turner	
Pete Johnson	
Boobie Clark	

KICKOFF RETURNS	No	Yds	Avg	Lg	TD
R. Griffin	37	787	21.3	39	0
Bass	7	138	19.7	33	0
A. Griffin	4	94	23.5	26	0
Davis	3	51	17.0	21	0
Law	2	30	15.0	17	0
Turner	1	24	24.0	24	0
Corbett	1	15	15.0	15	0
Breeden	1	12	12.0	12	0
Clark	1	11	11.0	11	0
Vincent	1	2	2.0	2	0
Bengals	58	1164	20.1	39	0
Opponents	49	1105	22.6	—	0

FIELD GOALS	1-19	20-29	30-39	40-49	50+
Bahr	0-0	5-7	4-8	6-12	1-3
Bengals	0-0	5-7	4-8	6-12	1-3

FIELD GOAL ATTEMPTS BY GAME:
 Bahr: (42G) (30B, 37N, 37G) (50N, 33G) (47N, 42G, 22G, 20G) (46G) (29B) (25N, 52G, 44N, 51N) (-) (45N) (49N) (-) (48N, 29G, 48G) (38N, 34G) (46N, 32G) (24G, 37B, 42G) (23G, 49G).

DEFENSE/SPECIAL TEAMS/MISC. DEF.*

Player	ST	AT	TT	Yds	PD	FF	FR
LeClair	91	27	118	2-22	2	1	0-0
Cameron	63	30	93	3-23	4	0	0-0
Williams	69	17	86	3-20	10	1	1-30
Burley	63	19	82	4-29	2	2	0-0
Breeden	60	9	69	1-4	12	0	0-0
Browner	53	16	69	6-5-73.5	2	2	3-21
Cobb	50	12	62	0-0	12	0	0-0
Whitley	43	15	58	3-30	2	0	2-10
Edwards	45	12	57	5-5-39.5	0	1	3-0
Dinkel	30	11	41	2-16	1	1	2-0
Jauron	29	12	41	1-15	4	0	0-0
Perry	35	14	49	0-0	8	0	0-0
Riley	26	2	28	0-0	11	0	1-0
DePaso	15	5	20	0-0	0	1	0-0
Morgan	14	6	20	0-0	3	1	0-0
Shumron	6	5	11	0-0	0	0	0-0
Clark	10	0	10	0-0	0	0	0-0
Corbett	9	1	10	0-0	0	0	0-0
Vincent	6	4	10	0-0	1	0	0-0
R. Griffin	9	0	9	0-0	0	0	1-0
Davis	8	1	9	0-0	0	0	0-0
Harris	7	0	7	2-12	2	0	1-0
Bush	6	1	7	0-0	0	0	0-0
Devlin	3	3	6	0-0	0	0	0-0
Rud	5	0	5	0-0	0	0	0-0
Bass	4	0	4	0-0	0	0	1-0
Elliott	3	0	3	0-0	0	0	0-0
Phillips	3	0	3	0-0	0	0	0-0
Pureitorty	3	0	3	0-0	0	0	0-0
A. Griffin	2	0	2	0-0	0	0	0-0
B. Johnson	2	0	2	0-0	0	0	1-0
Lapham	2	0	2	0-0	0	0	0-0
Law	2	0	2	0-0	0	0	0-0
Bahr	1	1	2	0-0	0	0	0-0
Curtis	1	0	1	0-0	0	0	0-0
McInally	1	0	1	0-0	0	0	0-0
Turner	0	1	1	0-0	0	0	0-0

Blocked kicks: Perry (1 blocked punt).

*Press box statistics

1979 FINAL STATISTICS (4-12-0)

Head Coach: Homer Rice

Date	W/L	Score	Opponent	Att
Sept. 2	L	0-10	at Denver	74,788
Sept. 9	L	24-51	at Buffalo	43,504
Sept. 16	L	14-20	New England	41,805
Sept. 23	L	27-30*	Houston	45,615
Sept. 30	L	13-38	at Dallas	63,179
Oct. 7	L	7-10	Kansas City	40,041
Oct. 14	W	34-10	Pittsburgh	52,381
Oct. 21	L	27-28	at Cleveland	75,119
Oct. 28	W	37-13	Philadelphia	42,036
Nov. 4	L	28-38	at Baltimore	37,740
Nov. 11	L	24-26	San Diego	40,782
Nov. 18	L	21-42	at Houston	49,829
Nov. 25	W	34-28	St. Louis	25,103
Dec. 2	L	17-37	at Pittsburgh	46,521
Dec. 9	L	14-28	at Washington	52,882
Dec. 16	W	16-12	Cleveland	42,183

*Overtime

TEAM STATISTICS	Bengals	Opponents
TOTAL FIRST DOWNS	289	334
Rushing	138	133
Passing	131	175
Penalty	20	26
TOTAL NET YARDS	4639	5911
Avg. Per Game	289.9	369.4
Total Plays	1049	1052
Avg. Per Play	4.4	5.6
NET YARDS RUSHING	2329	2219
Avg. Per Game	145.6	138.7
Total Rushes	560	528
NET YARDS PASSING	2310	3692
Avg. Per Game	144.4	230.8
Sacked-Yards Lost	63-511	32-216
Gross Yards	2821	3908
Att.-Completions	426-228	492-275
Completion Pct.	53.5	55.9
Had Intercepted	15	20
PUNTS-AVG.	91-40.4	71-39.6
PENALTIES-YARDS	88-744	101-871
FUMBLES-BALL LOST	24-14	39-24
TOUCHDOWNS	43	52
Rushing	23	22
Passing	17	27
Returns	3	3

Score by Periods	1	2	3	4	OT	Total
Bengals	83	115	75	64	0	337
Opponents	57	140	106	115	3	421

SCORING	TD-Ru	Rc-Rt	PAT	FG	S	TP
P. Johnson	15	14	1	0	-	0
Bahr	0	0	0	0	40-42	13-23
Curtis	8	0	8	0	-	0
Thompson	5	5	0	0	-	0
Bass	3	0	3	0	-	0
Anderson	2	2	0	0	-	0
A. Griffin	2	0	2	0	-	0
Alexander	1	1	0	0	-	0
Brooks	1	0	1	0	-	0
R. Griffin	1	0	1	0	-	0
Kurnick	1	0	0	1	-	0
LeClair	1	0	0	1	-	0
Ross	1	0	1	0	-	0
Turner	1	1	0	0	-	0
Walker	1	0	1	0	-	0
Bengals	43	23	17	3	40-43	13-23
Opponents	52	22	27	3	49-52	20-27

PASSING	Att	Cmp	Yds	Cmp %	Yds/Att	TD	Int	Lg	Sack-Lost	Rat
Anderson	339	189	2340	55.8	6.90	16	4	73	46-324	80.7
Thompson	87	39	481	44.8	5.53	1	1	5	16-178	42.4
Kreider	0	0	0	-	-	0	-	-	-	-
Bengals	426	228	2821	53.5	6.62	17	4	73	63-511	72.9
Opponents	492	275	3908	55.9	7.94	27	5	59	32-216	83.1

RUSHING	No	Yds	Avg	Lg	TD
P. Johnson	243	865	3.6	35t	14
A. Griffin	140	688	4.9	63	0
Alexander	88	286	3.3	17	1
Anderson	28	235	8.4	21	2
Thompson	21	116	5.5	21	5
Turner	28	86	3.1	10	1
Bass	4	35	8.8	14	0
McInally	1	18	18.0	18	0
Dinkel	2	14	7.0	9	0
Kreider	2	0	0.0	0	0
Poole	1	-3	-3.0	-3	0
Curtis	2	-11	-5.5	-4	0
Bengals	560	2329	4.2	63	23
Opponents	528	2219	4.2	36	22

RECEIVING	No	Yds	Avg	Lg	TD
Bass	58	724	12.5	50	3
A. Griffin	43	417	9.7	52t	2
Ross	41	516	12.6	41	1
Curtis	32	605	18.9	67t	8
P. Johnson	24	154	6.4	15t	1
Alexander	11	91	8.3	13	0
Brooks	8	214	26.8	73t	1
Corbett	3	34	11.3	15	0
Kreider	3	20	6.7	8	0
Turner	2	18	9.0	10	0
McInally	1	24	24.0	24	0
Walker	1	14	14.0	14	0
Poole	1	-10	-10.0	-10	0
Bengals	228	2821	12.4	73t	17
Opponents	275	3908	14.2	59	27

INTERCEPTIONS	No	Yds	Avg	Lg	TD
Jauron	6	41	6.8	12	0
R. Griffin	4	167	41.8	96t	1
Cobb	3	19	6.3	14	0
Williams	2	5	2.5	3	0
J. Browner	1	15	15.0	15	0
Perry	1	11	11.0	11	0
Whitley	1	2	2.0	2	0
LeClair	1	0	0.0	0	0
Riley	1	0	0.0	0	0
Bengals	20	260	13.0	96t	1
Opponents	15	305	20.3	68	2

PUNTING	No	Yds	Avg	TB	Lg	B
McInally	89	3678	41.3	12	61	2
Bengals	91	3678	40.4	12	61	2
Opponents	71	2812	39.6	-	-	-

PUNT RETURNS	Ret	FC	Yds	Avg	Lg	TD
Lusby	32	4	260	8.1	40	0
Levenseller	8	2	46	5.8	21	0
Burk	1	1	0	0.0	0	0
Jauron	1	2	10	10.0	10	0
Bengals	42	9	316	7.5	40	0
Opponents	48	-	325	6.8	-	0

KICKOFF RETURNS	No	Yds	Avg	Lg	TD
Turner	55	1149	20.9	36	0
Poole	7	128	18.3	24	0
Lusby	6	92	15.3	28	0
J. Browner	6	87	14.5	26	0
Kurnick	4	60	15.0	20	0
R. Browner	2	29	14.5	15	0
R. Griffin	1	15	15.0	15	0
Bengals	81	1560	19.3	36	0
Opponents	63	1258	20.0	-	0

USUAL STARTERS

OFFENSE	DEFENSE
WR Don Bass	LE Gary Burley
LT Mike Wilson	LDT Eddie Edwards
LG Glenn Bujnoch	RDT Wilson Whitley
C Blair Bush	RE Ross Browner
RG Dave Lapham	LLB Bo Harris
RT Vernon Holland	MLB Jim LeClair
TE Dan Ross	RLB Reggie Williams
WR Isaac Curtis	LCB Louis Breedren
QB Ken Anderson	RCB Ken Riley
HB Archie Griffin	SS Marvin Cobb
FB Pete Johnson	FS Dick Jauron

FIELD GOALS	1-19	20-29	30-39	40-49	50+
Bahr	0-0	4-6	3-7	4-8	2-2
Bengals	0-0	4-6	3-7	4-8	2-2

FIELD GOAL ATTEMPTS BY GAME:

Bahr: (-) (24G) (37N) (48N, 55G, 32N, 52G) (48G, 38G) (43N) (49N) (25N) (24G, 24G, 43G) (38N) (28G) (-) (38G, 33G, 27N) (37N, 46G) (-) (43G, 46N).

DEFENSE/SPECIAL TEAMS/MISC. DEF.*

Player	ST	AT	TT	Sks-Yds	PD	FF	FR-Yds
LeClair	92	46	138	0-0	5	0	1-27
Williams	66	25	91	3-16	5	2	1-0
Harris	59	18	77	4-33	4	1	0-0
Jauron	55	18	73	0-0	5	2	3-0
Cobb	50	17	67	0-0	7	0	0-0
Burley	56	10	66	5-40	2	0	0-0
R. Browner	48	16	64	6-36.5	2	1	2-0
J. Browner	48	13	61	0-0	4	2	1-0
Edwards	40	15	55	4-5-40	2	0	2-0
Whitley	32	11	43	3.5-19.5	3	1	2-0
Riley	33	9	42	0-0	13	0	3-31
Dinkel	31	11	42	1-1	1	0	0-0
Cameron	29	12	41	0-0	1	0	0-0
Perry	23	9	32	0-0	3	0	0-0
R. Griffin	30	1	31	0-0	6	0	1-0
White	20	8	28	2-16	0	0	0-0
Breedren	17	5	22	0-0	5	0	0-0
Mitchell	13	7	20	3-14	1	0	0-0
Rudd	14	5	19	0-0	0	0	0-0
Kurnick	16	1	17	0-0	0	2	2-38
Levenseller	14	2	16	0-0	0	0	2-0
Lusby	11	1	12	0-0	0	1	2-0
Burk	4	1	5	0-0	0	0	1-0
Poole	4	1	5	0-0	0	0	1-0
Corbett	3	0	3	0-0	0	0	0-0
Walker	3	0	3	0-0	0	0	0-0
Wilson	2	0	2	0-0	0	0	0-0
Alexander	1	0	1	0-0	0	0	0-0
Bahr	1	0	1	0-0	0	0	0-0
Bush	1	0	1	0-0	0	0	0-0
Curtis	1	0	1	0-0	0	0	0-0
P. Johnson	1	0	1	0-0	0	0	0-0
Lapham	1	0	1	0-0	0	0	0-0
Montoya	1	0	1	0-0	0	0	0-0

Blocked Kicks: Burley (1 blocked FG), Cobb (1 blocked FG).

*Press box statistics

1980 FINAL STATISTICS (6-10-0)

Head Coach: Forrest Gregg					RUSHING		No	Yds	Avg	Lg	TD
Date	W/L	Score	Opponent	Att	Johnson	186	747	4.0	57	6	
Sept. 7	L	12-17	Tampa Bay	43,211	Alexander	169	702	4.2	37	2	
Sept. 14	L	16-17	at Miami	38,322	A. Griffin	85	260	3.1	14	0	
Sept. 21	W	30-28	Pittsburgh	52,490	Turner	30	130	4.3	24	0	
Sept. 28	L	10-13	Houston	50,413	Anderson	16	122	7.6	20	0	
Oct. 5	L	9-14	at Green Bay	55,006	Thompson	18	84	4.7	15	1	
Oct. 12	W	17-16	at Pittsburgh	53,668	Montgomery	1	12	12.0	12	0	
Oct. 19	W	14-0	Minnesota	44,487	Levenseller	1	6	6.0	6	0	
Oct. 26	L	3-23	at Houston	49,189	Poole	5	6	1.2	7	0	
Nov. 2	L	14-31	San Diego	46,406	M. Harris	1	0	0.0	0	0	
Nov. 9	L	17-28	at Oakland	44,132	McInally	1	0	0.0	0	0	
Nov. 16	L	0-14	Buffalo	40,836	Bengals	513	2069	4.0	57	9	
Nov. 23	L	7-31	at Cleveland	79,253	Opponents	469	1680	3.6	55	13	
Nov. 30	W	20-6	at Kansas City	41,594							
Dec. 7	W	34-33	Baltimore	35,651	RECEIVING	No	Yds	Avg	Lg	TD	
Dec. 14	W	17-14*	at Chicago	48,808	Ross	56	724	12.9	37	4	
Dec. 21	L	24-27	Cleveland	50,058	Curtis	43	610	14.2	67	3	
*Overtime					Alexander	36	192	5.3	23	0	

TEAM STATISTICS	Bengals	Opponents
TOTAL FIRST DOWNS	283	286
Rushing	111	111
Passing	147	154
Penalty	25	21
TOTAL NET YARDS	4884	4804
Avg. Per Game	305.3	300.3
Total Plays	1060	995
Avg. Per Play	4.6	4.8
NET YARDS RUSHING	2069	1680
Avg. Per Game	129.3	105.0
Total Rushes	513	468
NET YARDS PASSING	2815	3124
Avg. Per Game	175.9	195.3
Sacked-Yards Lost	37-287	35-302
Gross Yards	3102	3426
Att.-Completions	510-281	491-288
Completion Pct.	55.1	57.8
Had Intercepted	25	20
PUNTS-AVG.	87-39.7	72-38.3
PENALTIES-YARDS	118-949	106-809
FUMBLES-BALL LOSS	22-8	44-22
TOUCHDOWNS	28	36
Rushing	9	13
Passing	17	22
Returns	2	1

Score by Periods	1	2	3	4	OT	Tot
Bengals	80	65	30	66	3	244
Opponents	17	109	85	101	0	312

SCORING	TD	Ru	Rc	Rt	PAT	FG	S	T
Sunter	0	0	0	0	15-15	11-20	0	40
Johnson	7	6	1	0	—	—	0	43
Bass	6	0	6	0	—	—	0	30
Ross	4	0	4	0	—	—	0	24
Breech	0	0	0	0	11-12	4-7	0	23
Curtis	3	0	3	0	—	—	0	18
Alexander	2	2	0	0	—	—	0	13
R. Griffin	2	0	0	2	—	—	0	12
McInally	2	0	2	0	—	—	0	12
Thompson	1	1	0	0	—	—	0	6
Turner	1	0	1	0	—	—	0	6
Williams	0	0	0	0	—	—	1	3
Vitello	0	0	0	0	1-1	0-2	0	3
TEAM	0	0	0	0	—	—	—	—
Bengals	28	9	12	2	27-28	15-29	2	24
Opponents	38	13	27	3	36-38	16-27	0	31

PASSING	Att	Cmp	Yds	Cmp %	Yds/Att	TD	Int	Lg	Sack-Lost	Rat
Anderson	275	166	1778	60.4	6.47	6	2.2	13	4.7	67.1
Thompson	234	115	1324	49.1	5.66	11	4.7	12	5.1	59.1
Kreider	2	0	0	0.0	0.00	0	0.0	0	0.0	0.0
Bengals	510	281	3102	55.1	6.08	17	3.3	25	4.9	67.1
Opponents	491	284	3426	57.8	6.98	22	4.5	20	4.1	68.1

USUAL STARTERS

OFFENSE	DEFENSE
WR Don Bass	LE Eddie Edwards
LT Anthony Munoz	NT Wilson Whitley
LG Glenn Bujnoch	RE Ross Browner
C Blair Bush	LOLB Tom Dinkel,
RG Max Montoya	Bo Harris
TE Mike Wilson	LiLB Jim LeClair
RT Dan Ross	RiLB Glenn Cameron
WR Isaac Curtis	ROLB Reggie Williams
QB Ken Anderson	LCB Ray Griffin
HB Charles Alexander,	RCB Ken Riley
Archie Griffin	SS Greg Bright
FB Pete Johnson,	FS Dick Jauron
Charles Alexander	

FIELD GOALS	1-19	20-29	30-39	40-49	50+
Sunter	0-0	7-7	3-7	1-5	0-1
Breech	0-0	2-2	1-2	1-3	0-0
Vitiello	0-0	0-0	0-2	0-0	0-0
Bengals	0-0	9-9	4-11	2-8	0-1

FIELD GOAL ATTEMPTS BY GAME:
Sunter: (35G) (48N, 46N) (32N, 21G, 42G, 27G)
 (26G) (20G, 31G, 34G) (24G, 52N, 38N) (33N)
 (23G, 43N) (35N) (29G, 43N) (-) (-) (-) (-) (-) (-)
Vitiello: (-) (-) (-) (-) (-) (-) (-) (-) (-) (-)
 (30B, 33N) (-) (-) (-), **Breech:** (-) (-) (-) (-) (-)
 (-) (-) (-) (-) (-) (-) (-) (-) (-) (-) (-) (-)
 (-) (-) (-) (-) (-) (-) (-) (-) (-) (-) (-) (-)
 45N) (21G, 32G) (28G)
 47N) (33N, 42G)

DEFENSE/SPECIAL TEAMS/MISC. DEF.*							
Player	ST	AT	TT	Sks		PD	FY
				Yds	PF		
LeClair	74	24	98	0-0	7	0	1-0
Cameron	74	12	86	0-0	2	2	1-0
Williams	64	16	80	2-22	3	0	1-0
Dinkel	49	14	63	1-11	2	0	3-0
R. Griffin	50	8	58	0-0	8	1	2-1
R. Browner	47	11	58	8-74	5	0	1-0
B. Harris	44	11	55	2-11	3	2	2-1
Riley	51	3	54	0-0	14	0	1-0
Hicks	46	6	52	1-10	4	1	1-0
Jauron	40	9	49	0-0	3	1	1-0
Bright	37	10	47	1-10	2	1	3-0
Edwards	42	1	43	12-05	1	0	1-0
Bredsen	38	0	38	0-0	12	0	0-0
Simpkins	26	10	36	1-0	2	1	1-0
Whitley	25	7	32	2-16	0	0	0-0
Pazzano	11	4	15	0-0	0	0	1-0
Poole	10	1	11	0-0	0	1	1-0
St. Clair	10	1	11	5-43	0	0	0-0
Burley	9	0	9	0-0	1	0	0-0
Levenseller	7	1	8	0-0	0	0	0-0
M. Harris	7	0	7	0-0	0	0	0-0
White	6	1	7	0-0	0	0	0-0
Montroise	6	0	6	0-0	0	0	1-0
Bush	4	1	5	0-0	0	0	0-0
Horn	3	1	4	0-0	1	0	0-0
Heath	3	0	3	0-0	1	0	0-0
Wilson	3	0	3	0-0	0	0	0-0
Suggs	2	1	3	0-0	0	0	0-0
Breech	2	0	2	0-0	0	0	0-0
J. Browner	2	0	2	0-0	1	0	0-0
Glass	2	0	2	0-0	0	0	0-0
Moore	2	0	2	0-0	0	0	0-0
Munoz	2	0	2	0-0	0	0	0-0
Ross	2	0	2	0-0	0	0	0-0
Alexander	1	0	1	0-0	0	0	0-0
Bujnoch	1	0	1	0-0	0	0	0-0
Corbett	1	0	1	0-0	0	0	0-0
Curtis	1	0	1	0-0	0	0	0-0
A. Griffin	1	0	1	0-0	0	0	0-0
Lapham	1	0	1	0-0	0	0	0-0
Montgomery	1	0	1	0-0	0	0	0-0
Thomson	1	0	1	0-0	0	0	0-0
Thompson	1	0	1	0-0	0	0	0-0

Blocked kicks: Glass (1 blocked FG), White (1 blocked FG, 1 blocked PAT).

*Press box statistics

1981 FINAL STATISTICS (12-4-0)

USUAL STARTERS

OFFENSE		DEFENSE	
WR	Cris Collinsworth	LE	Eddie Edwards
LT	Anthony Munoz	NT	Wilson Whitley
LG	Dave Lapham	RE	Ross Browner
C	Blair Bush	LOLB	Bo Harris
RG	Max Montoya	LILB	Jim LeClair
RT	Mike Wilson	RILB	Glenn Cameron
TE	Dan Ross	ROLB	Reggie Williams
WR	Isaac Curtis	LCB	Louis Breeden
QB	Ken Anderson	RCB	Ken Riley
HB	Charles Alexander	SS	Bobby Kemp
FB	Pete Johnson	SF	Bryan Hicks

Date	W/L	Score	Opponent	Alt
Sept. 6	W	27-21	Seattle	41,177
Sept. 13	W	31-30	at N.Y. Jets	49,454
Sept. 20	L	17-20	Cleveland	52,170
Sept. 27	W	27-24*	Buffalo	46,418
Oct. 4	L	10-17	at Houston	44,350
Oct. 11	W	41-19	at Baltimore	33,060
Oct. 18	W	34-7	Pittsburgh	57,090
Oct. 25	L	7-17	at New Orleans	46,336
Nov. 1	W	34-21	Houston	54,736
Nov. 8	W	40-17	at San Diego	51,259
Nov. 15	W	24-10	Los Angeles	56,836
Nov. 22	W	38-21	Denver	57,207
Nov. 29	W	41-21	at Cleveland	75,186
Dec. 6	L	3-21	San Francisco	56,796
Dec. 13	W	17-10	at Pittsburgh	50,623
Dec. 20	W	30-28	at Atlanta	35,972

TEAM STATISTICS	Bengals	Opponents
TOTAL FIRST DOWNS	361	324
Rushing	124	126
Passing	210	167
Penalty	27	31
3rd Down Efficiency	45.2	42.5
POSSESSION AVG.	30:52	29:08
TOTAL NET YARDS	5968	5289
Avg. Per Game	373.0	330.6
Total Plays	1078	1055
Avg. Per Play	5.5	5.0
NET YARDS RUSHING	1973	1881
Avg. Per Game	123.3	117.6
Total Rushes	493	465
NET YARDS PASSING	3995	3408
Avg. Per Game	249.7	213.0
Sacked-Yards Lost	35-205	42-349
Gross Yards	4200	3757
Att.-Completions	550-332	548-316
Completion Pct.	60.4	57.7
Had Intercepted	12	19
PUNTS-AVG.	73-44.8	81-40.3
PENALTIES-YARDS	109-896	104-787
FUMBLES-BALL LOST	25-12	32-18
TOUCHDOWNS	51	38
Rushing	19	12
Passing	30	24
Returns	2	2

Score by Periods	1	2	3	4	OT	Total
Bengals	74	150	58	136	3	421
Opponents	38	111	17	138	0	304

SCORING	TD-Ru	Rc-Rt	PAT	FG	S	TP	
Breech	0	0	0	49-51	22-32	0 115	
Johnson	16	12	4	0	-	0 96	
Collinsworth	8	0	0	0	-	0 48	
Kreider	5	0	5	0	-	0 30	
Ross	5	0	5	0	-	0 30	
A. Griffin	4	3	1	0	-	0 24	
Alexander	3	2	1	0	-	0 18	
Curtis	2	0	2	0	-	0 12	
M. Harris	2	0	2	0	-	0 12	
Verser	2	0	2	0	-	0 12	
Anderson	1	1	0	0	-	0 6	
Breeden	1	0	0	1	-	0 6	
Hargrove	1	1	0	0	-	0 6	
St. Clair	1	0	0	1	-	0 6	
Bengals	51	19	30	2	49-51	22-32	0 421
Opponents	38	12	24	2	38-38	12-21	1 304

RUSHING	No	Yds	Avg	Lg	TD
Johnson	274	1077	3.9	39	12
Anderson	46	320	7.0	25	1
Alexander	98	292	3.0	16	2
A. Griffin	47	163	3.5	23	3
Hargrove	16	66	4.1	27	1
Schonert	7	41	5.9	19	1
Kreider	1	21	21.0	21	0
Verser	2	11	5.5	9	0
Bass	1	9	9.0	9	0
McInally	1	-27	-27.0	-27	0
Bengals	493	1973	4.0	39	19
Opponents	465	1881	4.0	43	12

RECEIVING	No	Yds	Avg	Lg	TD
Ross	71	910	12.8	37	5
Collinsworth	67	1009	15.1	74	8
Johnson	46	320	7.0	33	4
Curtis	37	609	16.5	68	2
Kreider	37	520	14.1	46	5
Alexander	28	262	9.4	65	1
A. Griffin	20	160	8.0	17	1
M. Harris	13	181	13.9	42	2
Verser	6	161	26.8	73	2
McInally	6	68	11.3	20	0
Hargrove	1	0	0.0	0	0
Bengals	332	4200	12.7	74	30
Opponents	316	3757	11.9	65	24

INTERCEPTIONS	No	Yds	Avg	Lg	TD
Riley	5	6	1.2	6	0
Breeden	4	145	36.3	102	1
Williams	4	33	8.3	14	0
B. Harris	2	92	46.0	49	0
Fuller	1	31	31.0	31	0
Razzano	1	11	11.0	11	0
Cameron	1	0	0.0	0	0
LeClair	1	0	0.0	0	0
Bengals	19	318	16.7	102	1
Opponents	12	143	11.9	38	1

PUNTING	No	Yds	Avg	TB	Lg	B
McInally	72	3272	45.4	11	62	1
Bengals	73	3272	44.8	11	62	1
Opponents	81	3266	40.3	-	-	-

PUNT RETURNS	Ret	FC	Yds	Avg	Lg	TD
Fuller	23	13	177	7.7	34	0
Simmons	5	6	24	4.8	11	0
Hicks	1	0	4	4.0	4	0
Bengals	29	19	205	7.1	34	0
Opponents	42	-	416	9.9	-	0

KICKOFF RETURNS	No	Yds	Avg	Lg	TD
Verser	29	691	23.8	78	0
Chapman	8	171	21.4	29	0
A. Griffin	6	119	19.8	28	0
Fuller	1	34	34.0	34	0
R. Griffin	2	31	15.5	17	0
Simmons	1	10	10.0	10	0
Dinkel	1	0	0.0	0	0
Kemp	1	0	0.0	0	0
Razzano	1	fair catch	-	-	0
Bengals	49	1056	21.6	78	0
Opponents	80	1612	20.2	96	1

PASSING	Att	Cmp	Yds	Cmp %	Yds/Att	TD	%	Int	%	Lg	Sack-Lost	Rat
Anderson	479	300	3754	62.6	7.84	29	6.1	10	2.1	74	25-140	98.4
Thompson	49	21	267	42.9	5.45	1	2.0	2	4.1	21	7-61	50.3
Schonert	19	10	166	52.6	8.74	0	0.0	0	0.0	36	3-4	82.3
Kreider	3	1	13	33.3	4.33	0	0.0	0	0.0	13	0-0	47.9
Bengals	550	332	4200	60.4	7.64	30	5.5	12	2.2	74	35-205	93.3
Opponents	548	316	3757	57.7	6.86	24	4.4	19	3.5	65	42-349	78.9

FIELD GOALS	1-19	20-29	30-39	40-49	50+
Breech	0-0	9-11	7-9	5-11	1-1
Bengals	0-0	9-11	7-9	5-11	1-1

FIELD GOAL ATTEMPTS BY GAME:	
Breech: (25G, 40G, 43N) (25N, 44G) (42B, 29N, 21G) (23G, 28G) (45G, 36N, 48N) (38G, 24G) (27G, 23G) (-) (30G, 51G) (43G, 33G) (37G) (38G, 46N, 48N) (-) (30G) (38G, 41N) (39N, 29G, 20G, 45G).	

DEFENSE/SPECIAL TEAMS/MISC. DEF.*	Player	ST	AT	TT	Sks-Yds	PD	FF	FR-Yds
	LeClair	81	31	112	1-10	7	0	1-0
	Williams	83	23	106	11-90	3	3	3-0
	Cameron	76	20	96	0-0	7	3	0-0
	B. Harris	69	20	89	2-11	5	0	2-3
	Breeden	67	13	80	0-0	12	1	1-10
	Hicks	53	22	75	0-0	8	1	2-3
	Kemp	53	17	70	1-6	8	2	0-0
	Browner	47	11	58	9-80	2	2	1-0
	Edwards	36	11	47	10-89	0	2	1-0
	Riley	38	5	43	0-0	14	1	1-0
	Razzano	31	10	41	0-0	0	2	0-0
	Whitley	23	8	31	2-12	0	0	0-0
	Dinkel	24	4	28	0-0	0	0	0-0
	Simmons	20	3	23	0-0	2	0	0-0
	Horn	18	5	23	0-0	0	0	1-0
	St. Clair	17	4	21	3-24	2	0	1-12
	Frazier	14	7	21	0-0	2	0	0-0
	R. Griffin	13	6	19	0-0	4	1	1-0
	Fuller	13	5	18	0-0	2	0	1-0
	Burley	11	3	14	2-26	0	0	0-0
	Schuh	11	3	14	0-0	0	0	1-0
	Davis	9	1	10	0-0	0	0	0-0
	Bush	7	2	9	0-0	0	0	0-0
	Chapman	7	2	9	0-0	1	0	0-0
	Kreider	6	1	7	0-0	0	0	0-0
	Verser	6	1	7	0-0	0	0	0-0
	Hargrove	5	1	6	0-0	0	0	0-0
	M. Harris	5	1	6	0-0	0	0	0-0
	Bright	3	1	4	0-0	0	0	0-0
	Alexander	2	0	2	0-0	0	0	0-0
	Anderson	2	0	2	0-0	0	0	0-0
	Breech	2	0	2	0-0	0	0	0-0
	Lapham	2	0	2	0-0	0	0	0-0
	Munoz	2	0	2	0-0	0	0	0-0
	McInally	1	0	1	0-0	0	0	0-0
	Ross	1	0	1	0-0	0	0	0-0
	Wilson	1	0	1	0-0	0	0	0-0
	Bass	0	0	0	0-0	0	0	1-0
TEAM	-	-	-	-	1-1	-	-	-

Blocked kicks: None.

*Press box statistics

1981 SEASON PLAYOFF STATISTICS (2-1)

Date	W/L	Score	Opponent	Att
Jan. 3*	W	28-21	Buffalo	55,420
Jan. 10+	W	27-7	San Diego	46,302
Jan. 24#	L	21-26	vs. San Francisco	81,270

*AFC Divisional Playoff

+AFC Championship

#Super Bowl XVI at Pontiac, Mich.

TEAM STATISTICS	Bengals	Opponents
TOTAL FIRST DOWNS	65	59
Rushing	26	31
Passing	33	24
Penalty	6	4
3rd Down: Made-Att.	17-34	16-36
3rd Down Pct.	50.0	44.4
4th Down: Made-Att.	1-2	0-0
4th Down Pct.	50.0	—
POSSESSION AVG.	30:28	29:32
TOTAL NET YARDS	979	912
Avg. Per Game	326.3	304.0
Total Plays	180	183
Avg. Per Play	5.4	5.0
NET YARDS RUSHING	351	389
Avg. Per Game	117.0	129.7
Total Rushes	93	99
NET YARDS PASSING	628	523
Avg. Per Game	209.3	174.3
Sacked-Yards Lost	9-39	3-21
Gross Yards	667	544
Att.-Completions	78-54	81-44
Completion Pct.	69.2	54.3
Had Intercepted	2	4
PUNTS-AVG.	10-40.1	9-41.1
Net Punting Avg.	36.0	34.2
PENALTIES-YARDS	16-126	16-136
FUMBLES-BALLS LOST	5-3	6-3
TOUCHDOWNS	10	6
Rushing	5	3
Passing	5	3
Returns	0	0

Score by Periods	1	2	3	4	OT	Tot
Bengals	24	7	17	28	—	76
Opponents	7	27	7	13	—	54

PASSING	Att	Cmp	Yds	Cmp %	Yds/Att	TD	TD %	Int	Int %	Lg	Sack-Lost	Rat
Anderson	77	53	653	68.8	8.48	5	6.5	2	2.6	49	9-39	105.6
Thompson	1	1	14	100.0	14.00	0	0.0	0	0.0	14	0-0	118.8
Bengals	78	54	667	69.2	8.55	5	6.4	2	2.6	49	9-39	106.1
Opponents	81	44	544	54.3	6.72	3	3.7	4	4.9	54	3-21	67.1

SCORING	TD-Ru	Rc	Rt	PAT	FG	S	TP
Breech	0	0	0	10-10	2-3	0	16
Alexander	2	2	0	0	—	—	0
Johnson	2	2	0	0	—	—	0
Ross	2	0	2	0	—	—	0
Anderson	1	1	0	0	—	—	0
Bass	1	0	1	0	—	—	0
Collinsworth	1	0	1	0	—	—	0
M. Harris	1	0	1	0	—	—	0
Bengals	10	5	5	0	10-10	2-3	0
Opponents	6	3	3	0	6-6	4-6	0

RUSHING	No	Yds	Avg	Lg	TD
Johnson	52	161	3.1	11	2
Alexander	27	111	4.1	20-T	2
Anderson	11	69	6.3	13	1
A. Griffin	2	8	4.0	4	0
Collinsworth	1	2	2.0	2	0
Bengals	93	351	3.8	20	5
Opponents	99	389	3.9	44	3

RECEIVING	No	Yds	Avg	Lg	TD
Ross	22	244	11.1	19	2
Collinsworth	9	159	17.7	49	1
Curtis	6	92	15.3	22	0
Johnson	6	45	7.5	14	0
Alexander	6	38	6.3	16	0
Kreider	3	78	26.0	42	0
M. Harris	1	8	8.0	8	1
Bass	1	3	3.0	3	1
Bengals	54	667	12.4	49	5
Opponents	44	544	12.4	54	3

INTERCEPTIONS	No	Yds	Avg	Lg	TD
Kemp	1	24	24.0	24	0
B. Harris	1	16	16.0	16	0
Breiden	1	0	0.0	0	0
Riley	1	0	0.0	0	0
Bengals	4	40	10.0	24	0
Opponents	2	52	26.0	27	0

PUNTING	No	Yds	Avg	Net	TB	In20	Lg	B
McInally	10	401	40.1	36.0	1	2	60	0
Bengals	10	401	40.1	36.0	1	2	60	0
Opponents	9	370	41.1	34.2	0	0	50	0

PUNT RETURNS	Ret	FC	Yds	Avg	Lg	TD
Fuller	5	2	62	12.4	27	0
Bengals	5	2	62	12.4	27	0
Opponents	4	1	21	5.3	7	0

KICKOFF RETURNS	No	Yds	Avg	Lg	TD
Verser	10	186	18.6	40	0
Frazier	1	0	0.0	0	0
A. Griffin	1	0	0.0	0	0
Bengals	12	186	15.5	40	0
Opponents	14	254	18.1	36	0

FIELD GOALS	1-19	20-29	30-39	40-49	50+
Breech	0-0	0-0	2-3	0-0	0-0
Bengals	0-0	0-0	2-3	0-0	0-0
Opponents	0-0	3-3	0-1	1-1	0-1

FIELD GOAL ATTEMPTS BY GAME:

Breech: (3B) (31G, 38G) (-).

Opponents: (-) (37N, 50N) (22G, 26G, 40G, 23G).

DEFENSE/SPECIAL TEAMS/MISC. DEF.*

Player	ST	AT	TT	Sks-Yds	PD	FF	FR-Yds
Browner	20	4	24	1-9	0	0	1-0
Williams	12	7	19	0-0	3	1	0-0
Hicks	14	4	18	0-0	2	1	0-0
B. Harris	13	5	18	1-5	1	0	0-0
Cameron	9	9	18	0-0	3	1	0-0
Breiden	14	1	15	0-0	7	0	0-0
Kemp	9	6	15	0-0	7	0	0-0
LeClair	6	6	12	0-0	3	0	0-0
Edwards	5	3	8	1-7	0	0	0-0
Riley	6	1	7	0-0	6	0	0-0
Whitley	4	3	7	0-0	0	0	0-0
R. Griffin	6	0	6	0-0	1	0	0-0
Dinkel	3	3	6	0-0	0	0	0-0
Razzano	4	0	4	0-0	0	1	0-0
St. Clair	2	2	4	0-0	0	0	0-0
Davis	1	2	3	0-0	0	0	0-0
Fuller	2	0	2	0-0	0	0	0-0
Frazier	1	1	2	0-0	0	0	0-0
Simmons	1	1	2	0-0	0	0	1-0
Breech	1	0	1	0-0	0	0	0-0
Hargrove	1	0	1	0-0	0	0	0-0
Montoya	1	0	1	0-0	0	1	0-0
Verser	1	0	1	0-0	0	0	0-0
Wilson	1	0	1	0-0	0	0	0-0
Bush	0	1	1	0-0	0	0	0-0
Bass	0	0	0	0-0	1	0	1-0

Blocked kicks: None.

*Press box statistics

TEAM HISTORY

1982 FINAL STATISTICS (7-2-0)

USUAL STARTERS

OFFENSE		DEFENSE	
WR	Cris Collinsworth	LE	Eddie Edwards
LT	Anthony Munoz	NT	Wilson Whitley
LG	Dave Lapham	RE	Ross Browner
C	Blair Bush	LOLB	Bo Harris
RG	Max Montoya	LILB	Jim LeClair
RT	Mike Wilson	RILB	Glenn Cameron
TE	Dan Ross	ROLB	Reggie Williams
WR	Isaac Curtis	LCB	Louis Breeden
QB	Ken Anderson	RCB	Ken Riley
HB	Charles Alexander	SS	Bobby Kemp
FB	Pete Johnson	FS	Bryan Hicks

Head Coach: Forrest Gregg

Date	W/L	Score	Opponent	Att
Sept. 12	W	27-6	Houston	52,268
Sept. 19	L	20-26*	at Pittsburgh	53,973
Players Strike				
Nov. 21	W	18-14	at Philadelphia	65,172
Nov. 28	W	31-17	L.A. Raiders	53,330
Dec. 5	W	20-17	at Baltimore	23,598
Dec. 12	W	23-10	Cleveland	54,305
Dec. 20	L	34-50	at San Diego	51,296
Dec. 26	W	24-10	Seattle	55,330
Jan. 2	W	35-27	at Houston	26,522

*Overtime

TEAM STATISTICS	Bengals	Opponents
TOTAL FIRST DOWNS	207	170
Rushing	63	61
Passing	123	102
Penalty	21	7
3rd Down Efficiency	54.1	33.7
POSSESSION AVG.	33.26	26.34
TOTAL NET YARDS	3288	2893
Avg. Per Game	365.3	321.4
Total Plays	606	551
Avg. Per Play	5.4	5.3
NET YARDS RUSHING	949	850
Avg. Per Game	105.4	94.4
Total Rushes	269	223
NET YARDS PASSING	2339	2043
Avg. Per Game	259.9	227.0
Sacked-Yards Lost	27-162	22-207
Gross Yards	2501	2250
Att.-Completions	310-219	306-187
Completion Pct.	70.6	61.1
Had Intercepted	9	14
PUNTS-AVG.	31-38.7	37-40.1
PENALTIES-YARDS	56-475	64-551
FUMBLES-BALL LOST	12-7	19-6
TOUCHDOWNS	27	21
Rushing	13	8
Passing	12	12
Returns	2	1

Score by Periods	1	2	3	4	OT	Tot
Bengals	48	76	62	46	0	232
Opponents	24	42	51	54	6	177

SCORING	TD-Ru	Rc-Rt	PAT	FG	S	TP
Breech	0	0	0	25-26	14-18	0
Johnson	7	7	0	0	—	0
Anderson	4	4	0	0	—	0
M. Harris	3	0	3	0	—	0
Ross	3	0	3	0	—	0
Alexander	2	1	1	0	—	0
Kreider	1	0	1	0	1+	0
Collinsworth	1	0	1	0	—	0
Curtis	1	0	1	0	—	0
A. Griffin	1	1	0	0	—	0
B. Harris	1	0	1	0	—	0
Holman	1	0	1	0	—	0
Riley	1	0	1	0	—	0
Verser	1	0	1	0	—	0
Williams	0	0	0	0	—	1
Bengals	27	13	12	2	26-27	14-18
Opponents	21	8	12	1	19-21	10-12

*PAT scored on a run.

RUSHING	No	Yds	Avg	Lg	TD
Johnson	156	622	4.0	21	7
Alexander	64	207	3.2	18	1
Anderson	25	85	3.4	12	4
A. Griffin	12	39	3.3	10	1
Curtis	3	15	5.0	8	0
Tate	2	2	1.0	2	0
Verser	1	1	1.0	1	0
M. Harris	2	-3	-1.5	5	0
Schoenert	3	-8	-2.7	-3	0
Collinsworth	1	-11	-11.0	-11	0
Bengals	269	949	3.5	21	13
Opponents	223	850	3.8	48	8

RECEIVING	No	Yds	Avg	Lg	TD
Collinsworth	49	700	14.3	50	1
Ross	47	508	10.8	28	3
Johnson	31	267	8.6	25	0
Curtis	23	320	13.9	45	1
A. Griffin	22	172	7.8	22	0
Kreider	16	230	14.4	28	1
Alexander	14	85	6.1	14	1
M. Harris	10	103	10.3	17	3
Verser	4	98	24.5	56	1
Holman	3	18	6.0	10	1
Bengals	219	2501	11.4	56	12
Opponents	187	2250	12.0	66	12

INTERCEPTIONS	No	Yds	Avg	Lg	TD
Riley	5	88	17.6	56	1
Breeden	2	9	4.5	9	0
B. Harris	1	62	62.0	62	1
Browner	1	29	29.0	29	0
R. Griffin	1	21	21.0	21	0
Williams	1	20	20.0	20	0
LeClair	1	11	11.0	11	0
Fuller	1	0	0.0	0	0
Kemp	1	0	0.0	0	0
Bengals	14	240	17.1	62	2
Opponents	9	93	10.3	35	1

PUNTING	No	Yds	Avg	TB	Lg	B
McInally	31	1201	38.7	4	53	0
Bengals	31	1201	38.7	4	53	0
Opponents	37	1484	40.1	—	—	—

PUNT RETURNS	Ret	FC	Yds	Avg	Lg	TD
Fuller	17	8	95	5.6	13	0
Bengals	17	8	95	5.6	13	0
Opponents	17	—	68	4.0	—	0

KICKOFF RETURNS	No	Yds	Avg	Lg	TD
Verser	16	320	20.0	33	0
Tate	14	314	22.4	55	0
Fuller	1	9	9.0	9	0
Bengals	31	643	20.7	55	0
Opponents	45	851	18.9	—	0

FIELD GOALS	1-19	20-29	30-39	40-49	50+
Breech	2-2	3-3	5-6	3-5	1-2
Bengals	2-2	3-3	5-6	3-5	1-2

FIELD GOAL ATTEMPTS BY GAME:

Breech: (25G, 43G, 47N, 43N) (31G, 50G, 39B) (49G, 19G, 38G) (35G) (-) (36G, 21G, 44G) (27G, 19G) (34G) (51N).

DEFENSE/SPECIAL TEAMS/MISC. DEF.*

Player	ST	AT	TT	Sks-Yds	PD	FF	FR-Yds
Kemp	41	11	52	1-2	6	1	0-0
LeClair	33	17	50	2.5-20	1	0	0-0
Hicks	31	17	48	0-0	9	0	0-0
Williams	34	9	43	4.5-41	3	0	4-0
Cameron	29	14	43	0-0	1	1	0-0
Browner	28	13	41	3-38	1	1	0-0
B. Harris	31	9	40	2-22	2	1	0-0
Edwards	25	5	30	6-53	1	0	1-0
Riley	26	3	29	0-0	9	0	0-0
Breeden	25	4	29	1-13	5	0	0-0
R. Griffin	18	5	23	0-0	4	0	0-0
Jackson	17	3	20	0-0	0	1	0-0
Fuller	16	3	19	0-0	0	0	1-0
Razzano	12	4	16	0-0	0	1	0-0
Whitley	11	4	15	1-12	0	1	0-0
Frazier	10	2	12	0-0	0	0	0-0
Dinkel	7	2	9	0-0	0	0	0-0
Davis	6	3	9	0-0	2	0	0-0
Schuh	6	3	9	0-0	0	0	0-0
Holman	5	1	6	0-0	0	0	0-0
Verser	3	2	5	0-0	0	0	0-0
St. Clair	4	0	4	0-0	0	0	0-0
M. Harris	3	0	3	0-0	0	0	0-0
Collins	2	1	3	1-6	0	0	0-0
Burley	2	0	2	0-0	0	0	0-0
Bush	2	0	2	0-0	0	0	0-0
Boyersky	1	1	2	0-0	0	0	0-0
Simpkins	1	1	2	0-0	0	1	0-0
Anderson	1	0	1	0-0	0	0	0-0
Collinsworth	1	0	1	0-0	0	0	0-0
Curtis	1	0	1	0-0	0	0	0-0
Johnson	1	0	1	0-0	0	0	0-0
Kreider	1	0	1	0-0	0	0	0-0
Simmons	1	0	1	0-0	0	0	0-0
Weaver	1	0	1	0-0	0	0	0-0
Wilson	1	0	1	0-0	0	0	0-0

Blocked kicks: TEAM (1 blocked PAT).

*Press box statistics

				Cmp	Yds/	TD		Int		Sack-		
PASSING	Att	Cmp	Yds	%	Att	TD	Int	%	Lg	Lost	Rat	
Anderson	309	218	2495	70.6	8.07	12	3.9	9	2.9	56	26-154	95.3
Schoenert	1	1	6	100.0	6.00	0	0.0	0	0.0	6	1-8	91.7
Bengals	310	219	2501	70.6	8.07	12	3.9	9	2.9	56	27-162	95.4
Opponents	306	187	2250	61.1	7.35	12	3.9	14	4.6	66	22-207	77.7

1982 SEASON PLAYOFF STATISTICS (0-1)

Date W/L Score Opponent Att
Jan. 9* L 17-44 N. Y. Jets 57,560
*AFC First-Round Playoff (Super Bowl Tournament)

TEAM STATISTICS	Bengals	Opponent
TOTAL FIRST DOWNS	23	27
Rushing	3	12
Passing	18	13
Penalty	2	2
3rd Down: Made-Att.	7-10	6-9
3rd Down Pct.	70.0	66.7
4th Down: Made-Att.	0-0	0-0
4th Down Pct.	—	—
POSSESSION AVG.	31:16	28:44
TOTAL NET YARDS	395	517
Avg. Per Game	395.0	517.0
Total Plays	61	63
Avg. Per Play	6.5	8.2
NET YARDS RUSHING	62	234
Avg. Per Game	62.0	234.0
Total Rushes	21	34
NET YARDS PASSING	333	283
Avg. Per Game	333.0	283.0
Sacked-Yards Lost	4-21	0-0
Gross Yards	354	283
Att.-Completions	36-26	29-21
Completion Pct.	72.2	72.4
Had Intercepted	3	1
PUNTS-AVG.	2-43.0	0-0.0
Net Punting Avg.	42.0	—
PENALTIES-YARDS	7-60	12-95
FUMBLES-BALLS LOST	2-1	2-1
TOUCHDOWNS	2	5
Rushing	0	2
Passing	2	2
Returns	0	1

Score by Periods	1	2	3	4	OT	Tot
Bengals	14	0	3	0	—	17
Opponent	3	17	3	21	—	44

PASSING	Att	Cmp	Yds	Cmp %	Yds/Att	TD	TD %	Int	Int %	Lg	Sack-Lost	Rat
Anderson	35	26	354	74.3	10.11	2	5.7	3	8.6	53	4-21	89.5
Schonert	1	0	0	0.0	0.00	0	0.0	0	0.0	—	0-0	39.6
Bengals	36	26	354	72.2	9.83	2	5.6	3	8.3	53	4-21	87.0
Opponent	29	21	283	72.4	9.76	2	6.9	1	3.4	49	0-0	111.7

SCORING	TD-Ru-Re-Rt	PAT	FG	S	TP
Curtis	1 0 1 0	—	—	0	6
Ross	1 0 1 0	—	—	0	6
Breech	0 0 0 0	2-2	1-2	0	5
Bengals	2 0 2 0	2-2	1-2	0	17
Opponent	5 2 2 1	5-5	3-3	0	44

RUSHING	No	Yds	Avg	Lg	TD
Johnson	9	26	2.9	14	0
A. Griffin	3	17	5.7	8	0
Alexander	7	14	2.0	6	0
Anderson	2	5	2.5	3	0
Bengals	21	62	3.0	14	0
Opponent	34	234	6.9	35	2

RECEIVING	No	Yds	Avg	Lg	TD
Collinsworth	7	120	17.1	53	0
Ross	6	89	14.8	26	1
Curtis	3	63	21.0	32	1
Kreider	3	41	13.7	17	0
A. Griffin	3	14	4.7	6	0
Johnson	3	7	2.3	9	0
M. Harris	1	20	20.0	20	0
Bengals	26	354	13.6	53	2
Opponent	21	283	13.5	49	2

INTERCEPTIONS	No	Yds	Avg	Lg	TD
Riley	1	0	0.0	0	0
Bengals	1	0	0.0	0	0
Opponent	3	138	46.0	98	1

PUNTING	No	Yds	Avg	Net	TB	In20	Lg	B
McInally	2	86	43.0	42.0	0	0	45	0
Bengals	2	86	43.0	42.0	0	0	45	0
Opponent	0	0	—	—	0	0	—	0

PUNT RETURNS	Ret	FC	Yds	Avg	Lg	TD
(None)						
Bengals	0	0	0	—	—	0
Opponent	1	1	2	2.0	2	0

KICKOFF RETURNS	No	Yds	Avg	Lg	TD
Verser	7	116	16.6	21	0
Tate	1	22	22.0	22	0
Bengals	8	138	17.3	22	0
Opponent	4	69	17.3	20	0

FIELD GOALS	1-19	20-29	30-39	40-49	50+
Breech	0-0	1-1	0-0	0-1	0-0
Bengals	0-0	1-1	0-0	0-1	0-0
Opponent	0-0	1-1	1-1	1-1	0-0

FIELD GOAL ATTEMPTS:
Breech: (20G, 46N).
Opponent: (32G, 24G, 47G).

DEFENSE/SPECIAL TEAMS/MISC. DEF.*	Sks-Yds	PD	FF	FR-Yds
Player	ST	AT	TT	Yds
Cameron	8	0	8	0-0
Browner	6	2	8	0-0
Williams	6	1	7	0-0
Riley	5	1	6	0-0
R. Griffin	5	0	5	0-0
Kemp	5	0	5	0-0
Fuller	4	0	4	0-0
B. Harris	4	0	4	0-0
LeClair	2	2	4	0-0
Breeden	1	2	3	0-0
Edwards	2	0	2	0-0
Hicks	2	0	2	0-0
Simmons	2	0	2	0-0
Davis	1	0	1	0-0
Frazier	1	0	1	0-0
Jackson	1	0	1	0-0
Munoz	1	0	1	0-0
Ross	1	0	1	0-0
Verser	1	0	1	0-0
Whitley	1	0	1	0-0
Razzano	0	1	1	0-0

Blocked kicks: None.

*Press box statistics

1983 FINAL STATISTICS (7-9-0)

USUAL STARTERS

OFFENSE		DEFENSE	
WR	Cris Collinsworth	LE	Eddie Edwards
LT	Anthony Munoz	NT	Jerry Boyarsky
LG	Dave Lapham	RE	Ross Browner
C	Dave Rimington		Glenn Collins
RG	Max Montoya	LOLB	Tom Dinkel
RT	Mike Wilson	LILB	Jim LeClair
TE	Dan Ross	RILB	Glenn Cameron
WR	Isaac Curtis	ROLB	Reggie Williams
QB	Ken Anderson	LCB	Louis Breen
HB	Rodney Tate	RCB	Ken Riley
	Charles Alexander	SS	Bobby Kamp
FB	Charles Alexander	FS	Robert Jackson
	Pete Johnson		

Head Coach: Forrest Gregg			
Date	W/L	Score	Opponent
Sept. 4	L	10-20	L.A. Raiders
Sept. 11	L	6-10	Buffalo
Sept. 15	L	7-17	at Cleveland
Sept. 25	W	23-17	at Tampa Bay
Oct. 2	L	31-34	Baltimore
Oct. 10	L	14-24	Pittsburgh
Oct. 16	L	17-24	at Denver
Oct. 23	W	28-21	Cleveland
Oct. 30	W	34-14	Green Bay
Nov. 6	W	55-14	at Houston
Nov. 13	L	15-20	at Kansas City
Nov. 20	W	38-10	Houston
Nov. 28	L	14-38	at Miami
Dec. 4	W	23-10	at Pittsburgh
Dec. 11	W	17-9	Detroit
Dec. 17	L	14-20	at Minnesota

TEAM STATISTICS		Bengals	Opponents
TOTAL FIRST DOWNS		327	276
Rushing		127	96
Passing		179	156
Penalty		21	24
3rd Down: Made-Att.	97-212		94-216
3rd Down Pct.		45.8	43.5
POSSESSION AVG.		31.29	28.31
TOTAL NET YARDS		5287	4327
Avg. Per Game		330.4	270.4
Total Plays		1036	973
Avg. Per Play		5.1	4.4
NET YARDS RUSHING		2104	1499
Avg. Per Game		131.5	93.7
Total Rushes		542	430
NET YARDS PASSING		3183	2828
Avg. Per Game		198.9	176.8
Sacked-Yards Lost	40-309		41-335
Gross Yards	3492		3163
Att.-Completions	454-290		502-288
Completion Pct.	63.9		57.4
Had Intercepted	18		23
PUNTS-AVG.	69-40.6		76-42.3
PENALTIES-YARDS	99-837		100-871
FUMBLES-BALL LOST	35-15		35-16
TOUCHDOWNS	43		36
Rushing	24		16
Passing	14		17
Returns	5		3

Score by Periods	1	2	3	4	OT	Tot
Bengals	102	140	54	50	-	346
Opponents	55	86	65	96	-	302

SCORING	TD	Ru	Pa	Rt	PAT	FG	S	TP
Breech	0	0	0	0	39-41	16-23	0	87
Johnson	14	14	0	0	-	-	0	84
Collinsworth	5	0	5	0	-	-	0	30
Alexander	3	3	0	0	-	-	0	18
Kinnebrew	3	3	0	0	-	-	0	18
Ross	3	0	3	0	-	-	0	18
Curtis	2	0	2	0	-	-	0	12
Harris	2	0	2	0	-	-	0	12
Riley	2	0	0	2	-	-	0	12
Schonert	2	2	0	0	-	-	0	12
S. Wilson	2	1	1	0	-	-	0	12
Anderson	1	1	0	0	-	-	0	6
J. Griffin	1	0	0	1	-	-	0	6
Horton	1	0	0	1	-	-	0	6
Kreider	1	0	1	0	-	-	0	6
Williams	1	0	0	1	-	-	0	6
Browner	0	0	0	0	1+	-	0	1
Bengals	43	24	14	5	40-43	16-23	0	346
Opponents	36	16	17	3	35-36	17-22	0	302

† PAT scored on a pass from Kreider.

RUSHING	No	Yds	Avg	Lg	TD
Johnson	210	763	3.6	161	14
Alexander	153	523	3.4	12	3
S. Wilson	56	267	4.8	18	1
Kinnebrew	39	156	4.0	17	3
Anderson	22	147	6.7	29	1
Schonert	29	117	4.0	15	2
Tate	25	77	3.1	13	0
Verser	2	31	15.5	29	0
Martin	2	21	10.5	15	0
Collinsworth	2	2	1.0	8	0
Kreider	1	2	2.0	2	0
Christensen	1	-2	-2.0	-2	0
Bengals	542	2104	3.9	29	24
Opponents	430	1499	3.5	40	16

RECEIVING	No	Yds	Avg	Lg	TD
Collinsworth	66	1130	17.1	63	5
Curtis	42	571	13.6	80	2
Kreider	42	554	13.2	54	1
Ross	42	483	11.5	30	3
Alexander	32	187	5.8	14	0
Tate	18	142	7.9	25	0
Johnson	15	129	8.6	18	0
S. Wilson	12	107	8.9	19	1
Harris	8	66	8.3	14	2
Verser	7	82	11.7	22	0
Martin	2	22	11.0	12	0
Holman	2	15	7.5	10	0
Kinnebrew	2	4	2.0	2	0
Bengals	290	3492	12.0	801	14
Opponents	288	3163	11.0	53	17

INTERCEPTIONS	No	Yds	Avg	Lg	TD
Riley	8	89	11.1	42	2
Horton	5	121	24.2	55	1
Kemp	3	26	8.7	26	0
Breen	2	47	23.5	39	0
R. Griffin	2	24	12.0	24	0
Jackson	2	21	10.5	15	0
J. Griffin	1	41	41.0	41	1
Bengals	23	369	16.0	551	4
Opponents	18	298	16.6	701	2

PUNTING	No	Yds	Avg	TB	In 20	Lg	8
McInally	67	2804	41.9	9	13	60	2
Bengals	69	2804	40.6	9	13	60	2
Opponents	76	3211	42.3	-	21	70	-

PUNT RETURNS	Ret	FC	Yds	Avg	Lg	TD
Simmons	25	2	173	6.9	43	0
Martin	23	3	227	9.9	19	0
Horton	1	1	10	10.0	10	0
Bengals	49	6	410	8.4	43	0
Opponents	41	5	310	7.6	50	0

KICKOFF RETURNS	No	Yds	Avg	Lg	TD
Simmons	14	317	22.6	36	0
Verser	13	253	19.5	29	0
Tate	13	218	16.8	23	0
S. Wilson	7	161	23.0	32	0
Horton	5	128	25.6	49	0
Martin	1	19	19.0	19	0
Dinkel	1	1	1.0	1	0
Bengals	54	1097	20.3	49	0
Opponents	68	1298	19.1	90	0

FIELD GOALS	1-19	20-29	30-39	40-49	50+
Breech	2-2	7-7	5-7	2-5	0-2
Bengals	2-2	7-7	5-7	2-5	0-2

FIELD GOAL ATTEMPTS BY GAME:
Breech: (36G) (40N, 47G, 30G) (-) (24G) (19G) (47N) (51N, 35G) (-) (-) (29G, 44G) (31G, 23G, 23G) (26G) (-) (32G, 19G, 27G) (32N, 28G) (44N, 35N, 52N).

DEFENSE/SPECIAL TEAMS/MISC. DEF.*

Player	ST	AT	TT	Sks-Yds	PD	FF	FR-Yds
Cameron	63	40	103	2-18	1	0	1-1
Williams	57	33	90	7.5-64.5	5	3	4-59
Jackson	51	37	88	0-0	7	0	0-0
LeClair	38	40	78	1-11	2	0	0-0
Breen	44	15	59	1-9	10	1	1-0
Kemp	38	21	59	1-10	7	1	1-0
Krumrie	32	21	53	1.5-2.5	0	0	1-0
Riley	39	5	44	0-0	12	0	1-0
Horton	28	16	44	0-0	6	0	0-0
Frazier	28	14	42	1-8	0	0	0-0
Browner	25	15	40	3-26	1	2	0-0
Edwards	23	15	38	13-94.5	0	0	1-0
Razzano	20	16	35	0-0	0	0	1-0
Dinkel	22	12	34	0-5.4	3	0	2-4
Boyersky	18	14	32	1.5-13.5	0	0	0-0
R. Griffin	20	4	24	1-10	0	1	1-13
Collins	13	8	21	5-53	2	1	1-0
Simmons	10	7	17	0-0	1	0	0-0
Schul	8	5	13	0-0	0	0	0-0
Kinnebrew	10	2	12	0-0	0	0	0-0
Maldlow	10	1	11	0-0	0	0	0-0
Simpkins	5	6	11	0-0	0	0	1-0
J. Griffin	8	2	10	0-0	1	0	0-0
Turner	6	2	8	0-0	0	1	0-0
S. Wilson	4	3	7	0-0	0	0	0-0
Burley	5	0	5	2-11	2	0	0-0
Holman	4	1	5	0-0	0	0	0-0
Harris	3	1	4	0-0	0	0	0-0
Alexander	3	0	3	0-0	0	0	0-0
Martin	3	0	3	0-0	0	0	0-0
Curtis	2	0	2	0-0	0	0	0-0
Hannula	0	2	2	0-0	0	0	0-0
Breech	1	0	1	0-0	0	0	0-0
Collinsworth	1	0	1	0-0	0	0	0-0
Johnson	1	0	1	0-0	0	0	0-0
Kreider	1	0	1	0-0	0	0	0-0
Lapham	1	0	1	0-0	0	0	0-0
Munoz	1	0	1	0-0	0	0	0-0
Rimington	1	0	1	0-0	0	0	0-0
Ross	1	0	1	0-0	0	0	0-0
Hicks	0	1	1	0-0	1	0	0-0

Blocked kicks: Krumrie (1 blocked PAT).

*Press box statistics

PASSING	Att	Cmp	Yds	%	Att	TD	%	Int	%	Lg	Sack-Lost	Rat
Anderson	297	198	2333	66.7	7.86	12	4.0	13	4.4	801	25-187	85.6
Schonert	156	92	1159	59.0	7.43	2	1.3	5	3.2	54	15-122	73.1
Kreider	1	0	0	0.0	0.00	0	0.0	0	0.0	-	0-0	39.6
Bengals	454	290	3492	63.9	7.69	14	3.1	18	4.0	801	40-309	81.1
Opponents	502	288	3163	57.4	6.30	17	3.4	23	4.6	53	41-335	68.3

1984 FINAL STATISTICS (8-8-0)

USUAL STARTERS

OFFENSE		DEFENSE	
WR	Cris Collinsworth	LE	Eddie Edwards
LT	Anthony Munoz	NT	Tim Krumrie
LG	Brian Blados	RE	Ross Browner
C	Dave Rimington	LOLB	Jeff Schuh
RG	Max Montoya	LILB	Ron Simpkins
TE	Mike Wilson	RILB	Glenn Cameron
RT	M.L. Harris	ROLB	Reggie Williams
WR	Isaac Curtis	LCB	Louis Breeden
QB	Ken Anderson	RCB	Ray Horton
HB	James Brooks	SS	Jimmy Turner
FB	Charles Alexander	FS	Robert Jackson

Head Coach: Sam Wyche

Date	W/L	Score	Opponent	Alt
Sept. 2	L	17-20	at Denver	74,178
Sept. 9	L	22-27	Kansas City	47,111
Sept. 16	L	23-43	at N.Y. Jets	64,193
Sept. 23	L	14-24	L.A. Rams	45,406
Oct. 1	L	17-38	at Pittsburgh	52,098
Oct. 7	W	13-3	Houston	43,637
Oct. 14	L	14-20	at New England	48,154
Oct. 21	W	12-9	Cleveland	50,667
Oct. 28	W	31-13	at Houston	34,010
Nov. 4	L	17-23	at San Francisco	58,324
Nov. 11	W	22-20	Pittsburgh	52,497
Nov. 18	L	6-26	Seattle	50,280
Nov. 25	W	35-14	Atlanta	44,678
Dec. 2	W	20-17*	at Cleveland	51,774
Dec. 9	W	24-21	at New Orleans	40,855
Dec. 16	W	52-21	Buffalo	55,771

*Overtime

TEAM STATISTICS		Bengals	Opponents
TOTAL FIRST DOWNS		339	322
Rushing		135	115
Passing		179	191
Penalty		25	16
3rd Down: Made-Att.		93-211	82-202
4th Down: Made-Att.		10-14	5-11
POSSESSION AVG.		30:50	29:10
TOTAL NET YARDS		5480	5259
Avg. Per Game		342.5	328.7
Total Plays		1081	1034
Avg. Per Play		5.1	5.1
NET YARDS RUSHING		2179	1868
Avg. Per Game		136.2	116.8
Total Rushes		540	477
NET YARDS PASSING		3301	3391
Avg. Per Game		206.3	211.9
Sacked-Yards Lost		45-358	40-298
Gross Yards		3659	3689
Att.-Completions		496-606	517-302
Completion Pct.		61.7	58.4
Had Intercepted		22	25
PUNTS-AVG.		67-42.3	67-41.4
Net Punting Avg.		35.3	31.6
PENALTIES-YARDS		85-693	90-743
FUMBLES-BALL LOST		32-17	27-15
TOUCHDOWNS		39	39
Rushing		18	21
Passing		17	15
Returns		4	3

Score by Periods	1	2	3	4	OT	Tot
Bengals	53	105	77	101	3	339
Opponents	40	98	78	123	0	339

SCORING	TD	Ru	Rc	Rt	PAT	FG	S	TP
Breech	0	0	0	0	37-37	22-21	0	103
Kinnbrew	10	9	1	0			0	60
Collinsworth	6	0	0	0			0	36
Jennings	5	2	3	0			0	30
Brooks	4	2	2	0			0	24
Alexander	2	2	0	0			0	12
Esiason	2	2	0	0			0	12
Harris	2	0	2	0			0	12
J. Griffin	1	0	0	1			0	6
Holman	1	0	1	0			0	6
Horton	1	0	0	1			0	6
Jackson	1	0	1	0			0	6
Kreider	1	0	1	0			0	6
Munoz	1	0	1	0			0	6
Schonert	1	1	0	0			0	6
Simmons	1	0	0	1			0	6
TEAM	0	0	0	0			1	2
Bengals	39	18	17	4	37-39	22-31	1	339
Opponents	39	21	15	3	37-39	22-27	1	339

RUSHING	No	Yds	Avg	Lg	TD
Kinnbrew	154	623	4.0	23	9
Alexander	132	479	3.6	22	2
Brooks	103	396	3.8	33	2
Jennings	79	379	4.8	20	2
Schonert	13	77	5.9	17	1
S. Wilson	17	74	4.4	9	0
Anderson	11	64	5.8	14	0
Esiason	19	63	3.3	9	2
Farley	7	11	1.6	5	0
Collinsworth	1	7	7.0	7	0
Verser	2	5	2.5	3	0
Martin	1	3	3.0	3	0
Harris	1	-2	-2.0	-2	0

Bengals	540	2179	4.0	33	18
Opponents	477	1868	3.9	36	21

RECEIVING	No	Yds	Avg	Lg	TD
Collinsworth	64	989	15.5	57	6
Harris	48	759	15.8	80	2
Jennings	35	346	9.9	43	3
Brooks	34	268	7.9	27	2
Alexander	29	203	7.0	22	0
Holman	21	239	11.4	27	1
Kreider	20	243	12.2	27	1
Kinnbrew	19	159	8.4	22	1
Curtis	12	135	11.3	22	0
Martin	11	164	14.9	42	0
Verser	6	113	18.8	28	0
S. Wilson	2	15	7.5	11	0
Kern	2	14	7.0	9	0
Farley	2	11	5.5	10	0
Munoz	1	1	1.0	1	1

Bengals	306	3659	12.0	80	17
Opponents	302	3689	12.2	76	15

INTERCEPTIONS	No	Yds	Avg	Lg	TD
Breeden	4	96	24.0	70	0
Jackson	4	32	8.0	28	1
Kemp	4	27	6.8	14	0
Horton	3	48	16.0	48	1
Simmons	2	43	21.5	43	1
R. Williams	2	33	16.5	33	0
R. Griffin	2	13	6.5	13	0
J. Griffin	1	57	57.0	57	1
Cameron	1	15	15.0	15	0
Turner	1	4	4.0	4	0
Schuh	1	0	0.0	0	0
Bengals	25	368	14.7	70	4
Opponents	22	364	16.5	52	2

PUNTING	No	Yds	Avg	TB	In20	Lg	8
McInally	67	2832	42.3	8	19	61	0
Bengals	67	2832	42.3	8	19	61	0
Opponents	67	2771	41.4	-	-	-	-

PUNT RETURNS	Ret	FC	Yds	Avg	Lg	TD
Martin	24	5	376	15.7	55	0
Simmons	12	6	98	8.2	30	0
Horton	2	0	-1	-0.5	1	0
Bengals	38	11	473	12.4	55	0
Opponents	38	3	310	8.2	19	0

KICKOFF RETURNS	No	Yds	Avg	Lg	TD
Jennings	22	452	20.5	46	0
Martin	19	386	20.3	44	0
Farley	7	144	20.6	37	0
Brooks	6	93	15.5	32	0
Verser	3	46	15.3	23	0
Simmons	1	15	15.0	15	0
Harris	1	12	12.0	12	0
Kinnbrew	1	7	7.0	7	0
G. Williams	1	0	0.0	0	0
Bengals	61	1155	18.9	46	0
Opponents	69	1446	21.0	73	1

FIELD GOALS	1-19	20-29	30-39	40-49	50+
Breech	0-0	9-10	10-12	3-4	0-5
Bengals	0-0	9-10	10-12	3-4	0-5

FIELD GOAL ATTEMPTS BY GAME:
Breech: (465, 50N, 22N) (55N, 29G, 48G) (21G) (-) (32G) (22G, 33G, 51N) (37N, 35N) (24G, 23G, 33G, 25G) (33G) (39G) (42G, 21G, 28G) (30G, 33G) (51 N) (22G, 43N, 35G) (50N, 35G) (36G).

DEFENSE/SPECIAL TEAMS/MISC. DEF.*		Player	ST	AT	TT	Sks-Yds	PD	FF	FR-Yds
		R. Williams	55	27	92	9-55	6	0	0-0
		Krumrie	57	27	84	5-46	0	0	1-8
		Simpkins	52	28	80	0-0	2	0	1-0
		Jackson	54	22	76	0-0	10	1	2-0
		Browner	48	26	74	8-54	3	3	1-0
		Horton	49	17	66	1-8	16	1	1-0
		Edwards	48	16	64	9-68	1	2	3-0
		Cameron	38	22	60	1-7	2	0	0-0
		Breeden	43	15	58	0-0	14	0	0-0
		Schuh	36	16	52	2-17	1	0	0-0
		Turner	38	12	50	0-0	6	0	1-0
		Kemp	35	10	45	0-0	6	0	1-0
		Frazier	26	16	42	2-21	2	2	0-0
		Simmons	24	8	32	0-0	5	1	0-0
		Razzano	12	15	27	0-0	1	0	1-0
		R. Griffin	20	5	25	0-0	5	0	1-0
		Boyarisky	8	10	18	0-0	0	0	0-0
		J. Griffin	13	3	16	0-0	4	0	0-0
		Kern	8	7	15	0-0	0	1	0-0
		Maidlow	10	3	13	0-0	0	0	0-0
		Barker	8	4	12	0-0	0	0	0-0
		Collins	7	5	12	3-22	1	1	1-0
		Kozerski	7	1	8	0-0	0	0	0-0
		Holman	5	1	6	0-0	0	0	1-0
		Koch	5	1	6	0-0	0	0	0-0
		Kinnbrew	3	2	5	0-0	0	0	0-0
		Alexander	3	0	3	0-0	0	0	0-0
		Martin	3	0	3	0-0	0	0	0-0
		Battle	2	1	3	0-0	0	0	0-0
		Pillman	2	1	3	0-0	0	0	0-0
		Harris	2	0	2	0-0	0	0	0-0
		Verser	2	0	2	0-0	0	0	0-0
		Breech	1	1	2	0-0	0	0	0-0
		Anderson	1	0	1	0-0	0	0	0-0
		Blados	1	0	1	0-0	0	0	0-0
		Curtis	1	0	1	0-0	0	0	0-0
		Farley	1	0	1	0-0	0	0	0-0
		Montoya	1	0	1	0-0	0	0	0-0
		Munoz	1	0	1	0-0	0	0	0-0
		Rimington	1	0	1	0-0	0	1	0-0
		M. Wilson	1	0	1	0-0	0	0	0-0
		S. Wilson	1	0	1	0-0	0	0	0-0

Blocked kicks: Holman (1 blocked punt).

*Press box statistics

PASSING	All	Cmp	Yds	Cmp %	Yds/Att	TD	Int	Int %	Lg	Sack-Lost	Rat	
Anderson	275	175	2107	63.6	7.66	10	3.6	12	4.4	80	24-191	81.0
Schonert	117	78	945	66.7	8.08	4	3.4	7	6.0	77	16-119	77.0
Esion	102	51	530	50.0	5.20	3	2.9	3	2.9	36	5-52	62.9
McNally	2	2	77	100.0	38.50	0	0.0	0	0.0	43	0-0	118.8
Bengals	496	306	3659	61.7	7.38	17	3.4	22	4.4	80	45-358	77.2
Opponents	517	302	3689	58.4	7.14	15	2.9	25	4.8	76	40-298	70.0

1985 FINAL STATISTICS (7-9-0)

Head Coach: Sam Wyche

Date	W/L	Score	Opponent	Att
Sept. 8	L	24-28	Seattle	51,625
Sept. 15	L	27-41	at St. Louis	46,321
Sept. 22	L	41-44	San Diego	52,270
Sept. 30	W	37-24	at Pittsburgh	59,541
Oct. 6	L	20-29	N.Y. Jets	51,785
Oct. 13	W	35-30	N.Y. Giants	53,112
Oct. 20	L	27-44	at Houston	35,590
Oct. 27	W	26-21	Pittsburgh	55,421
Nov. 3	W	23-17	at Buffalo	25,640
Nov. 10	W	27-10	Cleveland	57,293
Nov. 17	L	6-13	at L.A. Raiders	52,501
Nov. 24	L	6-24	at Cleveland	74,439
Dec. 1	W	45-27	Houston	46,140
Dec. 8	W	50-24	Dallas	56,936
Dec. 15	L	24-27	at Washington	50,544
Dec. 22	L	23-34	at New England	57,953

TEAM STATISTICS	Bengals	Opponents
TOTAL FIRST DOWNS	344	337
Rushing	125	118
Passing	191	194
Penalty	28	25
3rd Down: Made-Att.	82-208	85-197
3rd Down Efficiency	39.4	43.1
4th Down: Made-Att.	9-19	8-12
4th Down Efficiency	47.4	66.7
POSSESSION AVG.	31:18	28:42
TOTAL NET YARDS	5900	5663
Avg. Per Game	368.8	353.9
Total Plays	1062	1019
Avg. Per Play	5.6	5.6
NET YARDS RUSHING	2183	1999
Avg. Per Game	136.4	124.9
Total Rushes	503	461
NET YARDS PASSING	3717	3664
Avg. Per Game	232.3	229.0
Sacked-Yards Lost	41-365	40-334
Gross Yards	4082	3998
Att.-Completions	518-302	518-297
Completion Pct.	58.3	57.3
Had Intercepted	13	19
PUNTS-AVG.	63-40.7	60-41.3
Net Punting Avg.	29.7	34.5
PENALTIES-YARDS	110-795	84-731
FUMBLES-BALL LOST	35-16	34-19
TOUCHDOWNS	53	51
Rushing	20	23
Passing	31	26
Returns	2	2

Score by Periods	1	2	3	4	OT	Tot
Bengals	115	106	119	101	—	441
Opponents	61	131	107	138	—	437

SCORING	TD	Ru	Rc	Pat	FG	S	TP
Breech	0	0	0	48-50	24-33	0	120
Brooks	12	7	5	0	—	0	72
Kinnebrew	10	9	1	0	—	0	60
Brown	8	0	8	0	—	0	48
Holman	7	0	7	0	—	0	42
Collinsworth	5	0	5	0	—	0	30
Jennings	4	1	3	0	—	0	24
Alexander	2	2	0	0	—	0	12
Kreider	1	0	1	0	—	0	7
Esiason	1	1	0	0	—	0	6
Griffin	1	0	1	0	—	0	6
Harris	1	0	1	0	—	0	6
Jackson	1	0	1	0	—	0	6
Browner	0	0	0	0	—	1	2
Bengals	53	20	31	2	49-53	24-33	1
Opponents	51	23	26	2	51-51	26-34	1

†PAT scored on a run.

PASSING	Att	Cmp	Yds	Cmp %	Yds/Att	TD	Int	%	Lg	Sack-Lost	Rat
Esiason	431	251	3443	58.2	7.99	27	6.3	12	2.8	68	93.2
Schonert	51	33	460	64.7	9.02	1	2.0	0	0.0	71	100.1
Anderson	32	16	170	50.0	5.31	2	6.3	0	0.0	44	86.7
Brooks	1	1	8	100.0	8.00	1	100.0	0	0.0	8	139.6
Kreider	1	1	1	100.0	1.00	0	0.0	0	0.0	1	79.2
Collinsworth	1	0	0	0.0	0.00	0	0.0	1	100.0	—	0.0
McInally	1	0	0	0.0	0.00	0	0.0	0	0.0	—	39.6
Brown	0	0	0	—	—	—	—	—	—	—	—
Bengals	518	302	4082	58.3	7.88	31	6.0	13	2.5	71	41-365
Opponents	518	297	3998	57.3	7.72	26	5.0	19	3.7	72	40-334

USUAL STARTERS

OFFENSE	DEFENSE
WR Cris Collinsworth	LE Eddie Edwards
LT Anthony Munoz	NT Tim Krumie
LG Brian Blados	RE Ross Browner
C Dave Rimington	LOLB Jeff Schuh
RG Max Montoya	LILB Ron Simpkins
RT Mike Wilson	Carl Zander
TE Rodney Holman	RILB Glenn Cameron
WR Eddie Brown	ROLB Reggie Williams
QB Boomer Esiason	LCB Louis Breen
HB James Brooks	RCB Ray Horton
FB Larry Kinnebrew	SS Bobby Kemp
	FS James Griffin

FIELD GOALS	1-19	20-29	30-39	40-49	50+
Breech	0-0	7-8	12-13	4-6	1-6
Bengals	0-0	7-8	12-13	4-6	1-6

FIELD GOAL ATTEMPTS BY GAME:

Breech: (22G) (46G, 33G) (-) (50N, 32G) (29G, 53G, 53N) (-) (47G, 22G) (32G, 39G, 40G, 37G) (31G) (28G, 33G, 51N, 50N) (37N, 39G, 37G) (30G, 29G) (48N, 28N, 29G) (49N) (51N, 38G) (22G, 42G, 30G).

DEFENSE/SPECIAL TEAMS/MISC. DEF.*

Player	ST	AT	TT	Sks-Yds	PD	FF	FR-Yds
Krumie	68	28	96	3.5-25	1	1	2-0
Jackson	70	16	86	0-0	12	2	1-0
Breen	60	21	81	1-10	17	0	0-0
Simpkins	56	22	78	3.5-31	2	2	1-4
Kemp	57	17	74	1-5	3	1	0-0
Williams	44	22	66	3.5-31	4	3	4-4
Horton	53	10	63	0-0	8	0	1-0
Browner	48	15	63	9-69	1	0	2-0
Zander	48	12	60	2-11	1	1	1-34
Griffin	40	15	55	1-11	11	2	1-29
Edwards	36	10	46	8-75	1	3	2-0
Schuh	36	10	46	4-35	1	1	1-0
Cameron	30	8	38	0-0	0	0	0-0
Turner	24	9	33	0-0	2	0	0-0
Barker	24	8	32	0-0	1	3	0-0
King	15	2	17	2-21	0	0	1-0
Boyersky	8	6	14	1-14	0	0	0-0
Johnson	10	3	13	0-0	0	0	0-0
Simmons	8	2	10	0-0	0	0	0-0
Davis	4	4	8	0-0	1	0	0-0
Washington	5	2	7	0-0	2	0	1-0
Collins	5	1	6	0-0	1	0	0-0
Jennings	5	1	6	0-0	0	0	1-0
Kern	4	2	6	0-0	0	0	0-0
Dinkel	3	0	3	0-0	0	0	0-0
Kreider	3	0	3	0-0	0	0	0-0
Montoya	3	0	3	0-0	0	0	0-0
Holman	2	1	3	0-0	0	0	0-0
Thomas	2	1	3	0-0	0	0	0-0
Brooks	2	0	2	0-0	0	0	0-0
Esiason	2	0	2	0-0	0	0	0-0
Harris	2	0	2	0-0	0	0	0-0
Kinnebrew	2	0	2	0-0	0	0	0-0
Wilson	2	0	2	0-0	0	0	0-0
Alexander	1	0	1	0-0	0	0	0-0
Brown	1	0	1	0-0	0	0	0-0
McInally	1	0	1	0-0	0	0	0-0
Munoz	1	0	1	0-0	0	0	0-0
Reimers	1	0	1	0-0	0	0	0-0

Blocked kicks: None.

*Press box statistics

1986 FINAL STATISTICS (10-6-0)

USUAL STARTERS

Head Coach: Sam Wyche				
Date	W/L	Score	Opponent	Att
Sept. 7	L	14-24	at Kansas City	43,430
Sept. 14	W	36-33*	Buffalo	52,714
Sept. 18	W	30-13	at Cleveland	78,779
Sept. 28	L	7-44	Chicago	55,146
Oct. 5	W	34-28	at Green Bay	51,230
Oct. 13	W	24-22	Pittsburgh	54,283
Oct. 19	W	31-28	Houston	53,844
Oct. 26	L	9-30	at Pittsburgh	50,815
Nov. 2	W	24-17	at Detroit	52,423
Nov. 9	L	28-32	at Houston	32,130
Nov. 16	W	34-7	Seattle	54,410
Nov. 23	W	24-20	Minnesota	53,003
Nov. 30	L	28-34	at Denver	58,705
Dec. 7	W	31-7	at New England	60,633
Dec. 14	L	3-34	Cleveland	58,062
Dec. 21	W	52-21	N.Y. Jets	51,619

TEAM STATISTICS			Bengals	Opponents
TOTAL FIRST DOWNS				
Rushing			348	336
Passing			134	134
Penalty			183	171
3rd Down: Made-Att.			31	31
4th Down: Made-Att.			79-199	84-218
POSSSESSION AVG.			9-16	12-16
TOTAL NET YARDS			28-48	31-12
Avg. Per Game			6490	5274
Total Plays			405.6	329.6
Avg. Per Play			1046	1051
NET YARDS RUSHING			6.2	5.0
Avg. Per Game			2533	2122
Total Rushes			158.3	132.6
NET YARDS PASSING			521	514
Avg. Per Game			3957	3152
Sacked-Yards Lost			247.3	197.0
Gross Yards			28-203	42-368
Att.-Completions			4160	3520
Completion Pct.			497-287	495-278
Had Intercepted			57.7	56.2
PUNTS-AVG.			20	17
Net Punting Avg.			59-33.8	77-39.8
PENALTIES-YARDS			29.7	34.5
FUMBLES-BALL LOST			111-847	93-840
TOUCHDOWNS			31-16	30-11
Rushing			51	47
Passing			24	23
Returns			25	17

Score by Periods	1	2	3	4	OT	Tot
Bengals	69	126	72	139	3	409
Opponents	113	92	122	67	0	394

SCORING	TD	Ru	Rc	Rt	PAT	FG	S	TP
Breech	0	0	0	0	50-51	17-32	0	101
Collinsworth	10	0	10	0	-	-	0	60
Brooks	9	5	4	0	-	-	0	54
Kinnebrew	9	8	1	0	-	-	0	54
Wilson	8	8	0	0	-	-	0	48
Brown	4	0	4	0	-	-	0	24
Holman	2	0	2	0	-	-	0	12
Munoz	2	0	2	0	-	-	0	12
Breeden	1	0	0	1	-	-	0	6
Edwards	1	0	0	1	-	-	0	6
Esiason	1	1	0	0	-	-	0	6
Hayes	1	1	0	0	-	-	0	6
Jennings	1	1	0	0	-	-	0	6
Kattus	1	0	1	0	-	-	0	6
McGee	1	0	1	0	-	-	0	6
White	0	0	0	0	-	-	1	2
Bengals	51	24	25	2	50-51	17-32	1	409
Opponents	47	23	17	7	44-47	22-30	1	394

RUSHING	No	Yds	Avg	Lg	TD
Brooks	205	1087	5.3	561	5
Kinnebrew	131	519	4.0	39	8
Wilson	68	379	5.6	58	8
Johnson	39	226	5.8	34	0
Esiason	44	146	3.3	23	1
Hayes	3	92	30.7	611	1
Jennings	16	54	3.4	10	1
Brown	8	32	4.0	17	0
McGee	4	10	2.5	8	0
Gaynor	1	4	4.0	4	0
Collinsworth	2	-16	-8.0	-6	0
Bengals	521	2533	4.9	611	24
Opponents	514	2122	4.1	751	23

RECEIVING	No	Yds	Avg	Lg	TD
Collinsworth	62	1024	16.5	461	10
Brown	58	964	16.6	57	4
Brooks	54	686	12.7	54	4
Holman	40	570	14.3	34	2
McGee	16	276	17.3	51	1
Kinnebrew	13	136	10.5	31	1
Johnson	13	103	7.9	17	0
Kattus	11	99	9.0	28	1
Jennings	6	86	14.3	34	0
Kreider	5	96	19.2	23	0
Wilson	4	45	11.3	34	0
Martin	3	68	22.7	51	0
Munoz	2	7	3.5	51	2
Bengals	287	4160	14.5	57	25
Opponents	278	3520	12.7	841	17

INTERCEPTIONS	No	Yds	Avg	Lg	TD
Breeden	7	72	10.3	361	1
Fulcher	4	20	5.0	15	0
Barker	2	7	3.5	7	0
Bussey	1	19	19.0	19	0
Zander	1	18	18.0	18	0
Kelly	1	6	6.0	6	0
Horton	1	4	4.0	4	0
Bengals	17	146	8.6	361	1
Opponents	20	189	9.5	49	0

PUNTING	No	Yds	Avg	TB	In	Lg	B
Hayes	56	1965	35.1	3	11	52	2
Esiason	1	31	31.0	0	1	31	0
Bengals	59	1996	33.8	3	12	52	2
Opponents	77	3068	39.8	9	14	66	0

PUNT RETURNS	Ret	FC	Yds	Avg	Lg	TD
Martin	13	6	96	7.4	14	0
Horton	11	3	111	10.1	25	0
McGee	3	4	21	7.0	9	0
Simmons	2	4	7	3.5	6	0
Bengals	29	17	235	8.1	25	0
Opponents	19	14	182	9.6	54	0

KICKOFF RETURNS	No	Yds	Avg	Lg	TD
McGee	43	1007	23.4	94	0
Jennings	12	257	21.4	41	0
Martin	4	83	20.8	21	0
Simkins	2	24	12.0	15	0
Holman	1	18	18.0	18	0
Simmons	1	0	0.0	0	0
Bengals	63	1389	22.0	94	0
Opponents	80	1611	20.1	96	1

OFFENSE		DEFENSE	
WR	Cris Collinsworth	LE	Eddie Edwards
LT	Anthony Munoz	NT	Tim Krumrie
LG	Bruce Kozerski	RE	Ross Browner
C	Dave Rimington	LOLB	Emmanuel King
RG	Max Montoya	LILB	Carl Zander
RT	Brian Blados	RILB	Leo Barker
	Joe Walter		Joe Kelly
TE	Rodney Holman	ROLB	Reggie Williams
QB	Eddie Brown	LCB	Louis Breeden
WR	Boomer Esiason	RCB	Lewis Billups
HB	James Brooks	SS	David Fulcher
FB	Larry Kinnebrew	FS	Bobby Kemp

FIELD GOALS	1-19	20-29	30-39	40-49	50+
Breech	1-2	4-5	5-7	5-14	2-4
Bengals	1-2	4-5	5-7	5-14	2-4
Opponents	4-4	4-5	6-6	8-13	0-2

FIELD GOAL ATTEMPTS BY GAME:	
Breech: (-) (51G, 20G) (49G, 33G, 25G) (-) (48N) (40N, 40G) (49N, 51G, 41N) (27N, 19G, 30N, 40G, 31G) (50N, 38G, 44N) (49N, 47N) (37G, 51N, 34G) (19N, 49N, 40G) (39N) (24G, 44N) (23G) (43G),	
Opponents: (45N, 18G) (20G, 44G) (19G, 34G) (41G) (-) (27N, 24G, 44G) (-) (31G, 43G, 41G) (50N, 18G) (42G, 25G, 30G, 46G) (49N, 42N, 55N) (24G, 35G) (49G, 33G) (44N) (46N, 39G, 19G) (-).	

DEFENSE/SPECIAL TEAMS/MISC. DEF.*

Player	ST	AT	TT	Sks-Yds	PD	FF	FR-Yds
Krumrie	73	40	113	1-4	0	0	2-18
Fulcher	75	30	105	2-18	7	0	1-0
Zander	61	36	97	3.5-34	4	0	1-0
Williams	73	23	96	4.5-34	3	2	1-0
King	52	18	70	9-88	1	2	1-1
Breeden	49	7	56	0-0	14	1	0-0
Horton	44	11	55	0-0	9	0	0-0
Kemp	37	14	51	0-0	3	0	0-0
Browner	37	12	49	6.5-57	0	2	1-0
Edwards	35	10	45	6.5-49	3	0	2-0
Barker	28	15	43	0-0	2	2	0-0
Kelly	25	10	35	1-7	1	0	1-0
Billups	28	5	33	1-9	11	1	1-2
Simkins	21	6	27	0-0	0	0	0-0
Bussey	19	5	24	1-12	1	0	0-0
Jackson	19	5	24	0-0	3	0	0-0
Simkins	21	6	27	0-0	0	0	0-0
Skow	16	3	19	3-24	1	0	0-0
Simmons	16	1	17	1-15	4	0	0-0
Kattus	13	1	14	0-0	0	0	0-0
White	12	2	14	0-0	0	0	0-0
Brady	9	3	12	0-0	0	1	0-0
Hammerstein	3	7	10	1-6	0	0	0-0
Turner	8	1	9	0-0	2	0	0-0
DeAyala	7	2	9	1-11	0	0	0-0
Johnson	6	2	8	0-0	0	0	0-0
Jennings	5	1	6	0-0	0	0	0-0
Holman	3	0	3	0-0	0	0	0-0
Brown	2	0	2	0-0	0	0	0-0
Collinsworth	2	0	2	0-0	0	0	0-0
Kozerski	2	0	2	0-0	0	0	0-0
Wilson	2	0	2	0-0	0	0	0-0
Breech	1	1	2	0-0	0	0	0-0
Kreider	1	1	2	0-0	0	0	0-0
Brooks	1	0	1	0-0	0	0	0-0
Hayes	1	0	1	0-0	0	0	0-0
Kinnebrew	1	0	1	0-0	0	0	0-0
Montoya	1	0	1	0-0	0	0	0-0
Walter	1	0	1	0-0	0	0	0-0
Douglas	0	1	1	0-0	0	0	0-0

Blocked kicks: Reimers (1 blocked PAT).

*Press box statistics

PASSING	Att	Cmp	Yds	Cmp %	Yds/Att	TD	Int	%	Lg	Sack-Lost	Rat	
Esiason	469	273	3959	58.2	8.44	24	5.1	17	3.6	57	26-194	87.7
Anderson	23	11	171	47.8	7.43	1	4.3	2	8.7	43	1-4	51.2
Gaynor	3	3	30	100.0	10.00	0	0.0	0	0.0	16	1-5	108.3
Brooks	1	0	0	0.0	0.00	0	0.0	0	0.0	—	0-0	39.6
Kreider	1	0	0	0.0	0.00	0	0.0	1	100.0	—	0-0	0.0
Bengals	497	287	4160	57.7	8.37	25	5.0	20	4.0	57	28-203	85.1
Opponents	495	278	3520	56.2	7.11	17	3.4	17	3.4	841	42-368	75.7

1987 FINAL STATISTICS (4-11-0)

USUAL STARTERS

OFFENSE		DEFENSE	
WR	Cris Collinsworth	LE	Eddie Edwards
	Tim McGee	NT	Tim Krumrie
LT	Anthony Munoz	RE	Jim Shaw
LG	Bruce Reimers	LOLB	Emmanuel King
C	Dave Rrimington	LILB	Carl Zander
RG	Max Montoya	RILB	Joe Kelly
RT	Joe Walter	ROLB	Reggie Williams
TE	Rodney Holman	LCB	Ray Horton
WR	Eddie Brown	RCB	Lewis Billups
QB	Boomer Esiason	SS	David Fulcher
HB	James Brooks	FS	Robert Jackson
	Stanford Jennings		
FB	Larry Kinnbrew		

FIELD GOAL ATTEMPTS BY GAME:

Breech: (42N, 20G) (23G, 42G, 41G, 46G) (-) (-) (-) (32G, 33G, 26G, 43N, 39G, 32G) (-) (31G, 45B, 22G, 30G) (35G, 36G, 41G) (31G, 35G, 46B) (37G, 27G, 28G, 32G) (20G) (43G, 46N) (43G).
 Manca: (-) (-) (45B) (28G).
 Opponents: (-) (24G, 31G) (30N, 24G) (24G) (45G, 33G) (45G, 21G, 26G) (47G) (48G, 45N, 34G) (44G) (45G, 52G, 30G) (24G, 23G) (39G, 33G) (27G) (21G, 30G) (42N).

DEFENSE/SPECIAL TEAMS/MISC. DEF. *

Player	ST	AT	TT	Skys	PD	FF	FR
Krumrie	62	26	88	3.5-28.5	1	0	0-0
Williams	56	19	75	6-45	0	1	2-0
Fulcher	51	21	72	3-22	10	1	1-0
Jackson	57	13	70	0-0	4	0	1-0
Zander	44	17	61	1-14	1	0	0-0
Horton	40	13	53	0-0	4	0	0-0
Billups	38	7	45	0-0	11	1	1-0
Kelly	36	9	45	1-2	1	1	0-0
Edwards	32	7	39	4-32	0	1	1-0
Bussey	26	13	39	2-15	5	0	0-0
King	23	13	36	4-30	2	0	0-0
Inglis	23	11	34	0-0	1	1	0-0
DeAyala	17	11	28	0-0	0	1	0-0
Skow	23	4	27	4.5-38.5	0	0	0-0
Barber	19	6	25	0-0	2	0	0-0
M. Johnson	15	5	20	0-0	1	1	0-0
Thomas	15	3	18	1-5	16	0	0-0
Barker	14	4	18	0-0	0	0	0-0
D. Smith	14	3	17	0-0	2	0	0-0
Brady	12	1	13	0-0	0	0	1-0
Breeden	10	3	13	0-0	7	0	0-0
Flaherty	9	3	12	0-0	0	0	1-0
White	11	0	11	0-0	0	0	0-0
Hammerstein	9	2	11	1-8	0	0	0-0
Ward	9	2	11	1-3	0	0	0-0
Wilcoits	9	1	10	0-0	2	0	0-0
Catchings	7	2	9	2.5-14.5	0	0	1-0
Fears	4	4	8	0-0	0	0	0-0
McClendon	7	0	7	0-0	0	0	0-0
Berthussen	6	1	7	2.5-12.5	0	0	1-1
Jennings	6	1	7	0-0	0	0	1-0
Kattus	6	1	7	0-0	0	0	0-0
Hillary	5	0	5	0-0	0	0	0-0
J. Hunt	5	0	5	0-0	1	0	0-0
Marling	3	2	5	0-0	0	0	0-0
Buck	3	1	4	2-15	0	0	0-0
Logan	3	0	3	0-0	0	0	0-0
McGee	3	0	3	0-0	0	0	0-0
J. Walter	3	0	3	0-0	0	0	0-0
Schutt	3	0	3	1-18	0	0	0-0
Reinke	2	1	3	0-0	1	0	0-0
Kinnbrew	2	0	2	0-0	0	0	0-0
Kozerski	2	0	2	0-0	0	0	0-0
Martin	2	0	2	0-0	0	0	0-0
McCluskey	2	0	2	0-0	0	0	0-0
Meenan	2	0	2	0-0	0	0	0-0
Reimers	2	0	2	0-0	0	0	0-0
Sellers	2	0	2	0-0	0	0	0-0
Rice	1	1	2	0-0	0	0	0-0
Brooks	1	0	1	0-0	0	0	0-0
E. Brown	1	0	1	0-0	0	1	0-0
Eaddy	1	0	1	0-0	0	0	0-0
Holman	1	0	1	0-0	0	0	0-0
B. Johnson	1	0	1	0-0	0	0	0-0
Munoz	1	0	1	0-0	0	0	0-0
Riggs	1	0	1	0-0	0	0	0-0
Romasko	1	0	1	0-0	0	0	0-0
Wright	1	0	1	0-0	0	0	0-0
Manos	0	1	1	0-0	0	0	0-0

Blocked kicks: Bussey (1 blocked punt)

*Press box statistics

Head Coach: Sam Wyche			
Date	W/L	Score	Opponent
Sept. 13	W	23-21	at Indianapolis
Sept. 20	L	26-27	San Francisco
Sept. 27	at L	A Rams/canceled - players strike	
Oct. 4**	L	9-10	San Diego
Oct. 11**	L	17-10	at Seattle
Oct. 18**	L	0-34	Cleveland
Oct. 25	L	20-23	at Pittsburgh
Nov. 1	L	29-31	Houston
Nov. 8	L	14-20	Miami
Nov. 15	W	16-10	at Atlanta
Nov. 22	L	16-30	Pittsburgh
Nov. 29	L	20-27	at N.Y. Jets
Dec. 6	W	30-27*	Kansas City
Dec. 13	L	24-38	at Cleveland
Dec. 20	L	24-41	New Orleans
Dec. 27	L	17-21	at Houston

*Overtime; **Replacement Game

TEAM STATISTICS		Bengals	Opponents
TOTAL FIRST DOWNS		319	286
Rushing		130	99
Passing		159	169
Penalty		30	18
3rd Down: Made-Att.		81-216	79-194
4th Down: Made-Att.		8-18	4-8
POSSESSION AVG.		30.24	29.36
TOTAL NET YARDS		5377	4697
Avg. Per Game		358.5	313.1
Total Plays		1045	937
Avg. Per Play		5.1	5.0
NET YARDS RUSHING		2164	1641
Avg. Per Game		144.3	109.4
Total Rushes		538	441
NET YARDS PASSING		3213	3056
Avg. Per Game		214.2	203.7
Sacked-Yards Lost		32-255	40-303
Gross Yards		3468	3359
Att.-Completions		475-255	456-267
Completion Pct.		53.7	58.6
Had Intercepted		20	14
PUNTS-AVG.		73-41.0	75-40.2
Net Punting Avg.		34.5	33.4
PENALTIES-YARDS		99-791	79-669
FOUMBLES-BALL LOST		29-12	26-12
TOUCHDOWNS		30	43
Rushing		13	15
Passing		17	24
Returns		0	4

Score by Periods	1	2	3	4	OT	Total
Bengals	87	72	40	83	3	285
Opponents	44	106	96	124	0	370

SCORING	TD	R	FG	PAT	FG	ST	TP
Breech	0	0	0	0	25-27	24-30	0
Kinnbrew	8	8	0	0	-	0	18
Brooks	3	1	2	0	-	0	18
E. Brown	3	0	3	0	-	0	18
Jennings	3	1	2	0	-	0	18
Martin	3	0	3	0	-	0	18
Holman	2	0	2	0	-	0	12
Kattus	2	0	2	0	-	0	12
B. Johnson	1	1	0	0	-	0	6
Logan	1	1	0	0	-	0	6
Manca	0	0	0	0	3-3	1-2	0
McCluskey	1	1	0	0	-	0	6
McGee	1	0	1	0	-	0	6
Munoz	1	0	1	0	-	0	6
Russell	1	0	1	0	-	0	6
Schutt	0	0	0	0	-	1	2
Bengals	30	13	17	0	28-30	25-32	1285
Opponents	43	15	24	4	43-43	23-26	0370

RUSHING	No	Yds	Avg	Lg	TD
Kinnbrew	145	570	3.9	52	8
Jennings	70	314	4.5	18	1
Brooks	94	290	3.1	18	1
Esiason	52	241	4.6	19	0
B. Johnson	39	203	5.2	20	1
Logan	37	203	5.5	21	1
McCluskey	29	94	3.2	12	1
Wright	24	74	3.1	10	0

(continued)

RUSHING-cont'd	No	Yds	Avg	Lg	TD
D. Walter	16	70	4.4	16	0
Rice	18	59	3.3	8	0
Meenan	4	19	4.8	17	0
Bennett	6	16	3.0	9	0
Breen	2	17	8.5	9	0
E. Brown	1	0	0.0	0	0
McGee	1	-10	-10.0	-10	0
Bengals	538	2164	4.0	52	13
Opponents	441	1641	3.7	42	15

RECEIVING	No	Yds	Avg	Lg	TD
E. Brown	44	608	13.8	47	3
Jennings	35	277	7.9	24	2
Collinsworth	31	494	15.9	53	0
Holman	28	438	15.6	61	2
McGee	23	408	17.7	49	1
Brooks	22	272	12.4	46	2
Martin	20	394	19.7	54	3
Kattus	18	217	12.1	57	2
Kinnbrew	9	114	12.7	25	0
Hillary	4	65	13.0	23	0
Wright	4	28	7.0	11	0
Meenan	3	25	8.3	12	0
B. Johnson	3	19	6.3	9	0
Pleasant	2	14	7.0	18	0
Russell	2	45	22.5	35	0
McCluskey	2	27	13.5	23	1
McCluskey	1	15	7.5	12	1
Bengals	255	3468	13.6	61	17
Opponents	267	3359	12.6	53	24

INTERCEPTIONS	No	Yds	Avg	Lg	TD
Jackson	3	49	16.3	29	0
Fulcher	3	30	10.0	28	0
Breeden	2	49	24.5	44	0
D. Smith	2	0	0.0	0	0
Wilcoits	1	37	37.0	37	0
Niehoff	1	19	19.0	19	0
Thomas	1	3	3.0	3	0
Bussey	1	0	0.0	0	0
Bengals	14	187	13.4	44	0
Opponents	20	336	16.8	76	2

PUNTING	No	Yds	Avg	TB	In20	Lg	8
Fulhage	52	2168	41.7	5	10	58	0
Horne	19	759	39.9	4	2	57	0
Esiason	2	68	34.0	0	1	41	0
Bengals	73	2995	41.0	9	13	58	0
Opponents	75	3017	40.2	11	15	66	0

PUNT RETURNS	Ret	FC	Yds	Avg	Lg	TD
Martin	28	5	277	9.9	21	0
K. Brown	5	3	16	3.2	10	0
Horton	1	0	0	0.0	0	0
Jackson	0	1	0	0.0	0	0
Bengals	34	9	293	8.6	21	0
Opponents	42	8	299	7.1	26	0

KICKOFF RETURNS	No	Yds	Avg	Lg	TD
Bussey	21	406	19.3	34	0
McGee	15	242	16.1	24	0
Wright	13	266	20.5	30	0
Martin	3	51	17.0	20	0
K. Brown	3	45	15.0	20	0
Brooks	2	42	21.0	23	0
Jennings	2	32	16.0	18	0
Logan	3	31	10.3	16	0
Kattus	2	22	11.0	13	0
Hillary	1	15	15.0	15	0
Meenan	1	9	9.0	9	0
Fulcher	1	0	0.0	0	0
Bengals	67	1161	17.3	34	0
Opponents	62	1145	18.5	62	0

FIELD GOALS	1-19	20-29	30-39	40-49	50+
Breech	0-0	6-7	12-12	6-11	0-0
Manca	0-0	1-1	0-0	0-1	0-0
Bengals	0-0	7-8	12-12	6-12	0-0
Opponents	0-0	9-9	7-8	6-8	1-1

1988 FINAL STATISTICS (12-4-0)

Head Coach: Sam Wyche				
Date	W/L	Score	Opponent	Att
Sept. 4	W	21-14	Phoenix	50,404
Sept. 11	W	28-24	at Philadelphia	66,459
Sept. 18	W	17-12	at Pittsburgh	56,647
Sept. 25	W	24-17	Cleveland	54,943
Oct. 2	W	45-21	at L.A. Raiders	42,594
Oct. 9	W	36-19	N.Y. Jets	57,482
Oct. 16	L	21-27	at New England	59,969
Oct. 23	W	44-21	Houston	54,659
Oct. 30	L	16-23	at Cleveland	79,147
Nov. 6	W	42-7	Pittsburgh	56,403
Nov. 13	L	28-31	at Kansas City	34,614
Nov. 20	W	38-24	at Dallas	37,865
Nov. 27	W	35-21	Buffalo	58,672
Dec. 4	W	27-10	San Diego	56,866
Dec. 11	L	6-41	at Houston	50,269
Dec. 17	W	20-17*	Washington	52,157

*Overtime

TEAM STATISTICS		Bengals	Opponents
TOTAL FIRST DOWNS		351	322
Rushing		159	126
Passing		165	177
Penalty		27	19
3rd Down: Made-Att.	80-181	96-221	
4th Down: Made-Att.	8-11	12-27	
POSSESSION AVG.		29:32	30:28
TOTAL NET YARDS		6057	5182
Avg. Per Game		378.6	323.9
Total Plays		985	1059
Avg. Per Play		6.1	4.9
NET YARDS RUSHING		2710	2048
Avg. Per Game		169.4	128.0
Total Rushes		563	493
NET YARDS PASSING		3347	3134
Avg. Per Game		209.2	195.9
Sacked-Yards Lost	30-245	42-374	
Gross Yards		3592	3508
Att.-Completions	392-225	524-283	
Completion Pct.		57.4	54.0
Had Intercepted		14	22
PUNTS-AVG.	64-36.7	65-39.9	
Net Punting Avg.		30.2	35.6
PENALTIES-YARDS	82-647	95-873	
FUMBLES-BALL LOST	28-13	28-14	
TOUCHDOWNS		59	38
Rushing		27	18
Passing		28	19
Returns		4	2

Score by Periods	1	2	3	4	OT	Tot
Bengals	99	147	107	92	3	448
Opponents	67	79	95	88	0	329

SCORING	TD	Ru	Rc	Rt	PAT	FG	S	TP
Woods	15	15	0	0	—	—	0	90
Breech	0	0	0	0	56-59	11-16	0	89
Brooks	14	8	6	0	—	—	0	84
Broon	9	0	9	0	—	—	0	84
McGee	6	0	6	0	—	—	0	36
Holman	3	0	3	0	—	—	0	18
Wilson	3	2	1	0	—	—	0	18
Jennings	2	1	0	1	—	—	0	12
Barker	1	0	0	1	—	—	0	6
Billups	1	0	0	1	—	—	0	6
Collinsworth	1	0	1	0	—	—	0	6
Esiason	1	1	0	0	—	—	0	6
Fulcher	1	0	0	1	—	—	0	6
Hillary	1	0	1	0	—	—	0	6
Martin	1	0	1	0	—	—	0	6
Johnson	0	0	0	0	0-0	1-2	0	3
TEAM	0	0	0	0	—	—	1	2
Bengals	59	27	28	4	56-59	12-18	1	448
Opponents	39	18	9	2	38-39	17-24	3	329

RUSHING	No	Yds	Avg	Lg	TD
Woods	203	1066	5.3	56	15
Brooks	182	931	5.1	51	8
Bruce Reimers	112	398	3.6	19	2
Esiason	43	248	5.8	24	1
Jennings	17	47	2.8	9	1
Logan	2	10	5.0	9	0
Schonert	2	10	5.0	7	0
Norseth	1	5	5.0	5	0
Brown	1	-5	-5.0	-5	0
Bengals	563	2710	4.8	56	27
Opponents	493	2048	4.2	48	18

RECEIVING	No	Yds	Avg	Lg	TD
Brown	53	1273	24.0	86	9
Holman	39	527	13.5	33	3
McGee	36	686	19.1	78	6
Brooks	29	287	9.9	28	6
Woods	21	199	9.5	25	0
Collinsworth	13	227	17.5	36	1
Wilson	9	110	12.2	28	1
Riggs	9	82	9.1	16	0
Hillary	5	76	15.2	31	1
Jennings	5	75	15.0	31	0
Martin	2	22	11.0	15	1
Logan	2	20	10.0	17	0
Kattus	2	8	4.0	11	0
Bengals	225	3592	16.0	86	28
Opponents	283	3508	12.4	65	19

INTERCEPTIONS	No	Yds	Avg	Lg	TD
Thomas	7	61	8.7	37	0
Fulcher	5	38	7.6	16	1
Billups	4	47	11.8	29	0
Horton	3	13	4.3	11	0
Dixon	1	13	13.0	13	0
Wilcoits	1	6	6.0	6	0
Zander	1	3	3.0	3	0
Bengals	22	181	8.2	37	1
Opponents	14	185	13.2	46	0

PUNTING	No	Yds	Avg	TB	Int	Lg	B
Fulhage	44	1672	38.0	5	13	53	2
Johnson	14	594	42.4	1	4	52	0
Breech	3	64	21.3	1	1	30	0
Esiason	1	21	21.0	0	0	21	0
Bengals	64	2351	36.7	7	18	53	2
Opponents	65	2596	39.9	2	12	53	0

PUNT RETURNS	Ret	FC	Yds	Avg	Lg	TD
Hillary	17	5	166	9.8	20	0
Brown	10	7	48	4.8	13	0
Martin	5	5	30	6.0	10	0
Bengals	32	17	244	7.6	26	0
Opponents	32	7	280	8.8	20	0

KICKOFF RETURNS	No	Yds	Avg	Lg	TD
Jennings	32	684	21.4	98	1
Hillary	12	195	16.3	24	0
Bussey	7	83	11.9	22	0
Logan	4	80	20.0	24	0
Dixon	1	18	18.0	18	0
Brooks	1	-6	-6.0	-6	0
Riggs			1 fair catch		
Bengals	57	1054	18.5	98	1
Opponents	61	1335	21.9	84	0

FIELD GOALS	1-19	20-29	30-39	40-49	50+
Breech	1-1	5-5	3-4	2-5	0-1
Johnson	0-0	0-0	0-0	0-0	1-2
Bengals	1-1	5-5	3-4	2-5	1-3
Opponents	1-1	4-5	7-7	5-10	0-1

FIELD GOAL ATTEMPTS BY GAME:

Breech: (42N) (-) (32G) (34G) (28G) (30N, 25G) (-) (-) (19G, 32G, 22G) (-) (-) (41G) (51N) (46N) (45G, 27G) (40N, 20G). **Johnson:** (-) (-

(continued)

PASSING	Att	Cmp	Yds	Cmp %	Yds/Att	TD	Int	%	Lg	Sack-Lost	Rat	
Esiason	388	223	3572	57.5	9.21	28	7.2	14	3.6	86	30-245	97.4
Schonert	4	2	20	50.0	5.00	0	0.0	0	0.0	17	0-0	64.6
Bengals	392	225	3592	57.4	9.16	28	7.1	14	3.6	86	30-245	97.0
Opponents	524	283	3508	54.0	6.69	19	3.6	22	4.2	65	42-374	69.6

USUAL STARTERS

OFFENSE	DEFENSE
WR Tim McGee	LE Skip McClendon
LT Anthony Munoz	NT Tim Krumrie
LG Bruce Reimers	RE Jim Skow
C Bruce Kozerski	LOLB Leon White
RG Mac Montoya	LILB Carl Zander
RT Joe Walter	RILB Joe Kelly
TE Rodney Holman	OLB Reggie Williams
WR Eddie Brown	LCB Lewis Billups
QB Boomer Esiason	RCB Eric Thomas
HB James Brooks	SS David Fulcher
FB Ickey Woods	FS Solomon Wilcoits

FIELD GOAL ATTEMPTS BY GAME-cont'd:
Opponents: (58N) (42N, 34G) (48N, 19G) (27G) (-) (30G) (43N) (45N) (34G, 39G, 29G) (-) (37G, 35G, 23G, 47G, 39G) (44G) (-) (26G, 41N) (43G, 48G) (43G, 29N).

DEFENSE*	ST	AT	TT	Sks	Yds	PD	FF	FR
Player								
Krumrie	95	56	151	3-26	1	4	3-0	
Fulcher	72	36	108	15-12.5	11	1	0-0	
Wilcoits	52	32	84	0-0	7	0	2-0	
Zander	46	34	80	0-0	1	0	1-0	
Thomas	49	18	67	0-0	32	1	0-0	
Williams	34	31	65	2.5-1.9	4	0	0-0	
Kelly	40	21	61	0-0	1	0	0-0	
White	36	24	60	3-24	4	3	1-0	
Billups	47	10	57	0-0	16	0	2-26	
Skow	31	13	44	9.5-86.5	2	2	0-0	
Buck	24	10	34	6-48.5	0	0	0-0	
Barker	22	12	34	3-33	1	1	1-34	
McClendon	20	11	31	2-27	0	0	0-0	
Grant	17	13	30	5-37	2	0	1-0	
Dixon	29	0	29	0-0	9	0	0-0	
Bussey	21	4	25	4-36	3	1	1-0	
Horton	21	4	25	1-11	2	0	0-0	
Edwards	4	5	9	0.5-3.5	0	0	0-0	
Dar. Smith	5	1	6	0-0	0	0	0-0	
King	2	1	3	0-0	0	0	0-0	
Maxey	0	2	2	0-0	0	0	0-0	
Brady	0	1	1	0-0	0	0	0-0	
TEAM	—	—	—	1-10	—	—	—	

SPECIAL TEAMS*	ST	AT	TT	FF	FR	BP	BFG	BXP
Bussey	12	1	13	0	0-0	0	0	0
Dixon	11	1	12	0	1-(-3)	0	0	0
Brady	9	2	11	1	0-0	0	0	0
Barker	8	1	9	0	0-0	0	0	0
Logan	6	1	7	0	0-0	0	0	0
Riggs	6	0	6	0	1-0	0	0	0
White	4	0	4	0	1-0	0	0	0
King	3	0	3	0	0-0	0	0	0
Wilcoits	3	0	3	0	0-0	0	0	0
Zander	2	1	3	0	0-0	0	0	0
Hillary	2	0	2	0	0-0	0	0	0
Horton	2	0	2	0	0-0	0	0	0
Kattus	2	0	2	0	0-0	0	0	0
Thomas	2	0	2	0	0-0	0	0	0
Fulcher	1	1	2	0	0-0	0	0	0
Dar. Smith	1	1	2	0	0-0	0	0	0
Collinsworth	1	0	1	0	0-0	0	0	0
Dillafant	1	0	1	0	0-0	0	0	0
Johnson	1	0	1	0	0-0	0	0	0
Kelly	1	0	1	0	0-0	0	0	0
Parker	1	0	1	0	0-0	0	0	0
Walker	1	0	1	0	0-0	0	0	0
Wilson	1	0	1	0	0-0	0	0	0
Woods	0	1	1	0	0-0	0	0	0
Romer	0	0	0	1	0-0	0	0	0

MISCELLANEOUS DEFENSE*

Player	ST	AT	TT	FF	FR	Yds
Brown	3	0	3	0	0	0-0
Esiason	2	0	2	0	0	0

1988 SEASON PLAYOFF STATISTICS (2-1)

Date	W/L	Score	Opponent	Att
Dec. 31*	W	21-13	Seattle	58,560
Jan. 8*	W	21-10	Buffalo	59,747
Jan. 22*	L	16-20	vs. San Francisco	75,129

*AFC Divisional Playoff

+AFC Championship

#Super Bowl XXIII at Miami, Fla.

TEAM STATISTICS	Bengals	Opponents
TOTAL FIRST DOWNS	58	52
Rushing	39	9
Passing	16	40
Penalty	3	3
3rd Down: Made-Att.	17-41	6-35
3rd Down Pct.	41.5	17.1
4th Down: Made-Att.	1-3	2-5
4th Down Pct.	33.3	40.0
POSSESSION AVG.	35.50	24.10
TOTAL NET YARDS	823	928
Avg. Per Game	274.3	309.3
Total Plays	205	186
Avg. Per Play	4.0	5.0
NET YARDS RUSHING	535	179
Avg. Per Game	178.3	59.7
Total Rushes	125	60
Avg. Per Rush	4.3	3.0
NET YARDS PASSING	288	749
Avg. Per Game	96.0	249.7
Sacked-Yards Lost	10-58	10-68
Gross Yards	346	817
Att.-Completions	64-29	116-61
Completion Pct.	45.3	52.6
Had Intercepted	3	5
PUNTS-AVG.	17-42.2	16-42.8
Net Punting Avg.	37.1	39.8
PENALTIES-YARDS	13-139	14-127
FUMBLES-BALL LOST	6-2	5-2
TOUCHDOWNS	7	5
Rushing	5	1
Passing	1	4
Returns	1	0

Score by Periods	1	2	3	4	OT	Total
Bengals	14	24	10	10	-	58
Opponents	3	10	3	27	-	43

SCORING	TD	Ru	Re	Rt	PAT	FG	S	TP
Woods	3	3	0	0	-	-	0	18
Breech	0	0	0	0	7-7	3-3	0	16
Wilson	2	2	0	0	-	-	0	12
Brooks	1	0	1	0	-	-	0	6
Jennings	1	0	0	1	-	-	0	6
Bengals	7	5	1	1	7-7	3-3	0	58
Opponents	5	1	4	0	4-5	3-6	0	43

RUSHING	No	Yds	Avg	Lg	TD
Woods	72	307	4.3	30	3
Brooks	26	102	3.9	26	0
Wilson	12	74	6.2	20	2
Esiason	12	37	3.1	29	0
Jennings	3	15	5.0	8	0
Bengals	125	535	4.3	30	5
Opponents	60	179	3.0	13	1

RECEIVING	No	Yds	Avg	Lg	TD
Holman	7	82	11.7	24	0
Cottinsworth	5	75	15.0	30	0
Brooks	5	62	12.4	20	1
Brown	4	55	13.8	23	0
McGee	4	37	9.3	18	0
Riggs	3	18	6.0	13	0
Hillary	1	17	17.0	17	0
Bengals	29	346	11.9	30	1
Opponents	61	817	13.4	44	4

INTERCEPTIONS	No	Yds	Avg	Lg	TD
Thomas	2	26	13.0	26	0
Fulcher	1	0	0.0	0	0
Wilcoits	1	0	0.0	0	0
Riggs	1	-3	-3.0	-3	0
Bengals	5	23	4.6	26	0
Opponents	3	25	8.3	25	0

PUNTING	No	Yds	Avg	Net	TB	In20	Lg	B
Johnson	17	718	42.2	37.1	0	7	63	0
Bengals	17	718	42.2	37.1	0	7	63	0
Opponents	16	684	42.8	39.8	0	2	55	0

PUNT RETURNS	Ret	FC	Yds	Avg	Lg	TD
Hillary	6	1	43	7.2	16	0
Horton	1	0	5	5.0	5	0
Dixon	1	0	0	0.0	0	0
Bengals	8	1	48	6.0	16	0
Opponents	9	2	88	9.8	45	0

KICKOFF RETURNS	No	Yds	Avg	Lg	TD
Jennings	4	154	38.5	93t	1
Hillary	3	24	8.0	13	0
Brooks	2	38	19.0	23	0
Bengals	9	216	24.0	93t	1
Opponents	11	200	18.2	26	0

FIELD GOALS	1-19	20-29	30-39	40-49	50+
Breech	0-0	0-0	1-1	2-2	0-0
Bengals	0-0	0-0	1-1	2-2	0-0
Opponents	0-1	0-0	2-2	1-3	0-0

FIELD GOAL ATTEMPTS BY GAME:

Breech: (-) (-) (34G, 43G, 40G).

Opponents: (-) (43N, 39G) (41G, 19N, 32G, 49N).

DEFENSE*	ST	AT	TT	Sks-Yds	PD	FF	FR-Yds
Player	ST	AT	TT	Yds	PD	FF	Yds
Williams	13	4	17	3-21	0	0	0-0
Wilcoits	12	2	14	0-0	2	0	0-0
Fulcher	10	3	13	1-6	4	1	0-0
Krumrie	8	5	13	0-0	0	1	0-0
Billups	9	3	12	0-0	7	0	0-0
Thomas	10	1	11	0-0	10	0	0-0
Buck	6	5	11	3-19	0	0	0-0
Bussey	8	1	9	0-0	1	0	0-0
White	8	1	9	0-0	0	0	0-0
Zander	7	2	9	0-0	0	0	0-0
Horton	6	2	8	0-0	0	1	0-0
Grant	5	1	6	2-12	0	0	0-0
Barker	4	1	5	0-0	0	0	0-0
Dixon	4	1	5	0-0	1	0	0-0
Kelly	2	2	4	0-0	0	0	0-0
Skow	2	1	3	1-10	0	0	2-0
McClendon	2	0	2	0-0	0	0	0-0
King	0	1	1	0-0	0	0	0-0

SPECIAL TEAMS*	ST	AT	TT	FF	FR-Yds	BP	BFG	BXP
Player	ST	AT	TT	FF	Yds	BP	BFG	BXP
Bussey	4	0	4	0	0-0	0	0	0
Barker	2	2	4	0	0-0	0	0	0
Parker	3	0	3	0	0-0	0	0	0
Brady	2	1	3	0	0-0	0	0	0
Riggs	2	0	2	0	0-0	0	0	0
Dar. Smith	2	0	2	0	0-0	0	0	0
White	2	0	2	0	0-0	0	0	0
Horton	1	0	1	0	0-0	0	0	0
Wilson	1	0	1	0	0-0	0	0	0
Jennings	0	1	1	0	0-0	0	0	0
King	0	1	1	0	0-0	0	0	0

MISCELLANEOUS DEFENSE*

Player	ST	AT	TT	FF	FR-Yds
Brown	1	0	1	0	0-0
Holman	1	0	1	0	0-0

*Press box statistics

PASSING	Att	Cmp	Yds	Cmp %	Yds/Att	TD	%	Int	%	Lg	Sack-Lost	Ret
Esiason	64	29	346	45.3	5.41	1	1.6	3	4.7	30	10-58	48.0
Bengals	64	29	346	45.3	5.41	1	1.6	3	4.7	30	10-58	48.0
Opponents	116	61	817	52.6	7.04	4	3.4	5	4.3	44	10-68	68.8

1989 FINAL STATISTICS (8-8-0)

Head Coach: Sam Wyche					RUSHING		No	Yds	Avg	Lg	TD					
Date	W/L	Score	Opponent	Att												
Sept. 10	L	14-17	at Chicago	64,730	Brooks	221	1239	5.6	651	7						
Sept. 17	W	41-10	Pittsburgh	53,885	Jennings	83	293	3.5	17	2						
Sept. 25	W	21-14	Cleveland	55,996	Esision	47	278	5.9	24	0						
Oct. 1	W	21-17	at Kansas City	61,165	Taylor	30	111	3.7	16	3						
Oct. 8	W	26-16	at Pittsburgh	52,785	Woods	29	94	3.2	12	2						
Oct. 15	L	13-20	Miami	58,164	McGee	2	36	18.0	25	0						
Oct. 22	L	12-23	Indianapolis	57,582	Wilhelm	6	30	5.0	14	0						
Oct. 29	W	56-23	Tampa Bay	57,225	Holfield	11	20	1.8	11	0						
Nov. 5	L	7-28	at L.A. Raiders	51,080	Hillary	1	-2	-2.0	-2	0						
Nov. 13	L	24-26	at Houston	60,694	Johnson	1	-7	-7.0	-7	0						
Nov. 19	W	42-7	Detroit	55,720	Bengals	529	2483	4.7	651	17						
Nov. 26	L	7-24	at Buffalo	80,074	Opponents	482	2162	4.5	921	9						
Dec. 3	W	21-0	at Cleveland	76,236	RECEIVING							No	Yds	Avg	Lg	TD
Dec. 10	L	17-24	Seattle	54,744	McGee	65	1211	18.6	741	8						
Dec. 17	W	61-7	Houston	47,510	Brown	52	814	15.7	46	6						
Dec. 25	L	21-29	at Minnesota	58,829	Holman	50	736	14.7	731	9						

TEAM STATISTICS	Bengals	Opponents
TOTAL FIRST DOWNS	348	280
Rushing	136	114
Passing	183	151
Penalty	29	15
3rd Down: Made-Att.	100-220	82-209
3rd Down Pct.	45.5	39.2
4th Down: Made-Att.	12-24	6-19
4th Down Pct.	50.0	31.6
POSSESSION AVG.	30:51	29:09
TOTAL NET YARDS	6101	5297
Avg. Per Game	381.3	331.1
Total Plays	1083	997
Avg. Per Play	5.6	5.3
NET YARDS RUSHING	2483	2162
Avg. Per Game	155.2	135.1
Total Rushes	529	482
NET YARDS PASSING	3618	3135
Avg. Per Game	226.1	195.9
Sacked-Yards Lost	41-332	33-248
Gross Yards	3950	3363
Att.-Completions	513-288	482-256
Completion Pct.	56.1	53.1
Had Intercepted	13	21
PUNTS-AVG.	65-38.5	75-39.1
Net Punting Avg.	29.9	34.7
PENALTIES-YARDS	85-637	121-1045
FUMBLES-BALL LOST	29-19	26-16
TOUCHDOWNS	52	32
Rushing	17	9
Passing	32	22
Returns	3	1

Score by Periods	1	2	3	4	OT	Tot
Bengals	61	147	98	98	-	404
Opponents	50	93	56	82	-	281

SCORING	TD-R	R-RT	PAT	FG	S	TP
Breech	0	0	0	37-38	12-14	0
Brooks	9	7	2	0	-	54
Holman	9	0	9	0	-	54
McGee	8	0	8	0	-	48
Brown	6	0	6	0	-	36
Taylor	5	3	2	0	-	30
Gallery	0	0	0	13-13	2-6	0
Ball	3	3	0	0	-	18
Jennings	3	2	1	0	-	18
Martin	2	0	2	0	-	12
Woods	2	0	0	0	-	12
Busssey	1	0	0	1	-	6
Hillary	1	0	1	0	-	6
Smith	1	0	1	0	-	6
Thomas	1	0	0	1	-	6
White	1	0	0	1	-	6
Johnson	0	0	0	0	0-1	0
Bengals	52	17	32	3	50-52	14-20
Opponents	32	9	22	1	31-32	20-27

PASSING	Att	Cmp	Yds	Cmp %	Yds/A
Eslason	455	258	3525	56.7	7.7
Wilhelm	56	30	425	53.6	7.6
Schonert	2	0	0	0.0	0.0
Bengals	513	288	3950	56.1	7.7
Opponents	482	256	3383	53.1	7.0

RUSHING	No	Yds	Avg	Lg	TD
Brooks	221	1239	5.6	65	7
Ball	98	391	4.0	27	3
Jennings	83	293	3.5	17	2
Esiason	47	278	5.9	24	0
Taylor	30	111	3.7	16	3
Woods	29	94	3.2	12	2
McGee	2	36	18.0	25	0
Wilhelm	6	30	5.0	14	0
Hoffield	11	20	1.8	11	0
Hillary	1	-2	-2.0	-2	0
Johnson	1	-7	-7.0	-7	0
Bengals	529	2483	4.7	651	17
Opponents	482	2162	4.5	621	19

RECEIVING	No	Yds	Avg	Lg	TD
McGee	65	1211	18.6	74	8
Brown	52	814	15.7	46	6
Holman	50	736	14.7	73	9
Brooks	37	306	8.3	25	2
Hillary	17	162	9.5	17	1
Martin	15	160	10.7	21	2
Kattus	12	93	7.8	16	0
Smith	10	140	14.0	41	1
Jennings	10	119	11.9	43	1
Ball	6	44	7.3	15	0
Riggs	5	29	5.8	9	0
Taylor	4	44	11.0	18	2
Garrett	2	29	14.5	18	0
Holifield	2	18	9.0	14	0
Parker	1	45	45.0	45	0
Bengals	288	3950	13.7	74	32
Opponents	256	3383	13.2	84	22

INTERCEPTIONS	No	Yds	Avg	Lg	TD
Fulcher	8	87	10.9	22	0
Thomas	4	18	4.5	18t	1
Dixon	3	47	15.7	28	0
Billups	2	0	0.0	0	0
Kelly	1	25	25.0	25	0
White	1	22	22.0	22	0
Carey	1	5	5.0	5	0
Bussey	1	0	0.0	0	0
Bengals	21	204	9.7	28	1
Opponents	13	42	3.2	19	0

PUNTING	No	Yds	Avg	Net	TB	In20	Lg	B
Johnson	61	2446	40.1	30.2	11	14	62	2
Breech	2	58	29.0	19.0	1	1	32	0
Bengals	65	2504	38.5	29.9	12	15	62	2
Opponents	75	2935	39.1	34.7	6	16	57	1

PUNT RETURNS	Ret	FC	Yds	Avg	Lg	TD
Martin	15	4	107	7.1	17	0
Smith	12	2	54	4.5	15	0
Hillary	6	4	19	3.2	10	0
Carey	3	2	29	9.7	13	0
Bengals	36	12	209	5.8	17	0
Opponents	33	5	323	9.8	45	0

KICKOFF RETURNS	No	Yds	Avg	Lg	TD
Jennings	26	525	20.2	33	0
Hillary	14	223	15.9	29	0
Carey	6	104	17.3	23	0
Smith	5	65	13.0	19	0
Ball	1	19	19.0	19	0
Taylor	1	5	5.0	5	0
Hollifield	1	0	0.0	0	0
Jackson		(1 fair catch)			
Bengals	54	941	17.4	33	0
Opponents	55	1203	21.9	66	0

FIELD GOALS	1-19	20-29	30-39	40-49	50+
Breach	0-0	9-9	3-4	0-1	0-0
Gallery	0-0	1-1	0-1	1-4	0-0
Bengals	0-0	10-10	3-5	1-5	0-0
Opponents	0-0	9-9	7-8	4-8	0-2

TD	TD		Int		Sack-	
	%	Int	%	Lg	Lost	Rat
28	6.2	11	2.4	741	36-288	92.1
4	7.1	2	3.6	461	3-17	87.3
0	0.0	0	0.0	—	2-27	99.6
32	6.2	13	2.5	741	41-332	91.2
22	4.6	21	4.4	841	33-248	72.6

USUAL STARTERS

OFFENSE	DEFENSE
WR Tim McGee	LE Jim Skow
LT Anthony Munoz	NT Tim Krumrie
LG Bruce Reimers	RE Jason Buck
C Bruce Kozerski	LOLB Leon White
RG Max Montoya	LILB Carl Zander
RT Brian Blados,	RILB Joe Kelly
Joe Walter	ROLB Reggie Williams
TE Rodney Holman	LCB Lewis Billups
WR Eddie Brown	RCB Eric Thomas
QB Boomer Esiason	SS David Fulcher
HB James Brooks	FS Rickey Dixon
FB Eric Ball,	
Stanford Jennings	

FIELD GOAL ATTEMPTS BY GAME:

Breec: (-) (-) (-) (-) (24G, 27G) (20G, 22G)
 (30G, 29G, 23G, 21G) (-) (34N) (38G) (49N)
 (-) (24G) (27G, 30G) (-). **Galler:** (45N) (26G,
 47G) (48N, 44N) (31N) (-) (-) (-) (-) (-) (-) (-)
 (-) (-) (-) (-).

Opponents: (29G) (38G) (-) (23G) (46N, 24G,
 40G, 34G) (29G, 33G) (27N) (-) (46N) (32G, 42G,
 37G, 28G) (-) (24G) (51N, 48N) (41N, 48G) (32N)
 (31G, 37G, 22G, 42G, 24G, 52N)

Player	ST	AT	TT	Sks- Yds	PD	FF	Frs- Yds
Fulcher	70	37	107	0-0	14	1	4-0
Dixon	84	19	103	0-0	16	1	0-0
Krumrie	45	29	74	3-11	0	1	1-0
Kelly	44	26	70	1-6	4	1	3-23
Zander	43	24	67	1-5-14	3	1	1-25
Thomas	49	9	58	2-23	23	1	0-0
Buck	42	14	56	6-46	2	1	1-0
Billups	45	4	49	0-0	14	2	0-0
Williams	33	15	48	3-5-27	0	0	0-0
White	32	15	47	2-17	4	2	2-22
McClendon	24	8	33	15-10-5	0	2	1-0
Skow	21	9	29	4-5-31	4	1	0-0
Hammerstein	18	11	29	1-5-13	0	0	1-0
Barker	21	6	27	0-0	2	0	0-0
Bussey	20	5	25	2-5-13-5	6	0	0-0
Grant	11	10	21	0-5-25	0	0	0-0
Jackson	18	1	19	0-0	4	1	0-0
Wilcots	13	2	15	1-18	0	0	0-0
Walker	7	4	11	0-0	0	0	1-0
Carey	6	3	9	0-0	3	0	0-0
Tualgalaoa	6	1	7	2-5-15-5	2	0	0-0
Brady	1	0	1	0-0	0	0	0-0

SPECIAL TEAMS*

Player	ST	AT	TT	FF	Yds	BP	BFG	BXP
Walker	11	0	11	0	0-0	0	0	0
Barker	10	1	11	0	0-0	0	0	0
Brady	9	1	10	0	0-0	0	0	0
Bussey	9	1	10	0	0-0	0	0	0
Wilcoits	8	2	10	0	0-0	0	0	0
Jackson	6	0	6	0	0-0	0	0	0
Barber	5	1	6	0	0-0	0	0	0
White	5	1	6	0	0-0	0	0	0
Dixon	5	0	5	0	0-0	0	0	0
Carey	1	2	3	0	0-0	0	0	0
Johnson	2	0	2	0	0-0	0	0	0
Thomas	2	0	2	0	0-0	1	0	0
Tustalgaloa	2	0	2	0	0-0	0	0	0
Hillary	1	1	0	0	0-0	0	0	0
Jennings	1	0	1	0	0-0	0	0	0
Kattus	1	0	1	0	0-0	0	0	0
Romer	1	0	1	0	0-0	0	0	0
Zander	1	0	1	0	0-0	0	0	0
Garrett	0	1	1	0	0-0	0	0	0

MISCELLANEOUS DEFENSE*

Player	ST	AT	TT	FF	FR-Yds
Brown	2	0	2	0	0-0
Holman	2	0	2	0	0-0
Montoya	2	0	2	0	0-0
Wilhelm	2	0	2	0	0-0
Blados	1	0	1	0	0-0
Brooks	1	0	1	0	0-0
Hillary	1	0	1	0	0-0
Johnson	1	0	1	0	0-0
Taylor	1	0	1	0	0-0

*Press box statistics

TEAM HISTORY

*Press box statistics

1990 SEASON PLAYOFF STATISTICS (1-1)

Date	W/L	Score	Opponent	Att
Jan. 6*	W	41-14	Houston	60,012
Jan. 13*	L	10-20	at L.A. Raiders	92,045

*AFC Wild Card Playoff
+AFC Divisional Playoff

TEAM STATISTICS	Bengals	Opponents
TOTAL FIRST DOWNS	36	33
Rushing	22	15
Passing	12	18
Penalty	2	0
3rd Down: Made-Att.	9-25	7-20
3rd Down Pct.	36.0	35.0
4th Down: Made-Att.	2-2	1-2
4th Down Pct.	100.0	50.0
POSSESSION AVG.	34:01	25:59
TOTAL NET YARDS	531	615
Avg. Per Game	265.5	307.5
Total Plays	117	103
Avg. Per Play	4.5	6.0
NET YARDS RUSHING	311	302
Avg. Per Game	155.5	151.0
Total Rushes	73	45
NET YARDS PASSING	220	313
Avg. Per Game	110.0	156.5
Sacked-Yards Lost	4-46	4-24
Gross Yards	266	337
Att.-Completions	40-23	54-27
Completion Pct.	57.5	50.0
Had Intercepted	0	2
PUNTS-AVG.	8-49.1	8-41.9
Net Punting Avg.	41.8	34.1
PENALTIES-YARDS	5-45	5-33
FUMBLES-BALLS LOST	2-0	2-1
TOUCHDOWNS	6	4
Rushing	3	0
Passing	3	4
Returns	0	0

Score by Periods	1	2	3	4	OT	Tot
Bengals	10	13	14	14	-	51
Opponents	0	7	10	17	-	34

SCORING	TD-R	Rc-Rt	PAT	FG	S	TP
Breech	0	0	0	6-6	3-3	0 15
Ball	1	1	0	0	-	0 6
Esiason	1	1	0	0	-	0 6
Green	1	0	1	0	-	0 6
Jennings	1	0	1	0	-	0 6
Kattus	1	0	1	0	-	0 6
Woods	1	1	0	0	-	0 6
Bengals	6	3	3	0	6-6	3-3 0 51
Opponents	4	0	4	0	4-4	2-2 0 34

PASSING	Att	Cmp	Yds	Cmp %	Yds/Att	TD	TD %	Int	Int %	Lg	Sack-Lost	Rat
Esiason	35	22	254	62.9	7.26	3	8.6	0	0.0	46	4-46	113.3
Wilhelm	5	1	12	20.0	2.40	0	0.0	0	0.0	12	0-0	39.6
Bengals	40	23	266	57.5	6.65	3	7.5	0	0.0	46	4-46	102.7
Opponents	54	27	337	50.0	6.24	4	7.4	2	3.7	41	4-24	79.0

RUSHING	No	Yds	Avg	Lg	TD
Woods	17	84	4.9	18	1
Esiason	7	68	9.7	14	1
Green	11	55	5.0	12	0
Ball	12	47	3.9	14	1
Brooks	17	43	2.5	14	0
Jennings	6	16	2.7	10	0
Wilhelm	3	-2	-0.7	0	0
Bengals	73	311	4.3	18	3
Opponents	45	302	6.7	34	0

RECEIVING	No	Yds	Avg	Lg	TD
Holman	4	102	25.5	46	0
Brown	4	32	8.0	15	0
Jennings	3	23	7.7	12	1
McGee	3	23	7.7	19	0
Woods	3	18	6.0	9	0
Kattus	2	19	9.5	10	1
Green	2	15	7.5	13	1
Brooks	1	22	22.0	22	0
Barber	1	12	12.0	12	0
Bengals	23	266	11.6	46	3
Opponents	27	337	12.5	41	4

INTERCEPTIONS	No	Yds	Avg	Lg	TD
Fulcher	2	54	27.0	43	0
Bengals	2	54	27.0	43	0
Opponents	0	0	-	-	0

PUNTING	No	Yds	Avg	Net	Tb	In20	Lg	B
Johnson	8	393	49.1	41.8	0	1	64	0
Bengals	8	393	49.1	41.8	0	1	64	0
Opponents	8	335	41.9	34.1	1	4	52	0

PUNT RETURNS	Ret	FC	Yds	Avg	Lg	TD
Price	3	0	42	14.0	34	0
Bengals	3	0	42	14.0	34	0
Opponents	4	2	59	14.8	19	0

KICKOFF RETURNS	No	Yds	Avg	Lg	TD
Jennings	4	86	21.5	30	0
Ball	2	42	21.0	28	0
Brown	1	12	12.0	12	0
Bengals	7	140	20.0	30	0
Opponents	7	132	18.9	37	0

FIELD GOALS	1-19	20-29	30-39	40-49	50+
Breech	0-0	2-2	1-1	0-0	0-0
Bengals	0-0	2-2	1-1	0-0	0-0
Opponents	0-0	1-1	0-0	1-1	0-0

FIELD GOAL ATTEMPTS BY GAME:
Breech: (27G, 30G) (27G).
Opponents: (-) (49G, 25G).

DEFENSE*	Player	ST	AT	TT	Sks-Yds	PD	FF	FR-Yds
Bussey	12	0	12	0-0	0	0	0	0-0
Thomas	8	1	9	0-0	1	0	0	0-0
Grant	7	2	9	1-5	2	0	0	0-0
Fulcher	5	4	9	0-0	4	0	0	0-0
Francis	6	2	8	0-0	1	0	1	0-0
Krumrie	6	1	7	0-0	0	0	0	0-0
Walker	4	1	5	0-0	0	0	0	0-0
Zander	4	1	5	1-10	1	0	0	0-0
Jones	4	0	4	0-0	1	0	0	0-0
McClendon	3	1	4	0-0	0	0	0	0-0
White	3	0	3	0-0	0	0	0	0-0
Wilcoits	1	1	2	0-0	1	0	0	0-0
Buck	1	0	1	1-3	0	0	0	0-0
Carter	1	0	1	0-0	0	0	0	0-0
TEAM	-	-	-	-	-	-	-	-

SPECIAL TEAMS*	Player	ST	AT	TT	FF	FR-Yds	BP	BFG	BXP
Brady	3	0	3	0	0-0	0	0	0	0
Zander	1	1	2	0	0-0	0	0	0	0
Ball	1	0	1	0	0-0	0	0	0	0
Barker	1	0	1	0	0-0	0	0	0	0
Bussey	1	0	1	0	0-0	0	0	0	0
Carter	1	0	1	0	0-0	0	0	0	0
Price	1	0	1	0	0-0	0	0	0	0
Tuatala	1	0	1	0	0-0	0	0	0	0
Walker	0	1	1	0	0-0	0	0	0	0

MISCELLANEOUS DEFENSE*
Player ST AT TT FF FR-Yds
(None)

*Press box statistics

TEAM HISTORY

1991 FINAL STATISTICS (3-13-0)

Head Coach: Sam Wyche

Date	W/L	Score	Opponent	Att
Sept. 1	L	14-45	at Denver	72,855
Sept. 8	L	7-30	Houston	56,463
Sept. 15	L	13-14	at Cleveland	78,269
Sept. 22	L	27-34	Washington	52,038
Oct. 6	L	7-13	Seattle	60,010
Oct. 13	L	23-35	at Dallas	63,275
Oct. 21	L	16-35	at Buffalo	80,131
Oct. 27	L	3-35	at Houston	58,634
Nov. 3	W	23-21	Cleveland	55,077
Nov. 10	L	27-33	Pittsburgh	55,503
Nov. 17	L	10-17	at Philadelphia	63,189
Nov. 24	L	14-38	L.A. Raiders	52,044
Dec. 1	W	27-24	N.Y. Giants	45,063
Dec. 9	L	13-37	at Miami	60,616
Dec. 15	L	10-17	at Pittsburgh	35,420
Dec. 22	W	29-7	New England	46,394

*Overtime

TEAM STATISTICS	Bengals	Opponents
TOTAL FIRST DOWNS	286	308
Rushing	96	100
Passing	162	191
Penalty	28	17
3rd Down: Made-Att.	78-212	86-194
3rd Down Pct.	36.8	44.3
4th Down: Made-Att.	9-20	4-8
4th Down Pct.	45.0	50.0
POSSESSION AVG.	29.14	30.46
TOTAL NET YARDS	4969	5652
Avg. Per Game	310.6	353.3
Total Plays	993	980
Avg. Per Play	5.0	5.8
NET YARDS RUSHING	1811	1662
Avg. Per Game	113.2	103.9
Total Rushes	449	454
NET YARDS PASSING	3158	3990
Avg. Per Game	197.4	249.4
Sacked-Yards Lost	33-255	21-129
Gross Yards	3413	4119
Att.-Completions	511-290	505-303
Completion Pct.	56.8	60.0
Had Intercepted	22	17
PUNTS-AVG.	65-43.5	57-42.0
Net Punting Avg.	34.3	36.4
PENALTIES-YARDS	107-845	94-808
FUMBLES-BALL LOST	30-20	23-14
TOUCHDOWNS	27	53
Rushing	11	20
Passing	14	26
Returns	2	7

Score by Periods	1	2	3	4	OT	Tot
Bengals	57	71	64	71	0	263
Opponents	68	163	76	122	6	435

SCORING	TD	Ru	Rc	Rt	PAT	FG	S	TP
Breech	0	0	0	0	27-27	23-29	0	96
Brooks	4	2	2	0	-	-	0	24
McGee	4	0	4	0	-	-	0	24
Woods	4	4	0	0	-	-	0	24
Brown	2	0	2	0	-	-	0	12
Green	2	2	0	0	-	-	0	12
Holman	2	0	2	0	-	-	0	12
Taylor	2	2	0	0	-	-	0	12
Ball	1	1	0	0	-	-	0	6
Barber	1	0	1	0	-	-	0	6
Dingle	1	0	1	0	-	-	0	6
Fulcher	1	0	1	0	-	-	0	6
James	1	0	1	0	-	-	0	6
Price	1	0	1	0	-	-	0	6
Rembert	1	0	1	0	-	-	0	6
Johnson	0	0	0	0	0-0	1-3	0	3
Gordon	0	0	0	0	-	-	1	2
Bengals	27	11	14	2	27-27	24-32	1	263
Opponents	53	20	26	7	49-52	22-31	1	435

RUSHING	No	Yds	Avg	Lg	TD
Green	158	731	4.6	75i	2
Brooks	152	571	3.8	25	2
Taylor	33	153	4.6	34i	2
Woods	36	97	2.7	12	4
Dingle	21	91	4.3	21	0

(continued)

PASSING	Att	Cmp	Yds	Cmp %	Yds/Att	TD	TD %	Int	Lg	Sack-Lost	Rat
Esiason	413	233	2883	56.4	6.98	13	3.1	16	3.9	53	72.5
Hollas	55	32	317	58.2	5.64	1	1.8	4	7.3	23i	59.8
Wilhelm	42	24	210	57.1	5.17	0	0.0	2	4.8	29	41.4
Johnson	1	1	3	100.0	3.00	0	0.0	0	0.0	3	79.2
Bengals	511	290	3413	56.8	6.68	14	2.7	22	4.3	53	68.4
Opponents	505	303	4119	60.0	8.16	26	5.1	17	3.4	74i	89.2

RUSHING-cont'd	No	Yds	Avg	Lg	TD
Esiason	24	66	2.8	16	0
Hollas	12	66	5.5	27	0
Ball	10	21	2.1	10	1
Wilhelm	1	9	9.0	9	0
Brown	1	8	8.0	8	0
Johnson	1	-2	-2.0	-2	0
Bengals	449	1811	4.0	75i	11
Opponents	454	1662	3.7	43	20

RECEIVING	No	Yds	Avg	Lg	TD
Brown	59	827	14.0	53	2
McGee	51	802	15.7	52	4
Brooks	40	348	8.7	40	2
Holman	31	445	14.4	39	2
Barber	23	255	11.1	42i	1
Taylor	21	122	5.8	16	0
Green	16	136	8.5	18	0
Kattus	12	136	11.3	24	0
Rembert	9	117	13.0	23i	1
James	7	103	14.7	22	1
Woods	6	36	6.0	16	0
Dingle	5	23	4.6	12	0
Riggs	4	14	3.5	7	0
Garrett	3	32	10.7	13	0
Ball	3	17	5.7	9	0
Bengals	290	3413	11.8	53	14
Opponents	303	4119	13.6	74i	26

INTERCEPTIONS	No	Yds	Avg	Lg	TD
Fulcher	4	51	12.8	27i	1
Thomas	3	0	0.0	0	0
Dixon	2	62	31.0	47	0
Bussey	2	18	9.0	18	0
Barker	1	29	29.0	29	0
Miltz	1	8	8.0	8	0
Fain	1	1	1.0	1	0
Francis	1	0	0.0	0	0
Grant	1	0	0.0	0	0
Price	1	0	0.0	0	0
Bengals	17	169	9.9	47	1
Opponents	22	331	15.0	52i	3

PUNTING	No	Yds	Avg	Net	TB	In20	Lg	B
Johnson	64	2795	43.7	34.7	6	15	62	0
Breech	1	33	33.0	13.0	1	0	33	0
Bengals	65	2828	43.5	34.3	7	15	62	0
Opponents	57	2394	42.0	36.4	2	14	59	0

KICKOFF RETURNS	No	Yds	Avg	Lg	TD
Ball	13	262	20.2	24	0
Garrett	13	214	16.5	24	0
Brooks	11	190	17.3	35	0
Dingle	7	176	25.1	63	0
James	8	143	17.9	26	0
Price	5	91	18.2	22	0
Green	4	66	16.5	20	0
King	3	34	11.3	17	0
Riggs	2	28	14.0	15	0
Ball	1	15	15.0	15	0
Harber	1	7	7.0	7	0
Thomas	1	-1	-1.0	-1	0
Bengals	69	1225	17.8	63	0
Opponents	38	741	19.5	34	0

FIELD GOALS	1-19	20-29	30-39	40-49	50+
Breech	0-0	9-10	8-10	5-6	1-3
Johnson	0-0	0-0	0-0	0-1	0-3
Bengals	0-0	9-10	8-10	5-6	1-3
Opponents	2-2	4-4	9-13	6-11	1-1

FIELD GOAL ATTEMPTS BY GAME:	Breech: (-)	(33N)	(21G)	(36G)	(46G)	(25G)	(40G)	(45G)	(24G)	(26G)	(32G)	(38G)	(38G)	(29G)	(47G)	(38G)	(-)	(35G)	(35G)	(39N)	(27G)	(50G)	(39G)	(48N)	(26N)	(49G)	(25G)	Johnson: (-)	(-)	(-)	(-)	(-)	(-)	(53G)	(-)	(-)	(-)	(55N)	(-)	(52N)	(-)	(-)
------------------------------	-------------	-------	-------	-------	-------	-------	-------	-------	-------	-------	-------	-------	-------	-------	-------	-------	-----	-------	-------	-------	-------	-------	-------	-------	-------	-------	-------	--------------	-----	-----	-----	-----	-----	-------	-----	-----	-----	-------	-----	-------	-----	-----

USUAL STARTERS

OFFENSE	DEFENSE
WR Tim McGee	LE Alonzo Miltz
LT Anthony Munoz	NT Tim Krumrie
LG Bruce Reimers	RE David Grant
C Bruce Kozerski	LOLB James Francis
RG Paul Jetton	LILB Leo Barker
Ken Moyer	RILB Carl Zander
RT Joe Walter	ROLB Alfred Williams
TE Rodney Holman	LCB Wayne Haddix
WR Eddie Brown	RCB Lewis Billups
QB Boomer Esiason	SS David Fulcher
RB James Brooks	FS Rickey Dixon
RB Harold Green	Barney Bussey

FIELD GOAL ATTEMPTS BY GAME:
Opponents: (30N, 42N, 19G) (19G, 21G, 37G) (30G, 42G, 38G, 45G) (40G, 26G) (45N, 36G, 31G) (-) (-) (33G, 45N) (47N, 34N) (44G, 46G, 37G) (42N, 37G) (29G) (37G) (50G, 22G, 36G) (47N, 39N) (-).

DEFENSE*				Sks-			F
Player	ST	AT	TT	Yds	PD	FF	FR
Fulcher	68	27	95	0-0	9	4	3-12
Krumrie	56	12	68	4-26	1	1	1-0
Francis	50	18	68	3-21	7	0	1-0
Dixon	58	7	65	0-0	8	1	0-0
Thomas	51	5	56	0-0	18	0	1-0
Barker	44	11	55	0-0	1	0	0-0
Mitz	40	8	48	0-0	2	0	1-0
Zander	37	10	47	0-0	1	2	1-0
Williams	36	4	40	3-16	3	1	2-24
Bussey	31	8	39	0-0	3	0	1-0
Grant	33	4	37	2-14	1	0	0-0
Billups	32	3	35	1-9	6	0	1-7
Price	16	1	17	0-0	4	0	1-0
Walker	15	2	17	1-5	0	0	0-0
Tuatagaloa	14	1	15	2-8	1	1	0-0
Rogers	10	4	14	0-0	1	0	0-0
Haddix	12	1	13	0-0	7	0	0-0
Fain	8	2	10	0-0	3	0	0-0
White	8	2	10	0-0	0	0	0-0
R. Jones	9	0	9	0-0	3	0	0-0
Gordon	6	2	8	2-8	0	0	0-0
Clark	5	3	8	0-0	0	0	0-0
McClendon	5	1	6	0-0	0	0	0-0
Vinson	4	2	6	0-0	2	0	0-0
Bennett	3	0	3	0-0	1	0	0-0
Stubbs	3	0	3	3-22	0	1	0-0
King	2	1	3	0-0	0	0	0-0
Brady	0	1	1	0-0	0	0	0-0
Saddler	0	1	1	0-0	0	0	0-0

SPECIAL TEAMS*					FR-			
Player	ST	AT	TT	FF	Yds	BP	BFG	BXP
Brady	11	1	12	0	0-0	0	0	0
Gordon	5	3	8	0	1-0	0	0	0
Barker	6	0	6	0	0-0	0	0	0
White	6	0	6	0	0-0	0	0	0
Clark	5	0	5	0	0-0	0	0	0
Rembert	4	1	5	0	0-0	0	0	0
Vinson	4	0	4	0	0-0	0	0	0
James	3	1	4	0	0-0	0	0	0
Barber	3	0	3	0	0-0	0	0	0
Fain	3	0	3	0	0-0	0	0	0
Price	3	0	3	0	0-0	0	0	0
Bussey	2	0	2	0	0-0	0	0	0
Dixon	2	0	2	0	0-0	0	0	0
King	2	0	2	0	0-0	0	0	0
Ball	1	0	1	0	0-0	0	0	0
Billups	1	0	1	0	0-0	0	0	0
Haddix	1	0	1	0	0-0	0	0	0
Hollas	1	0	1	0	0-0	0	0	0
R. Jones	1	0	1	0	0-0	0	0	0
Tuatagaloa	1	0	1	0	0-0	0	0	0
Walker	1	0	1	0	0-0	0	0	0
Zander	1	0	1	0	0-0	0	0	0
Dingle	0	1	1	0	0-0	0	0	0
Thomas	0	0	0	0	0-0	0	3	0
Sardflier	0	0	0	0	0-0	0	0	0

1993 FINAL STATISTICS (3-13-0)

Head Coach: Dave Shula

Date	W/L	Score	Opponent	Att
Sept. 5	L	14-27	at Cleveland	75,508
Sept. 12	L	6-9	Indianapolis	50,299
Sept. 19	L	7-34	at Pittsburgh	53,682
Sept. 26	L	10-19	Seattle	46,880
Oct. 10	L	15-17	at Kansas City	75,394
Oct. 17	L	17-28	Cleveland	55,647
Oct. 24	L	12-28	at Houston	50,039
Nov. 7	L	16-24	Pittsburgh	51,202
Nov. 14	L	3-38	Houston	42,347
Nov. 21	L	12-17	at N.Y. Jets	64,264
Nov. 28	W	16-10	L.A. Raiders	43,272
Dec. 5	L	8-21	at San Francisco	60,039
Dec. 12	L	2-7	at New England	29,794
Dec. 19	W	15-3	L.A. Rams	36,612
Dec. 26	W	21-17	Atlanta	27,014
Jan. 2	L	13-20	at New Orleans	58,036

TEAM STATISTICS	Bengals	Opponents
TOTAL FIRST DOWNS	239	306
Rushing	89	134
Passing	133	159
Penalty	17	13
3rd Down: Made-Att.	80-232	85-212
3rd Down Pct.	34.5	40.1
4th Down: Made-Att.	10-26	7-11
4th Down Pct.	38.5	63.6
POSSESSION AVG.	28:58	31:02
TOTAL NET YARDS	4052	5018
Avg. Per Game	253.3	313.6
Total Plays	986	1000
Avg. Per Play	4.1	5.0
NET YARDS RUSHING	1511	2220
Avg. Per Game	94.4	138.8
Total Rushes	423	521
NET YARDS PASSING	2541	2798
Avg. Per Game	158.8	174.9
Sacked-Yards Lost	53-289	22-154
Gross Yards	2830	2952
Att.-Completions	510-272	457-251
Completion Pct.	53.3	54.9
Had Intercepted	11	12
PUNTS-AVG.	90-43.9	74-42.2
Net Punting Avg.	36.6	36.2
PENALTIES-YARDS	105-773	73-567
FUMBLES-BALL LOST	24-9	22-14
TOUCHDOWNS	16	37
Rushing	3	15
Passing	11	20
Returns	2	2

Score by Periods	1	2	3	4	OT	Total
Bengals	41	74	18	54	-	187
Opponents	42	119	63	95	-	319

SCORING	TD-Ru	Rc	Rt	PAT	FG	S	TP
Pellrey	0	0	0	13-16	24-31	0	85
Pickens	6	0	6	0	-	0	36
Query	4	0	4	0	-	0	24
Ball	1	1	0	0	-	0	6
Brim	1	0	0	1	-	0	6
Fenner	1	1	0	0	-	0	6
Miles	1	1	0	0	-	0	6
Thompson	1	0	1	0	-	0	6
D. Williams	1	0	1	0	-	0	6
A. Williams	0	0	0	0	-	1	2
TEAM	0	0	0	0	-	2	4
Bengals	16	3	11	2	13-16	24-31	3 187
Opponents	37	15	20	2	37-37	20-28	0 319

	Att	Cmp	Yds	Cmp %	Yds/Att
PASSING					
Klingler	343	190	1935	55.4	5.64
Schroeder	159	78	832	49.1	5.23
Wilhelm	6	4	63	66.7	10.50
L. Johnson	1	0	0	0.0	0.00
Pickens	1	0	0	0.0	0.00
Bengals	510	272	2830	53.3	5.55
Opponents	457	251	2952	54.9	6.46

RUSHING	No	Yds	Avg	Lg	TD
Green	215	589	2.7	25	0
Fenner	121	482	4.0	26	1
Klingler	41	282	6.9	29	0
Miles	22	56	2.5	15	1
Schroeder	10	41	4.1	20	0
Ball	8	37	4.6	18	1
Query	2	13	6.5	8	0
Robinson	1	6	6.0	6	0
Benjamin	3	5	1.7	2	0
Bengals	423	1511	3.6	29	3
Opponents	521	2220	4.3	381	15

RECEIVING	No	Yds	Avg	Lg	TD
Query	56	654	11.7	51	4
Fenner	48	427	8.9	40	0
McGee	44	525	11.9	37	0
Pickens	43	565	13.1	36	6
Green	22	115	5.2	16	0
Thompson	17	87	5.1	10	1
Rembert	8	101	12.6	21	0
Robinson	8	72	9.0	14	0
Miles	6	89	14.8	27	0
Carroll	6	81	13.5	28	0
Frisch	6	43	7.2	12	0
Ball	4	39	9.8	24	0
Thomason	2	8	4.0	5	0
Benjamin	1	16	16.0	16	0
Stegall	1	8	8.0	8	0
Bengals	272	2830	10.4	51	11
Opponents	251	2952	11.8	711	20

INTERCEPTIONS	No	Yds	Avg	Lg	TD
Brim	3	74	24.7	30	1
D. Williams	2	126	63.0	971	1
White	2	19	9.5	14	0
Francis	2	12	6.0	12	0
Grant	1	17	17.0	17	0
R. Jones	1	0	0.0	0	0
Tovar	1	0	0.0	0	0
Wheeler	0	*24	-	24	0
Bengals	12	272	22.7	971	2
Opponents	11	49	4.5	30	0

PUNTING	No	Yds	Avg	Net	Bt	In	20	Lg	8
L. Johnson	90	3954	43.9	36.6	12	24	60	0	0
Bengals	90	3954	43.9	36.6	12	24	60	0	0
Opponents	74	3123	42.2	36.2	6	20	72	1	1

PUNT RETURNS	Ret	FC	Yds	Avg	Lg	TD
Robinson	43	6	305	7.1	36	0
Pickens	4	2	16	4.0	9	0
Simmons	1	0	0	0.0	0	0
Bengals	48	8	321	6.7	36	0
Opponents	47	13	416	8.9	39	0

KICKOFF RETURNS	No	Yds	Avg	Lg	TD
Robinson	30	567	18.9	42	0
Ball	23	501	21.8	45	0
Benjamin	4	78	19.5	24	0
Miles	4	65	16.3	24	0
Shaw	1	fair catch	-	-	-
Bengals	61	1211	19.9	45	0
Opponents	38	831	21.9	66	0

FIELD GOALS	1-19	20-29	30-39	40-49	50+
Pellrey	0-0	8-8	6-10	8-10	2-3
Bengals	0-0	8-8	6-10	8-10	2-3
Opponents	0-0	3-5	11-13	5-8	1-2

FIELD GOAL ATTEMPTS BY GAME:
Pellrey: (-) (35G, 23G, 35N) (44N) (34N, 38N, 23G) (23G, 24G, 42G, 47G, 34G) (49G) (53G, 50G) (32G) (46G) (28G) (45G, 33N, 34G, 44G) (48G, 39G) (-) (43G, 44N, 28G, 52N, 25G) (-) (22G, 31G).

(continued)

USUAL STARTERS

OFFENSE	DEFENSE
WR Jeff Query	LE John Copeland
LT Tom Scott	NT Tim Krumrie
LG Ken Moyer	RE George Hinkle
C Bruce Kozerski	LOLB James Francis
RG Tom Rayam	LILB Eric Shaw
RT Joe Walter	Steve Tovar
TE Tony McGee	RILB Ricardo McDonald
WR Carl Pickens	ROLB Alfred Williams
QB David Klingler	LCB Mike Brim
HB Harold Green	RCB Rod Jones
FB Derrick Fenner	SS Lance Gunn
	FS Darryl Williams

FIELD GOAL ATTEMPTS BY GAME-cont'd:
Opponents: (28G, 34G) (53G, 31G, 39N, 42G) (33G, 34G) (32G, 35G, 23G, 35G) (37G) (-) (-) (23G) (39G) (42G) (41N, 44N, 31N, 48N, 34G) (-) (27N) (26N, 32G) (49G) (54N, 43G, 49G).

DEFENSE*	ST	AT	TT	Sks-Yds	PD	FF	FR-Yds
D. Williams	95	28	123	2-25	12	1	1-0
McDonald	87	15	102	1-5	2	1	0-0
Tovar	72	13	85	0-0	5	0	1-0
Krumrie	58	20	78	3-23	2	1	0-0
R. Jones	46	7	53	0-0	10	1	1-0
Brim	41	8	49	0-0	8	1	1-0
Shaw	38	11	49	0-0	1	0	1-0
Copeland	43	5	48	3-18	0	2	0-0
Francis	35	6	41	2-16	7	0	1-0
Vinson	27	5	32	0-0	2	1	3-0
Wheeler	22	7	29	0-0	1	0	0-0
A. Williams	22	7	29	4-28	3	1	0-0
Gunn	25	3	28	0-0	5	0	1-0
Gordon	23	3	26	0-0	2	0	0-0
Stubbs	20	4	24	5-31	0	0	1-0
Frier	17	4	21	1-0	1	0	0-0
Hinkle	10	6	16	1-8	1	0	0-0
Grant	11	0	11	0-0	1	0	0-0
Simmons	9	0	9	0-0	5	0	0-0
Parten	5	3	8	0-0	2	0	0-0
White	5	3	8	0-0	2	0	1-0
Nix	5	0	5	0-0	1	0	0-0
Kors	0	2	2	0-0	0	0	0-0
Carpenter	1	0	1	0-0	0	0	0-0
McGill	1	0	1	0-0	0	0	0-0

SPECIAL TEAMS*	ST	AT	TT	FF	FR-Yds
Tovar	11	1	12	0	0-0
Kirk	5	4	9	0	0-0
Ball	7	1	8	0	0-0
Wheeler	6	1	7	1	1-0
Kors	5	1	6	0	0-0
Vinson	5	1	6	1	0-0
McDonald	5	0	5	0	0-0
Stegall	4	1	5	0	0-0
Smith	4	0	4	0	0-0
Carpenter	3	1	4	0	0-0
Gordon	3	1	4	0	0-0
Francis	3	0	3	0	0-0
Simmons	3	0	3	0	0-0
Miles	2	1	3	0	0-0
Shaw	2	1	3	0	0-0
Grant	2	0	2	0	0-0
L. Johnson	2	0	2	1	0-0
McGee	2	0	2	0	0-0
McGill	2	0	2	0	0-0
White	2	0	2	0	0-0
D. Williams	0	2	2	0	1-0
Carroll	1	0	1	0	0-0
Pickens	1	0	1	0	0-0
Rembert	1	0	1	0	0-0
R. Jones	0	1	1	0	0-0
Thompson	0	1	1	0	0-0

MISCELLANEOUS DEFENSE*	Player	ST	AT	TT	FF	FR-Yds
Kozerski	1	0	1	0	0	0-0
Robinson	1	0	1	0	0	0-0
Stegall	1	0	1	0	0	0-0
Thomason	1	0	1	0	0	0-0

*Press box statistics

1994 FINAL STATISTICS (3-13-0)

Head Coach: Dave Shula

Date	W/L	Score	Opponent	Att
Sept. 4	L	20-28	Cleveland	52,778
Sept. 11	L	10-27	at San Diego	53,217
Sept. 18	L	28-31	New England	46,640
Sept. 25	L	13-20	at Houston	44,253
Oct. 2	L	7-23	Miami	55,056
Oct. 16	L	10-14	at Pittsburgh	55,353
Oct. 23	L	13-37	at Cleveland	77,588
Oct. 30	L	20-23	Dallas	57,096
Nov. 6	W	20-17*	at Seattle	46,630
Nov. 13	W	34-31	Houston	54,908
Nov. 20	L	13-17	Indianapolis	55,566
Nov. 27	L	13-15	at Denver	69,714
Dec. 4	L	15-38	Pittsburgh	53,401
Dec. 11	L	20-27	at N.Y. Giants	67,530
Dec. 18	L	7-28	at Arizona	50,110
Dec. 24	W	33-30	Philadelphia	39,923

*Overtime

TEAM STATISTICS	Bengals	Opponents
TOTAL FIRST DOWNS	267	310
Rushing	84	126
Passing	158	168
Penalty	25	16
3rd Down: Made-Att.	66-213	92-231
3rd Down Pct.	31.0	39.8
4th Down: Made-Att.	12-22	4-8
4th Down Pct.	54.5	50.0
POSSESSION AVG.	27.11	32.49
TOTAL NET YARDS	4792	5154
Avg. Per Game	299.5	322.1
Total Plays	990	1053
Avg. Per Play	4.8	4.9
NET YARDS RUSHING	1556	1906
Avg. Per Game	97.3	119.1
Total Rushes	404	517
NET YARDS PASSING	3236	3248
Avg. Per Game	202.3	203.0
Sacked-Yards Lost	44-305	31-210
Gross Yards	3541	3458
Att.-Completions	542-289	505-294
Completion Pct.	53.3	58.2
Had Intercepted	19	10
PUNTS-AVG.	80-43.3	87-40.6
Net Punting Avg.	35.3	34.4
PENALTIES-YARDS	90-618	99-861
FUMBLES-BALL LOST	31-22	26-8
TOUCHDOWNS	27	45
Rushing	5	16
Passing	21	22
Returns	1	7

Score by Periods	1	2	3	4	OT	Tot
Bengals	58	66	53	96	3	276
Opponents	85	149	79	93	0	406

SCORING	TD	R	U	R	K	PAT	FG	S	TP
Pellfrey	0	0	0	0	24-25	28-33	0	108	
Pickens	11	0	11	0	—	—	0	66	
Scott	5	0	5	0	—	—	0	30	
Broussard	2	2	0	0	—	—	0	14	
Fenner	2	1	1	0	—	—	0	12	
Green	2	1	1	0	—	—	0	12	
Blake	1	1	0	0	—	—	0	8	
Coltrhan	1	0	1	0	—	—	0	6	
Ti. McGee	1	0	1	0	—	—	0	6	
To. McGee	1	0	1	0	—	—	0	6	
Sawyer	1	0	0	1	—	—	0	6	
A. Williams	0	0	0	0	—	—	1	2	
Bengals	27	5	21	1	24-25	28-33	1	276	
Opponents	45	16	22	7	41-41	31-35	0	406	

*Includes a two-point conversion.

Two-point conversions: Blake, Broussard.
Bengals 2-2; Opponents 1-4.

RUSHING	No	Yds	Avg	Lg	TD
Fenner	141	468	3.3	21	1
Broussard	94	403	4.3	37	2
Green	76	223	2.9	22	1
Blake	37	204	5.5	16	1
Coltrhan	10	106	10.6	23	0
Coltrhan	26	85	3.3	13	0
Klingler	17	85	5.0	15	0
Ball	2	0	0.0	1	0
Ti. McGee	1	-18	-18.0	-18	0
Bengals	404	1556	3.9	37	5
Opponents	517	1906	3.7	40	16

RECEIVING	No	Yds	Avg	Lg	TD
Pickens	71	1127	15.9	70	11
Scott	46	866	18.8	76	5
To. McGee	40	492	12.3	54	1
Fenner	36	276	7.7	29	1
Broussard	34	218	6.4	25	0
Green	27	267	9.9	34	1
Ti. McGee	13	175	13.5	25	1
Sadowski	11	54	4.9	11	0
Querry	5	44	8.8	14	0
Coltrhan	4	24	6.0	8	1
Ball	1	4	4.0	4	0
Klingler	1	-6	-6.0	-6	0
Bengals	289	3541	12.3	76	21
Opponents	294	3458	11.8	81	22

INTERCEPTIONS	No	Yds	Avg	Lg	TD
Oliver	3	36	12.0	19	0
Brim	2	72	36.0	49	0
D. Williams	2	45	22.5	33	0
Sawyer	2	0	0.0	0	0
Tovar	1	14	14.0	14	0
Bengals	10	167	16.7	49	0
Opponents	19	176	9.3	41	2

PUNTING	No	Yds	Avg	Net	TB	In	20	Lg	B
L. Johnson	79	3461	43.8	35.3	9	19	64	1	1
Bengals	80	3461	43.3	35.3	9	19	64	1	1
Opponents	87	3528	40.6	34.4	8	30	60	1	1

PUNT RETURNS	Ret	FC	Yds	Avg	Lg	TD
Sawyer	26	16	307	11.8	82	1
Pickens	9	2	62	6.9	16	0
Rog. Jones	1	0	0	0.0	0	0
D. Williams	1	0	4	4.0	4	0
Bengals	37	18	373	10.1	82	1
Opponents	43	12	459	10.7	92	2

KICKOFF RETURNS	No	Yds	Avg	Lg	TD
Ball	42	915	21.8	43	0
Scott	15	342	22.8	34	0
Hardy	8	185	23.1	42	0
Broussard	7	115	16.4	24	0
Green	5	113	22.6	31	0
Hill	4	97	24.3	40	0
Stegall	1	16	16.0	16	0
Sawyer	1	14	14.0	14	0
Tovar	1	8	8.0	8	0
To. McGee	1	4	4.0	4	0
Shaw	1	1	1.0	1	0
Bengals	86	1810	21.0	43	0
Opponents	61	1408	23.1	94	2

FIELD GOALS	1-19	20-29	30-39	40-49	50+
Pellfrey	1-1	8-8	8-10	9-10	2-4
Bengals	1-1	8-8	8-10	9-10	2-4
Opponents	1-1	10-10	14-15	5-7	1-2

FIELD GOAL ATTEMPTS BY GAME:	
Pellfrey: (38G, 49G) (19G) (-) (21G, 49G) (47N)	
(47G) (36G, 49G, 50N) (22G, 33G) (36G, 44G, 36G, 47G, 28G, 26G) (50G, 40G) (29G, 46G, 34N) (43G, 32G, 51N) (-) (33N, 38G, 23G) (-) (28G, 36G, 22G, 54G)	

(continued)

PASSING	Att	Cmp	Yds	Cmp %	Yds/Att	TD	TD %	Int	Int %	Lg	Sack-Lost	Rating
Blake	306	156	2154	51.0	7.04	14	4.6	9	2.9	76	19-120	76.9
Klingler	231	131	1327	56.7	5.74	6	2.6	9	3.9	56	24-165	65.7
Hollas	2	0	0	0.0	0.00	0	0.0	1	50.0	—	1-20	0.0
Broussard	1	0	0	0.0	0.00	0	0.0	0	0.0	—	0-0	39.6
L. Johnson	1	1	7	100.0	7.00	1	100.0	0	0.0	71	0-0	135.4
Scott	1	1	53	100.0	53.00	0	0.0	0	0.0	53	0-0	118.8
Bengals	542	289	3541	53.3	6.53	21	3.9	19	3.5	76	44-305	72.0
Opponents	505	294	3458	58.2	6.85	22	4.4	10	2.0	81	31-210	85.4

USUAL STARTERS

OFFENSE	DEFENSE
WR Carl Pickens	LE John Copeland
LT Kevin Sargent	LDT Keith Rucker
LG Dave Cadigan	RTD Dan Wilkinson
C Derrick Briz	RE Alfred Williams
RG Ken Moyer	LLB James Francis
RT Bruce Kozerski	MLB Steve Tovar
TE Tony McGee	RLB Ricardo McDonald
WR Darnay Scott	LCB Mike Brim
QB Jeff Blake	RCB Rod Jones
HB Harold Green	SS Louis Oliver
FB Derrick Fenner	FS Darryl Williams

FIELD GOAL ATTEMPTS BY GAME-cont'd:
Opponents: (19G, 22G) (37G, 20G) (43G, 24G, 28G, 35G) (45G, 24G) (28G, 27G, 32G) (-) (43G, 27G, 35G) (38N, 37G, 43G, 38G) (23G) (34G) (35G) (34G, 33G, 45N, 37G, 44N) (41G) (52G, 33G) (51N) (36G, 23G, 35G).

DEFENSE*	Sks	Yds	PD	FF	Yds
Player	ST	AT	TT	FF	Yds
Tovar	95	27	122	3-23	3 2 2-0
D. Williams	87	15	102	1-7	8 2 2-0
Francis	88	13	101	4-5-35	6 3 0-0
Rod Jones	67	8	75	0-0	8 0 0-0
Oliver	53	10	63	1-1	10 1 0-0
Rucker	52	6	58	2-12	2 1 0-0
Brim	44	4	48	0-0	15 0 1-1
A. Williams	40	8	48	9-5-61	1 1 1-0
Krumrie	38	9	47	1-8	1 0 0-0
McDonald	30	15	45	1-3	0 1 0-0
Wilkinson	37	7	44	5-5-37	1 0 0-0
Copeland	36	5	41	1-6	1 1 0-0
Vinson	29	5	34	0-0	0 1 0-0
Sawyer	26	5	31	0-0	13 0 1-0
Parten	16	4	20	0-0	2 0 0-0
Stephens	9	4	13	0-0	1 0 0-0
Rog. Jones	5	2	7	1-5-16	0 0 0-0
Braxton	3	2	5	0-0	0 0 0-0
Wallerstedt	3	2	5	0-0	0 0 0-0
J. Johnson	3	1	4	0-0	0 0 0-0
Smith	2	0	2	0-0	0 0 0-0
von Delhoffen	2	0	2	0-0	0 0 0-0
Shaw	1	1	2	0-0	0 0 0-0
Walker	1	1	2	0-0	1 0 0-0
Stallings	1	0	1	0-0	0 0 0-0

SPECIAL TEAMS*	ST	AT	TT	FF	Yds	BP	BFG	BXP
Player	ST	AT	TT	FF	Yds	BP	BFG	BXP
Coltrhan	10	2	12	0	0-0	0	0	0
Hardy	10	2	12	0	1-0	1	0	0
Ball	9	3	12	0	0-0	0	0	0
Rog. Jones	11	0	11	1	0-0	0	0	0
Stephens	8	1	9	0	0-0	0	0	0
Wallerstedt	8	0	8	0	0-0	0	0	0
Trullit	4	2	6	0	0-0	0	0	0
Braxton	5	0	5	0	0-0	0	0	0
Tovar	5	0	5	0	0-0	0	0	0
Jefferson	4	1	5	0	0-0	0	0	0
Sawyer	4	0	4	0	0-0	0	0	0
Vinson	4	0	4	0	0-0	0	0	0
J. Johnson	3	0	3	0	0-0	0	0	0
D. Williams	3	0	3	0	0-0	0	0	0
McDonald	1	2	3	0	0-0	0	0	0
L. Johnson	2	0	2	0	0-0	0	0	0
Duckett	1	0	1	0	0-0	0	0	0
Parten	1	0	1	0	0-0	0	0	0
Sadowski	1	0	1	0	0-0	0	0	0
Walker	1	0	1	0	0-0	0	0	0
Frisch	0	1	1	0	0-0	0	0	0

MISCELLANEOUS DEFENSE*

Player	ST	AT	TT	FF	FR-Yds
Briz	3	0	3	0	0-0
To. McGee	3	0	3	0	0-0
Ball	1	0	1	0	0-0
Broussard	1	0	1	0	0-0
Dennis	1	0	1	0	0-0
Fenner	1	0	1	0	0-0
Ti. McGee	1	0	1	0	0-0
Pickens	1	0	1	0	0-0
Sargent	1	0	1	0	0-0
Scott	1	0	1	0	0-0

*Press box statistics

</

1995 FINAL STATISTICS (7-9-0)

Head Coach: Dave Shula

Date	W/L	Score	Opponent	Att
Sept. 3	W	24-21*	at Indianapolis	42,445
Sept. 10	W	24-17	Jacksonville	48,318
Sept. 17	L	21-24	at Seattle	39,492
Sept. 24	L	28-38	Houston	46,332
Oct. 1	L	23-26	Miami	52,671
Oct. 8	L	16-19	at Tampa Bay	41,732
Oct. 19	W	27-9	at Pittsburgh	56,684
Oct. 29	L	26-29*	Cleveland	58,639
Nov. 5	L	17-20	Oakland	51,265
Nov. 12	W	32-25	at Houston	32,998
Nov. 19	L	31-49	Pittsburgh	54,636
Nov. 26	W	17-13	at Jacksonville	68,249
Dec. 3	L	10-24	at Green Bay	60,318
Dec. 10	W	16-10	Chicago	38,642
Dec. 17	L	10-26	at Cleveland	55,875
Dec. 24	W	27-24	Minnesota	34,568

*Overtime

TEAM STATISTICS		Bengals	Opponents
TOTAL FIRST DOWNS		288	355
Rushing		76	117
Passing		184	215
Penalty		28	23
3rd Down: Made-Att.		72-205	107-243
3rd Down Pct.		35.1	44.0
4th Down: Made-Att.		10-19	8-15
4th Down Pct.		52.6	53.3
POSSESSION AVG.		26:57	33:03
TOTAL NET YARDS		5192	6349
Avg. Per Game		324.5	396.8
Total Plays		-975	1127
Avg. Per Play		5.3	5.6
NET YARDS RUSHING		1439	2104
Avg. Per Game		89.9	131.5
Total Rushes		364	483
NET YARDS PASSING		3753	4245
Avg. Per Game		234.6	265.3
Sacked-Yards Lost		25-162	42-267
Gross Yards		3915	4512
Att.-Completions		586-334	602-364
Completion Pct.		57.0	60.5
Had Intercepted		18	12
PUNTS-AVG.		70-41.6	64-38.4
Net Punting Avg.		38.3	33.3
PENALTIES-YARDS		103-835	116-1143
FUMBLES-BALL LOST		23-14	27-12
TOUCHDOWNS		37	37
Rushing		7	10
Passing		29	25
Returns		1	2

Score by Periods	1	2	3	4	OT	Tot
Bengals	52	99	93	102	3	349
Opponents	70	131	56	114	3	374

SCORING	TD	Ru	Rc	Rt	K-PAT	FG	S	TP
Pellrey	0	0	0	0	34-34	29-36	0	121
Pickens	17	0	17	0	-	-	0	102
Scott	5	0	5	0	-	-	0	30
To. McGee	4	0	4	0	-	-	0	24
Bieniemy	3	3	0	0	-	-	0	18
Green	3	2	1	0	-	-	0	18
Blake	2	2	0	0	-	-	0	14
Dunn	1	0	1	0	-	-	0	6
Rog. Jones	1	0	1	0	-	-	0	6
Tuten	1	0	1	0	-	-	0	6
Williams	0	0	0	0	-	-	1	2
TEAM	0	0	0	0	-	-	1	2
Bengals	37	7	29	1	34-34	29-36	2	349
Opponents	37	10	25	2	34-34	38-49	0	374

*Includes a two-point conversion.

Two-point conversions: Blake, Bengals 1-3; Opponents 2-3.

RUSHING	No	Yds	Avg	Lg	TD
Green	171	661	3.9	231	2
Bieniemy	98	381	3.9	27	3
Blake	53	309	5.8	30	2
Cothran	16	62	3.9	15	0
Joseph	16	40	2.5	8	0
Scott	5	11	2.2	9	0
Pickens	1	6	6.0	6	0
Burns	1	1	1.0	1	0
Hill	1	-3	-3.0	-3	0
Dunn	1	-13	-13.0	-13	0
Johnson	1	-16	-16.0	-16	0
Bengals	364	1439	4.0	30	7
Opponents	483	2104	4.4	38	10

RECEIVING	No	Yds	Avg	Lg	TD
Pickens	99	1234	12.5	681	17
To. McGee	55	754	13.7	41	4
Scott	52	821	15.8	881	5
Bieniemy	43	424	9.9	33	0
Green	27	182	6.7	24	1
Joseph	20	118	5.9	13	0
Dunn	17	209	12.3	37	1
Cothran	8	44	5.5	15	0
Sadowski	5	37	7.4	12	0
Hill	4	44	11.0	18	0
Ware	2	36	18.0	21	0
Tuten	2	12	6.0	9	1
Bengals	334	3915	11.7	881	29
Opponents	364	4512	12.4	711	25

INTERCEPTIONS	No	Yds	Avg	Lg	TD
Walker	4	56	14.0	23	0
Sawyer	2	61	30.5	61	0
A. Collins	2	3	1.5	3	0
Rod Jones	1	24	24.0	24	0
Rog. Jones	1	17	17.0	17	1
Tovar	1	13	13.0	13	0
Bengals	1	1	1.0	1	0
Opponents	12	175	14.6	61	1
	18	307	17.1	74	2

PUNTING	No	Yds	Avg	Net	TB	In20	Lg	B
Pellrey	63	2861	42.1	38.6	4	26	61	0
Pellrey	2	52	26.0	26.0	0	0	27	0
Bengals	70	2913	41.6	38.3	4	26	61	0
Opponents	64	2455	38.4	33.3	11	22	64	1

PUNT RETURNS	Ret	FC	Yds	Avg	Lg	TD
Sawyer	9	8	58	6.4	21	0
Bieniemy	7	1	47	6.7	10	0
Pickens	5	2	-2	-0.4	4	0
Bailey	0	1	0	-	-	0
Query	0	1	0	-	-	0
Bengals	21	13	103	4.9	21	0
Opponents	27	20	154	5.7	19	0

KICKOFF RETURNS	No	Yds	Avg	Lg	TD
Dunn	50	1092	21.8	45	0
Hill	17	454	26.7	55	0
Bieniemy	8	168	21.0	34	0
Sawyer	2	50	25.0	28	0
Joseph	1	17	17.0	17	0
von Oelhoffen	1	10	10.0	10	0
A. Collins	1	-3	-3.0	-3	0
Bengals	80	1788	22.4	62	0
Opponents	65	1475	22.7	64	0

FIELD GOALS	1-19	20-29	30-39	40-49	50+
Pellrey	0-0	8-9	10-11	10-14	1-2
Bengals	0-0	8-9	10-11	10-14	1-2
Opponents	1-1	13-14	14-17	8-13	2-4

FIELD GOAL ATTEMPTS BY GAME:	
Pellrey: (25G, 44G, 32G, 38G, 47G) (42G, 48N) (38N, 43N) (-) (28G, 45N) (34G, 45G, 44G) (31G, 23G) (37G, 63N, 41G) (45G, 28G, 48G) (33G, 49G, 27G) (27G) (31G) (28G) (28G, 37G, 39G, 42N) (30G, 22B) (44G, 51G).	

(continued)

USUAL STARTERS

OFFENSE	DEFENSE
WR Carl Pickens	LE John Copeland
LT Kevin Sargent	LDT Dan Wilkinson
LG Scott Brumfield	RT Keith Rucker
C Darrick Briz	RE Artie Smith
RG Bruce Kozerski,	LLB James Francis
Todd Kallis	MLB Steve Tovar
RT Joe Walter	RLB Ricardo McDonald
TE Tony McGee	LCB Roger Jones
WR Darryl Scott	RCB Corey Sawyer,
QB Jeff Blake	Rod Jones
HB Harold Green	SS Bracey Walker
FB Jeff Cothran	FS Darryl Williams

FIELD GOAL ATTEMPTS BY GAME-cont'd:
Opponents: (27G, 40G, 42N) (29G) (53N, 38G) (41G) (21G, 46G, 36G, 35G) (25G, 47N, 27G, 45N, 33G, 53G) (39N, 36N, 25G, 28G, 38G) (44G, 25G, 36G, 38G, 28G) (37G, 50N, 46G) (40G, 34G, 34G, 23G) (50G, 26G) (41N, 47B, 36G, 39G) (41G) (27G) (37G, 42G, 19G, 35G) (20G, 38N, 25N).

DEFENSE*	ST	AT	TT	Sks- Yds	PO	FF	FR- Yds
Tovar	77	22	99	1-1	5	2	0-0
Williams	78	20	98	1-9	10	0	0-0
Rog. Jones	75	11	86	2-8	11	2	0-0
Walker	60	25	85	0-0	13	1	2-9
Francis	55	10	65	3-27	6	1	0-0
McDonald	47	17	64	5-17	1	1	1-0
A. Collins	50	12	62	4-30	6	0	0-0
Copeland	53	8	61	9-61	4	2	0-0
Sawyer	49	4	53	2-22	17	2	0-0
Smith	38	6	44	2-4	0	2	0-0
Rucker	32	10	42	2-8	0	1	0-0
Wilkinson	30	10	40	8-48	1	1	0-0
Rod Jones	31	3	39	0-0	9	0	1-0
Wheeler	21	7	28	0-0	5	0	0-0
Wallerstedt	20	2	22	0-0	1	0	0-0
Shade	14	2	16	0-0	1	0	0-0
Stallings	14	2	16	1-18	0	1	0-0
Shelling	15	0	15	0-0	1	0	0-0
von Oelhoffen	7	1	8	0-0	1	0	0-0
Delpho	3	1	4	1-3	0	0	0-0
Hardy	3	0	3	0-0	0	0	0-0
Kelly	3	0	3	1-11	1	0	1-0
Parton	1	2	3	0-0	0	0	0-0
Brim	2	0	2	0-0	0	0	0-0
Jefferson	1	0	1	0-0	0	0	0-0

SPECIAL TEAMS*	ST	AT	TT	FF	FR-Yds	BP	BFG	BXP
Williams	10	4	14	0	0-0	1	0	0
Hardy	9	1	10	0	0-0	0	0	0
Joseph	8	1	9	0	1-0	0	0	0
Rog. Jones	8	0	8	0	0-0	0	0	0
A. Collins	7	1	8	0	0-0	0	0	0
Jefferson	4	4	8	0	1-6	0	0	0
Dunn	6	1	7	0	0-0	0	0	0
Shelling	6	1	7	1	0-0	0	0	0
Wheeler	6	1	7	1	0-0	0	0	0
Bieniemy	5	1	6	0	1-0	0	0	0
Shade	4	1	5	0	0-0	0	0	0
Wallerstedt	4	0	4	0	0-0	0	0	0
Hill	3	0	3	0	0-0	0	0	0
Pellrey	2	0	2	0	0-0	0	0	0
Truitt	1	1	2	0	0-0	0	0	0
Neal	1	0	1	0	0-0	0	0	0
Walker	1	0	1	0	0-0	0	0	0
Cothran	0	1	1	0	0-0	0	0	0
Copeland	0	0	0	0	0-0	0	1	0

MISCELLANEOUS DEFENSE*

Player	ST	AT	TT	FF	FR-Yds
Pickens	4	0	4	0	0-0
Scott	2	0	2	0	0-0
Blake	1	0	1	0	0-0
Dunn	1	0	1	0	0-0
Green	1	0	1	0	0-0
Hill	1	0	1	0	0-0
Joseph	1	0	1	0	0-0
Tuten	1	0	1	0	0-0
Walter	1	0	1	0	0-0

*Press box statistics

1996 FINAL STATISTICS (8-8-0)

Head Coaches: Dave Shula (1-6),
Bruce Coslet (7-2)

Date	W/L	Score	Opponent	Att
Sept. 1	L	16-26	at St. Louis	62,659
Sept. 8	L	14-27	at San Diego	55,880
Sept. 15	W	30-15	New Orleans	45,412
Sept. 29	L	10-14	Denver	51,798
Oct. 6	L	27-30*	Houston	44,680
Oct. 13	L	10-20	at Pittsburgh	58,875
Oct. 20	L	21-28	at San Francisco	63,218
Oct. 27	W	28-21	Jacksonville	45,890
Nov. 3	W	24-21	at Baltimore	60,743
Nov. 10	W	34-24	Pittsburgh	57,265
Nov. 17	L	17-31	at Buffalo	75,549
Nov. 24	W	41-31	Atlanta	44,868
Dec. 1	L	27-30	at Jacksonville	57,408
Dec. 8	W	21-14	Baltimore	43,022
Dec. 15	W	21-13	at Houston	15,131
Dec. 22	W	31-24	Indianapolis	49,389

*Overtime

TEAM STATISTICS	Bengals	Opponents
TOTAL FIRST DOWNS	332	317
Rushing	114	109
Passing	190	196
Penalty	28	12
3rd Down: Made-Att.	102-236	94-214
3rd Down Pct.	43.2	43.9
4th Down: Made-Att.	5-12	8-13
4th Down Pct.	41.7	61.5
POSSESSION AVG.	31:33	28:27
TOTAL NET YARDS	5225	5469
Av. Per Game	326.6	341.8
Total Plays	1088	1047
Av. Per Play	4.8	5.2
NET YARDS RUSHING	1793	1643
Av. Per Game	112.1	102.7
Total Rushes	478	444
NET YARDS PASSING	3432	3826
Av. Per Game	214.5	239.1
Sacked-Yards Lost	47-294	32-202
Gross Yards	3726	4028
Att.-Completions	563-316	571-319
Completion Pct.	56.1	55.9
Had Intercepted	16	34
PUNTS-AVERAGE	82-44.3	61-44.4
Net Punting Avg.	34.0	38.5
PENALTIES-YARDS	90-678	102-768
FUMBLES-BALL LOST	19-9	16-10
TOUCHDOWNS	43	42
Rushing	14	25
Passing	25	22
Returns	4	5

Score by Periods	1	2	3	4	OT	Tot
Bengals	57	111	65	139	0	372
Opponents	67	105	86	108	3	369

SCORING	TD-Ru	Rc	Rt	K-PAT	FG	S	TP
Pettrey	0	0	0	41-41	23-28	0	110
Pickens	12	0	12	-	-	0	74
Carter	9	8	1	0	-	0	54
Scott	5	0	5	0	-	0	30
McGee	4	0	4	0	-	0	24
Bienemy	2	2	0	0	-	0	12
Blake	2	2	0	0	-	0	12
Dunn	2	0	1	1	-	0	12
Hearst	1	0	1	0	-	0	8
Ambrose	1	0	0	1	-	0	6
Cotthran	1	1	0	0	-	0	6
Francis	1	0	0	1	-	0	6
Hundon	1	0	1	0	-	0	6
Milne	1	1	0	0	-	0	6
Spencer	1	0	0	1	-	0	6
Bengals	43	14	25	4	41-41	23-28	0 372

*Includes a two-point conversion.

Two-point conversions: Hearst, Pickens. Bengals 2-2; Opponents 1-2.

RUSHING	No	Yds	Avg	Lg	TD
Hearst	225	847	3.8	24	0
Blake	72	317	4.4	18	2
Bienemy	56	269	4.8	33	2
Carter	91	264	2.9	31	8
Cottrhan	15	44	2.9	9	1
Wilhelm	6	24	4.0	18	0
Milne	8	22	2.8	5	1
Scott	3	4	1.3	8	0
Pickens	2	2	1.0	2	0
Bengals	478	1793	3.8	33	14
Opponents	444	1643	3.7	45	15

RECEIVING	No	Yds	Avg	Lg	TD
Pickens	100	1180	11.8	61	12
Scott	58	833	14.4	50	5
McGee	38	446	11.7	22	4
Dunn	32	509	15.9	40	1
Bienemy	32	272	8.5	42	0
Carter	22	169	7.7	20	1
Hearst	12	131	10.9	40	1
Battaglia	8	79	9.9	17	0
Cottrhan	7	49	7.0	14	0
Milne	3	29	9.7	15	0
Sadowski	3	15	5.0	8	0
Hundon	1	14	14.0	14	1
Bengals	316	3726	11.8	61	25
Opponents	319	4028	12.6	57	22

INTERCEPTIONS	No	Yds	Avg	Lg	TD
Ambrose	8	63	7.9	31	1
Spencer	5	48	9.6	34	0
Tovar	4	42	10.5	24	0
Francis	3	61	20.3	42	1
Walker	2	35	17.5	35	0
Myers	2	10	5.0	10	0
Rode, Jones	2	2	1.0	2	0
Orlando	2	0	0.0	0	0
Sawyer	2	0	0.0	0	0
Rog, Jones	1	30	30.0	30	0
Dixon	1	10	10.0	10	0
Wilkinson	1	7	7.0	7	0
Langford	1	0	0.0	0	0
Bengals	34	308	9.1	42	2
Opponents	16	172	10.8	61	1

PUNTING	No	Yds	Avg	Net	TB	In20	Lg	B
L. Johnson	80	3630	45.4	34.4	17	16	67	1
Pettrey	1	4	4.0	4.0	0	0	4	0
Bengals	82	3634	44.3	34.0	17	16	67	1
Opponents	61	2706	44.4	38.5	7	20	65	0

PUNT RETURNS	Ret	FC	Yds	Avg	Lg	TD
Sawyer	15	5	117	7.8	62	0
Myers	9	2	51	5.7	12	0
Dunn	7	1	54	7.7	20	0
Hundon	1	0	-7	-7.0	-7	0
Pickens	1	0	2	2.0	2	0
Bengals	33	8	217	6.6	62	0
Opponents	38	6	502	13.2	64	0

KICKOFF RETURNS	No	Yds	Avg	Lg	TD
Dunn	35	782	22.3	90	1
Sawyer	12	241	20.1	33	0
Hundon	10	237	23.7	31	0
Hill	9	173	19.2	29	0
Sadowski	2	7	3.5	7	0
Battaglia	1	8	8.0	8	0
Cottrhan	1	11	11.0	11	0
Bengals	70	1459	20.8	90	1
Opponents	69	1642	23.8	95	1

FIELD GOALS	1-19	20-29	30-39	40-49	50+
Pettrey	1-1	7-7	10-11	5-9	0-0
Bengals	1-1	7-7	10-11	5-9	0-0
Opponents	0-0	9-9	6-7	9-12	1-2

FIELD GOAL ATTEMPTS BY GAME:
Pettrey: (27G, 35G, 47G) (-) (31G, 21G, 35G, 37N) (44G) (42G, 31G, 40N) (19G) (-) (-) (41G, 49G, 34G) (32G, 34G) (30G) (36G, 20G) (42B, 22G, 34G) (49N, 23G, 26G) (47N) (25G).

(continued)

PASSING	Att	Cmp	Yds	Cmp %	Yds/Att	TD	Int	%	Lg	Sack-Lost	Rat	
Blake	549	308	3624	56.1	6.60	24	4.4	14	2.6	61	44-278	80.3
Wilhelm	13	7	90	53.8	6.92	1	7.7	2	15.4	38	3-16	61.9
Pickens	1	1	12	100.0	12.00	0	0.0	0	0.0	12	0-0	115.7
Bengals	563	316	3726	56.1	6.52	25	4.4	16	2.8	61	47-294	79.4
Opponents	571	319	4028	55.9	7.05	22	3.9	34	6.0	57	32-202	66.1

USUAL STARTERS

OFFENSE	DEFENSE
WR Carl Pickens	LE John Copeland
LT Willie Anderson,	LOT Dan Wilkinson
Malvin Tuten	ROD Tim Johnson
LG Rich Braham	RE Artie Smith
C Derrick Briz	LLB James Francis
RG Ken Blackman,	LCB Ashley Ambrose
Scott Brumfield	MLB Steve Tovar
RT Joe Waltriel	RLB Ricardo McDonald
TE Tony McGee	RCB Jimmy Spencer
WR Darnay Scott	SS Bracey Walker
QB Jeff Blake	FS Bo Orlando
HB Garrison Hearst	
FB Jeff Cottrhan	

FIELD GOAL ATTEMPTS BY GAME-cont'd:
Opponents: (44N, 42G, 20G, 29G, 20G) (47G, 23G) (51G, 37G, 25G) (-) (40G, 32G, 49G) (33G, 22G) (-) (-) (-) (46G, 42N) (22G) (33G, 54N) (25G, 46G, 40G, 39G, 20G) (45N) (46G, 34N, 42G) (32G).

DEFENSE*	ST	AT	TT	Sks-Yds	PD	FF	FR-Yds
Tovar	74	30	104	3-15	11	0	0-0
Orlando	72	12	84	1-6	7	1	0-0
Francis	62	8	70	3-23	6	1	3-0
Walker	57	13	70	0-0	4	1	0-0
Spencer	55	8	63	0-0	22	0	1-59
McDonald	46	15	61	5-32	1	1	0-0
Ambrose	44	6	50	0-0	24	1	0-0
Wilkinson	37	7	44	6.5-51.5	3	0	1-0
T. Johnson	38	3	41	2.5-22	2	0	0-0
Copeland	35	6	41	3-18.5	6	1	0-0
Sawyer	32	6	38	1.5-11.5	10	1	0-0
Smith	19	7	26	1-8	1	0	1-0
Langford	20	4	24	2-6	1	0	1-0
Turnley	16	8	24	0-0	1	0	0-0
Dixon	15	6	21	0-0	1	0	0-0
Myers	17	1	18	0-0	3	0	0-0
Stallings	13	2	15	2-6	0	2	0-0
von Oelhoffen	11	4	15	1.2-5	0	0	0-0
Rode, Jones	1	14	0-0	4	0	0	0-0
Rog, Jones	7	1	8	0-0	1	0	0-0
Shade	6	2	8	0-0	0	0	0-0
Collins	6	1	7	0-0	0	0	0-0
Morabito	5	1	6	0.5-0	0	0	0-0
Davidson	1	0	1	0-0	0	0	1-0
Wheeler	1	0	1	0-0	0	0	0-0

SPECIAL TEAMS*					FR		
Player	ST	AT	TT	FF	Yds	BP	BFG
Dunn	9	0	9	0	0-0	0	0
Turnley	8	1	9	0	0-0	0	0
Wheeler	8	1	9	0	0-0	0	0
Collins	8	0	8	0	0-0	0	0
Bienemy	7	1	8	0	0-0	0	0
Myers	6	2	8	0	0-0	0	0
Rode, Jones	6	1	7	0	0-0	0	0
Dixon	5	1	6	0	0-0	0	0
Shade	5	1	6	0	0-0	0	0
Ambrose	5	0	5	0	0-0	0	0
Orlando	5	0	5	0	0-0	0	0
Battaglia	4	0	4	0	1-0	0	0
Trull	4	0	4	0	0-0	0	0
Rog, Jones	2	2	4	0	0-0	0	0
Hundon	3	0	3	0	0-0	0	0
L. Johnson	3	0	3	0	0-0	0	0
Walker	3	0	3	0	0-0	0	0
Hill	2	0	2	0	1-0	0	0
Neal	2	0	2	0	0-0	0	0
Cotthran	1	0	1	0	0-0	0	0
Langford	1	0	1	0	0-0	0	0
Peltrey	1	0	1	0	0-0	0	0
Sawyer	1	0	1	0	0-0	0	0

1997 FINAL STATISTICS (7-9-0)

Head Coach: Bruce Coslet

Date	W/L	Score	Opponent	Att
Aug. 31	W	24-21	Arizona	53,644
Sept. 7	L	10-23	at Baltimore	52,968
Sept. 21	L	20-38	at Denver	73,871
Sept. 28	L	14-31	N.Y. Jets	57,209
Oct. 5	L	13-21	at Jacksonville	67,128
Oct. 12	L	7-30	at Tennessee	17,071
Oct. 19	L	10-26	Pittsburgh	60,020
Oct. 26	L	27-29	at N.Y. Giants	72,584
Nov. 2	W	38-31	San Diego	53,754
Nov. 9	W	28-13	at Indianapolis	58,473
Nov. 16	L	3-20	at Pittsburgh	55,226
Nov. 23	W	31-26	Jacksonville	55,158
Nov. 30	L	42-44	at Philadelphia	66,623
Dec. 4	W	41-14	Tennessee	49,086
Dec. 14	W	31-24	Dallas	60,043
Dec. 21	W	16-14	Baltimore	50,917

TEAM STATISTICS		Bengals	Opponents
TOTAL FIRST DOWNS		310	351
Rushing		104	141
Passing		171	188
Penalty		35	22
3rd Down: Made-Att.		88-214	102-227
3rd Down Pct.		41.1	44.9
4th Down: Made-Att.		10-20	11-16
4th Down Pct.		50.0	68.8
POSSESSION AVG.		27:56	32:04
TOTAL NET YARDS		5282	5682
Avg. Per Game		330.1	355.1
Total Plays		1002	1091
Avg. Per Play		5.3	5.2
NET YARDS RUSHING		1966	2223
Avg. Per Game		122.9	138.9
Total Rushes		452	514
NET YARDS PASSING		3316	3459
Avg. Per Game		207.3	216.2
Sacked-Yards Lost		46-287	35-209
Gross Yards		3603	3668
Att.-Completions		504-302	542-309
Completion Pct.		59.9	57.0
Had Intercepted		9	13
PUNTS-AVERAGE		81-42.9	69-44.7
Net Punting Avg.		35.9	40.3
PENALTIES-YARDS		98-877	107-951
FUMBLES-BALL LOST		25-13	23-10
TOUCHDOWNS		46	48
Rushing		23	15
Passing		21	30
Returns		2	3

Score by Periods	1	2	3	4	OT	Tot
Bengals	77	110	80	88	0	355
Opponents	65	108	90	142	0	405

SCORING	TD	Ru	Rc	Rl	K-PAT	FG	S	TP
Pellrey	0	0	0	0	41-43	12-16	0	77
Dillon	10	10	0	0	-	-	0	60
Carter	7	7	0	0	-	-	0	42
McGee	6	0	6	0	-	-	0	38
Pickens	5	0	5	0	-	-	0	30
Scott	5	0	5	0	-	-	0	30
Blake	3	3	0	0	-	-	0	18
Bieniemy	2	1	0	1	-	-	0	12
Dunn	2	0	2	0	-	-	0	12
Hundon	2	0	2	0	-	-	0	12
Milne	2	0	2	0	-	-	0	12
Battaglia	1	0	1	0	-	-	0	6
Copeland	1	0	1	0	-	-	0	6
Bengals	46	23	2	2	41-43	12-16	0	355
Opponents	48	15	30	3	45-45	24-29	0	405

*Includes a two-point conversion
Two-point conversions: McGee, Bengals 1-3;
Opponents 0-3.

PASSING	Att	Cmp	Yds	Cmp %	Yds/Att	TD	Int	% Int	Lg	Sack-Lost	Rat
Blake	317	184	2125	58.0	6.70	8	2.5	7.2	50t	39-244	77.6
Eslosson	186	118	1478	63.4	7.95	13	7.0	2.1	77t	7-43	106.9
Carter	1	0	0	0.0	0.00	0	0.0	0.0	-	0-0	39.6
Bengals	504	302	3603	59.9	7.15	21	4.2	9.1	77t	46-287	88.3
Opponents	542	309	3668	57.0	6.77	30	5.5	13.2	83t	35-209	86.2

RUSHING	No	Yds	Avg	Lg	TD
Dillon	233	1129	4.8	71t	10
Carter	128	464	3.6	79t	7
Blake	45	234	5.2	16	3
Bieniemy	21	97	4.6	20t	1
Milne	13	32	2.5	5	2
Eslosson	8	11	1.4	8	0
Scott	1	6	6.0	6	0
Johnson	1	0	0.0	0	0
Graham	1	-1	-1.0	-1	0
Pickens	1	-6	-6.0	-6	0
Bengals	452	1966	4.3	79t	23
Opponents	514	2223	4.3	50t	15

RECEIVING	No	Yds	Avg	Lg	TD
Scott	54	797	14.8	77t	5
Pickens	52	695	13.4	50t	5
McGee	34	414	12.2	37	6
Bieniemy	31	249	8.0	21	0
Dunn	27	414	15.3	39t	2
Dillon	27	259	9.6	28	0
Milne	23	138	6.0	20	0
Carter	21	157	7.5	35	0
Hundon	16	285	17.8	61	2
Battaglia	12	149	12.4	34	1
Twynier	4	45	11.3	16	0
Graham	1	1	1.0	1	0
Bengals	302	3603	11.9	77t	21
Opponents	309	3668	11.9	83t	30

INTERCEPTIONS	No	Yds	Avg	Lg	TD
Sawyer	4	44	11.0	37	0
Ambrose	3	56	18.7	29	0
Mack	1	29	29.0	29	0
Myers	1	25	25.0	25	0
Shade	1	21	21.0	21	0
Francis	1	7	7.0	7	0
Orlando	1	3	3.0	3	0
Spencer	1	-2	-2.0	-2	0
Bengals	13	183	14.1	37	0
Opponents	9	26	2.9	18	0

PUNTING	No	Yds	Avg	Net	TB	In20	Lg	8
Johnson	81	3471	42.9	35.9	8	27	66	0
Bengals	81	3471	42.9	35.9	8	27	66	0
Opponents	69	3082	44.7	40.3	5	21	59	0

PUNT RETURNS	Ret	FC	Yds	Avg	Lg	TD
Myers	26	19	201	7.7	18	0
Bengals	26	19	201	7.7	18	0
Opponents	35	10	407	11.6	85t	2

KICKOFF RETURNS	No	Yds	Avg	Lg	TD
Bieniemy	34	789	23.2	102t	1
Dunn	19	487	25.6	85	0
Hundon	10	169	16.9	28	0
Dillon	6	182	30.3	58	0
Twynier	4	72	18.0	24	0
Carter	1	9	9.0	9	0
Bengals	74	1708	23.1	102t	1
Opponents	67	1406	21.0	45	0

FIELD GOALS	1-19	20-29	30-39	40-49	50+
Pellrey	0-0	4-4	3-3	5-7	0-2
Bengals	0-0	4-4	3-3	5-7	0-2
Opponents	1-1	7-8	8-10	8-10	0-0

FIELD GOAL ATTEMPTS BY GAME:
Pellrey: (38G) (46G, 51N, 43N, 46B) (56N, 38G, 43G) (-) (-) (-) (33G) (-) (27G) (-) (25G) (20G) (-) (26G, 40G) (42G) (44G).
Opponents: (-) (37G, 32G, 41G) (25G) (44G, 36N) (27N) (40N, 47G, 45G, 19G) (43G, 32G) (35G) (45G) (31N, 42G, 45G) (34G, 25G) (21G, 35G, 29G, 25G) (33G, 25G, 31G) (-) (23G) (44N).

USUAL STARTERS

OFFENSE		DEFENSE	
WR	Carl Pickens	LE	John Copeland
LT	Kevin Sargent	NT	Kimo von Oelhoffen
	Rod Jones	RE	Dan Wilkinson
LG	Rich Braham	LOLB	James Francis
C	Darrick Brizl	LILB	Tom Tumulty
RG	Ken Blackman	RILB	Ricardo McDonald
RT	Willie Anderson	ROLB	Gerald Dixon
TE	Tony McGee	LCB	Ashley Ambrose
WR	Darnay Scott	RCB	Jimmy Spencer
QB	Jeff Blake	SS	Sam Shade
HB	Ki-Jana Carter	FS	Greg Myers
	Corey Dillon		
FB	Brian Milne		

DEFENSE*				Sks-	PD	FF	FR
Player	ST	AT	TT	Yds	PD	FF	Yds
Shade	81	15	96	4-25	7	1	1-0
Myers	67	15	82	0-0	6	0	0-0
McDonald	50	14	64	1-5	3	0	0-0
Ambrose	57	2	59	1-10	26	0	2-0
Francis	46	11	57	3.5-9.5	6	2	1-0
Tumulty	40	16	56	1-5	2	0	0-0
Dixon	41	9	50	8.5-55.5	2	1	0-0
Copeland	35	14	49	3-16	1	0	2-25
Paul	41	7	48	0-0	6	0	1-0
von Oelhoffen	32	10	42	0-0	0	0	0-0
Buckner	32	7	39	0-0	0	2	0-0
Spencer	36	2	38	0-0	12	0	0-0
Tovar	30	6	36	0-0	1	0	0-0
Wilkinson	24	10	34	5-29	2	1	0-0
Sawyer	28	3	31	0-0	13	0	0-0
Collins	25	5	30	3-10	0	0	1-0
Wilson	22	2	24	3-23	1	1	0-0
Orlando	20	4	24	1-7	4	1	0-0
Granville	16	4	20	0-0	2	0	0-0
Mack	14	4	18	0-0	1	0	0-0
Langford	9	5	14	1-14	1	0	0-0
Stallings	6	0	6	0-0	0	0	0-0
Purvis	2	1	3	0-0	0	0	0-0
Terry	2	1	3	0-0	0	0	0-0
Curtis	2	0	2	0-0	0	0	0-0
Lott	1	0	1	0-0	0	0	0-0

SPECIAL TEAMS*		FR		BFG		BXP	
Player	ST	AT	TT	Yds	BP	BFG	BXP
Collins	17	2	19	0	0	0	0
Shade	15	2	17	1	0-0	0	0
Dixon	15	0	15	0	0-0	0	0
Tovar	7	1	8	0	0-0	0	0
Truitt	7	0	7	0	0-0	0	0
Myers	5	1	6	0	0-0	0	0
Sawyer	4	1	5	0	0-0	0	0
Battaglia	4	0	4	0	1-0	0	0
Granville	3	1	4	0	0-0	0	0
Bieniemy	3	0	3	0	0-0	0	0
Bush	3	0	3	0	0-0	0	0
Orlando	2	1	3	0	1-0	0	0
Terry	2	1	3	0	0-0	0	0
Tumulty	2	1	3	0	0-0	0	0
McDonald	2	0	2	0	0-0	0	0
Curtis	1	0	1	0	0-0	0	0
Hundon	1	0	1	0	0-0	0	0
Jenkins	1	0	1	0	0-0	0	0
Paul	1	0	1	0	0-0	0	0
Wright	1	0	1	0	0-0	0	0
Milne	0	1	1	0	0-0	0	0

MISCELLANEOUS DEFENSE*						
Player	ST	AT	TT	FF	FR	FR-Yds
Dunn	3	0	3	0	0	0-0
Scott	2	0	2	0	0	0-0
Sargent	1	1	2	0	0	0-0
Anderson	1	0	1	0	0	0-0
Bieniemy	1	0	1	0	0	0-0
Blackman	1	0	1	0	0	0-0
Carler	1	0	1	0	0	0-0
Hudson	1	0	1	0	0	0-0
Pickens	1	0	1	0	0	0-0
Piniz	0	1	1	0	0	0-0

1998 FINAL STATISTICS (3-13-0)

Head Coach: Bruce Coslet			
Date	W/L	Score	Opponent
Sept. 6	L	14-23	Tennessee
Sept. 13	W	34-28*	at Detroit
Sept. 20	L	6-13	Green Bay
Sept. 27	L	24-31	at Baltimore
Oct. 11	W	25-20	Pittsburgh
Oct. 18	L	14-44	at Tennessee
Oct. 25	L	10-27	at Oakland
Nov. 1	L	26-33	Denver
Nov. 8	L	11-24	at Jacksonville
Nov. 15	L	3-24	at Minnesota
Nov. 22	L	13-20	Baltimore
Nov. 29	L	17-34	Jacksonville
Dec. 6	L	20-33	Buffalo
Dec. 13	L	26-39	at Indianapolis
Dec. 20	W	29-24	at Pittsburgh
Dec. 27	L	0-35	Tampa Bay

TEAM STATISTICS	Bengals	Opponents
TOTAL FIRST DOWNS	271	310
Rushing	92	142
Passing	148	152
Penalty	31	16
3rd Down: Made-Att.	76-224	89-200
3rd Down Pct.	33.9	44.5
4th Down: Made-Att.	11-29	4-9
4th Down Pct.	37.9	44.4
POSSESSION AVG.	28.31	31.29
TOTAL NET YARDS	4824	5763
Avg. Per Game	301.5	360.2
Total Plays	979	992
Avg. Per Play	4.9	5.8
NET YARDS RUSHING	1639	2612
Avg. Per Game	102.4	163.3
Total Rushes	405	558
NET YARDS PASSING	3185	3151
Avg. Per Game	199.1	196.9
Sacked-Yards Lost	53-360	28-199
Gross Yards	3545	3350
Att.-Completions	521-307	406-233
Completion Pct.	58.9	57.4
Had Intercepted	12	13
PUNTS-AVERAGE	81-44.2	64-44.5
Net Punting Avg.	35.2	39.6
PENALTIES-YARDS	69-620	127-1012
FUMBLES-BALL LOSS	21-10	12-7
TOUCHDOWNS	31	53
Rushing	7	23
Passing	20	23
Returns	4	7

SCORE BY PERIODS	1	2	3	4	OT	Total
Bengals	26	90	66	80	6	268
Opponents	113	143	99	97	0	452

SCORING	Td-R	Rc-Rt	K-PAT	FG	S	TP
Pettrey	0	0	0	0	21-21	19-27
Scott	7	0	7	0	-	0
Pickens	5	0	5	0	-	0
Dillon	5	4	1	0	-	0
Gibson	4	0	3	1	-	0
Bennett	2	2	0	0	-	0
Battaglia	1	0	1	0	-	0
Hundon	1	0	1	0	-	0
Mack	1	0	0	1	-	0
McGee	1	0	1	0	-	0
Milne	1	1	0	0	-	0
Sawyer	1	0	0	1	-	0
Shade	1	0	0	1	-	0
Williams	1	0	1	0	-	0
Justin	0	0	0	0	-	0
Bengals	31	7	20	4	21-21	19-27
Opponents	53	23	23	7	51-51	27-31

*Includes a two-point conversion.
Two-point conversions: Justin, Pickens, Bengals 2-9; Opponents 1-2.

PASSING	Att	Cmp	Yds	%	Att	TD	TD	Int	Lg	Sack-Lost	Rat
O'Donnell	343	212	2216	61.8	6.46	15	4.4	4	1.2	761	30-217
Blake	93	51	739	54.8	7.95	3	3.2	3	3.2	671	15-79
Justin	63	34	426	54.0	6.76	1	1.6	3	4.8	41	7-60
Kresser	21	10	164	47.6	7.81	1	4.8	2	9.5	37	0-0
Pettrey	1	0	0	0.0	0.00	0	0.0	0	0.0	0	39.6
Dillon	0	0	0	-	-	0	0	0	-	-	1-4
Bengals	521	307	3545	58.9	6.80	20	3.8	12	2.3	761	53-360
Opponents	406	233	3350	57.4	8.25	23	5.7	13	3.2	731	28-199

RUSHING	No	Yds	Avg	Lg	TD
Dillon	262	1130	4.3	66	4
Bennett	77	243	3.2	17	2
Blake	15	103	6.9	18	0
Bienemy	17	56	3.3	9	0
Milne	10	41	4.1	10	1
O'Donnell	13	34	2.6	10	0
Scott	2	10	5.0	8	0
Gibson	1	9	9.0	9	0
Blair	1	4	4.0	4	0
Carter	2	4	2.0	4	0
Pickens	2	4	2.0	4	0
Justin	1	2	2.0	2	0
Costello	1	0	0.0	0	0
Kresser	1	-1	-1.0	-1	0

Bengals	405	1639	4.0	66	7
Opponents	558	2612	4.7	671	23

RECEIVING	No	Yds	Avg	Lg	TD
Pickens	82	1023	12.5	671	5
Scott	51	817	16.0	701	7
Dillon	28	178	6.4	41	1
Bienemy	27	153	5.7	15	0
Milne	26	124	4.8	18	0
McGee	22	363	16.5	40	1
Gibson	19	258	13.6	761	3
Hundon	10	112	11.2	17	1
Battaglia	10	47	4.7	16	1
Bennett	8	153	19.1	55	0
Jackson	7	165	23.6	47	0
Williams	6	81	13.5	191	1
Carter	6	25	4.2	8	0
Bush	4	39	9.8	18	0
Blair	1	7	7.0	7	0
Bengals	307	3545	11.5	761	20
Opponents	233	3350	14.4	731	23

INTERCEPTIONS	No	Yds	Avg	Lg	TD
Shade	3	33	11.0	32	0
Hawkins	3	21	7.0	12	0
Ambrose	2	0	0.0	0	0
Sawyer	1	58	58.0	581	1
B. Simmons	1	18	18.0	18	0
Ross	1	11	11.0	11	0
Copeland	1	3	3.0	3	0
Randolph	1	0	0.0	0	0
Bengals	13	144	11.1	581	1
Opponents	12	206	17.2	56	1

PUNTING	No	Yds	Avg	Net	TB	In20	Lg	B
Johnson	69	3083	44.7	35.6	8	14	69	1
Costello	10	495	49.5	32.7	3	0	73	1
Bengals	81	3578	44.2	35.2	11	14	73	2
Opponents	64	2850	44.5	39.6	4	29	72	0

PUNT RETURNS	Ret	FC	Yds	Avg	Lg	TD
Gibson	27	19	218	8.1	651	1
Williams	2	3	16	8.0	10	0
Bengals	29	22	234	8.1	651	1
Opponents	36	15	503	14.0	871	1

KICKOFF RETURNS	No	Yds	Avg	Lg	TD
Mack	45	1165	25.9	971	1
Gibson	17	372	21.9	30	0
Bienemy	5	87	17.4	22	0
Bennett	3	61	20.3	21	0
Battaglia	1	5	5.0	5	0
Williams	1	20	20.0	20	0
Bengals	72	1710	23.8	971	1
Opponents	46	1199	26.1	51	0

FIELD GOALS	1-19	20-29	30-39	40-49	50+
Pettrey	1-1	4-4	6-7	6-10	2-5
Bengals	1-1	4-4	6-7	6-10	2-5
Opponents	0-1	5-6	12-12	8-10	2-2

FIELD GOAL ATTEMPTS BY GAME:	Pettrey: (-)	(35N, 48B)	(37G, 19G)	(48G)	(44G, 48G)	(-)	(53N, 51G)	(25G, 23G, 52N)	(50G)	(37G, 40G, 34G)	(42N, 30G)	(-)	(41G, 26G)	(33G, 37G, 43G, 53N, 46N, 21G)	(40N).
------------------------------	--------------	------------	------------	-------	------------	-----	------------	-----------------	-------	-----------------	------------	-----	------------	--------------------------------	--------

(continued)

USUAL STARTERS

OFFENSE	DEFENSE
WR Carl Pickens	LE Michael Bankston
LT Kevin Sargent	NT Kimo von Oelhofen
LG Rich Braham	RE Clyde Simmons
C Darrick Brizl	LOLB James Francis
RG Ken Blackman,	LILB Brian Simmons
Mike Golf	RILB Takeo Spikes
RT Willie Anderson	ROLB Reindard Wilson
TE Tony McGee	LCB Ashley Ambrose
WR Darnay Scott	RCB Artrell Hawkins
QB Neil O'Donnell	SS Sam Shade
HB Corey Dillon	FS Greg Myers
FB Brian Milne	

FIELD GOAL ATTEMPTS BY GAME-cont'd:
Opponents: (38G, 31G, 48G, 47N) (-) (30G, 35G) (46G) (40G, 40G) (35G, 38G, 42G) (28N, 22G, 48G, 48N) (33G, 37G) (39G) (32G) (34G, 23G) (23G, 47G) (20G, 52G, 46G, 34G) (50G) (22G) (18N).

DEFENSE*	ST	AT	TT	Sks-	Yds	PD	FF	FR-
Player								
Spikes	95	17	112	2-19	0	1	0	0-0
B. Simmons	62	16	78	3-18	2	1	1	1-2
Shade	60	18	78	1-8	6	0	2	5-5
Hawkins	65	5	70	1-9	17	2	1	2-25
Bankston	49	21	70	4.5-19.5	1	0	1	1-5
Myers	54	15	69	0-0	4	0	1	0-0
Wilson	46	17	63	6-39.5	1	2	0	0-0
Beil	45	3	48	1-8	3	0	0	0-0
von Oelhofen	36	9	45	0-0	3	0	0	0-0
Ambrose	36	4	40	0-0	15	0	0	0-0
Francis	32	5	37	0-0	5	2	0	0-0
C. Simmons	28	2	30	5-37	2	1	0	0-0
Langford	17	7	24	0-5.5	0	0	0	0-0
Tumulty	17	5	22	0-5.6	2	1	0	0-0
Randolph	19	1	20	0-0	7	0	0	0-0
Ross	12	2	14	0-0	4	0	0	0-0
Foley	11	1	12	2-18	0	0	0	0-0
Sawyer	9	1	10	0-0	3	0	0	0-0
Granville	4	5	9	0-0	1	0	0	0-0
Steele	6	1	7	0-0	0	0	0	0-0
Thompson	3	4	7	0-5.6	0	0	0	0-0
Purvis	4	2	6	1-6	0	0	0	0-0
Copeland	5	0	5	0-0	1	0	0	0-0
Moore	2	1	3	0-0	0	0	0	0-0
Mack	2	0	2	0-0	0	0	0	0-0
Curtis	1	1	2	0-0	0	0	0	0-0

SPECIAL TEAMS*	ST	AT	TT	FF	FR-
Player					
Granville	10	2	12	1	1-0
Bienemy	10	0	10	0	0-0
Myers	7	2	9	0	0-0
Battaglia	6	2	8	0	0-0
Ross	7	0	7	0	0-0
Shade	6	1	7	0	0-0
Randolph	5	0	5	0	0-0
B. Simmons	5	0	5	0	0-0
Foley	3	0	3	1	0-0
Gibson	3	0	3	0	0-0
Sprotte	3	0	3	0	0-0
Bush	2	0	2	0	0-0
Curtis	2	0	2	0	0-0
Mack	2	0	2	0	0-0
Spikes	2	0	2	0	0-0
Beil	1	0	1	0	0-0
Blackmon	1	0	1	0	0-0
Costello	1	0	1	0	0-0
Dillon	1	0	1	0	0-0
Hawkins	1	0	1	0	0-0
Johnson	1	0	1	0	0-0
McGee	1	0	1	0	0-0
Milne	1	0	1	0	0-0
Trullit	1	0	1	0	0-0
Tumulty	1	0	1	0	0-0

MISCELLANEOUS DEFENSE*	Player	ST	AT	TT	FF	FR-Yds
Pickens	3	0	3	0	0	0-0
Bienemy	2	0	2	0	0	0-0
Dillon	2	0	2	0	0	0-0
Bennett	1	0	1	0	0	0-0
Brown	1	0	1	0	0	0-0
McGee	1	0	1	0	0	0-0
O'Donnell	1	0	1	0	0	0-0

*Press box statistics

1999 FINAL STATISTICS (4-12-0)

Head Coach: Bruce Coslet

Date	W/L	Score	Opponent	Att
Sept. 12	L	35-36	at Tennessee	65,272
Sept. 19	L	7-34	San Diego	47,660
Sept. 26	L	3-27	at Carolina	61,269
Oct. 3	L	10-38	St. Louis	45,481
Oct. 10	W	18-17	at Cleveland	73,048
Oct. 17	L	3-17	Pittsburgh	59,669
Oct. 24	L	10-31	at Indianapolis	55,996
Oct. 31	L	10-41	Jacksonville	49,138
Nov. 7	L	20-37	at Seattle	66,303
Nov. 14	L	14-24	Tennessee	46,017
Nov. 21	L	31-34	Baltimore	43,279
Nov. 28	W	27-20	at Pittsburgh	50,907
Dec. 5	W	44-30	San Francisco	53,463
Dec. 12	W	44-28	Cleveland	59,972
Dec. 26	L	0-22	at Baltimore	68,036
Jan. 2	L	7-24	at Jacksonville	70,532

TEAM STATISTICS	Bengals	Opponents
TOTAL FIRST DOWNS	293	316
Rushing	111	99
Passing	161	189
Penalty	21	28
3rd Down: Made-Att.	93-235	85-209
3rd Down Pct.	39.6	40.7
4th Down: Made-Att.	7-23	5-13
4th Down Pct.	30.4	38.5
POSSESSION AVG.	29:59	30:01
TOTAL NET YARDS	5277	5497
Avg. Per Game	329.8	343.6
Total Plays	1039	1011
Avg. Per Play	5.1	5.4
NET YARDS RUSHING	2051	1699
Avg. Per Game	128.2	106.2
Total Rushes	442	454
NET YARDS PASSING	3226	3798
Avg. Per Game	201.6	237.4
Sacked-Yards Lost	49-278	35-229
Gross Yards	3504	4027
Att.-Completions	548-300	522-312
Completion Pct.	54.7	59.8
Had Intercepted	18	12
PUNTS-AVERAGE	84-38.3	71-44.2
Net Punting Avg.	84-31.2	71-36.1
PENALTIES-YARDS	126-1027	105-835
FUMBLES-BALL LOSS	34-14	27-15
TOUCHDOWNS	33	53
Rushing	11	22
Passing	18	28
Returns	4	3

Score by Periods	1	2	3	4	OT	Tot
Bengals	91	70	58	64	0	283
Opponents	124	166	92	78	0	460

SCORING	TD-Ru	Rc	Rt	K-PAT	FG	S	TP
Pellrey	0	0	0	27-27	18-27	0	81
Scott	7	0	7	0	0	0	42
Dillon	6	5	1	0	0	0	36
Pickens	6	0	6	0	0	0	36
Jackson	2	0	2	0	0	0	14
Blake	2	2	0	0	0	0	12
McGee	2	0	2	0	0	0	12
Yeast	2	0	2	0	0	0	12
K. Carter	1	1	0	0	0	0	6
Groce	1	1	0	0	0	0	6
Heath	1	0	1	0	0	0	6
Mack	1	0	1	0	0	0	6
Shaw	1	1	0	0	0	0	6
Smith	1	1	0	0	0	0	6
Milne	0	0	0	0	0	0	2

*Includes a two-point conversion.
Two-point conversions: Jackson, Milne. Bengals 2-6; Opponents 2-3.

RUSHING	No	Yds	Avg	Lg	TD
Dillon	263	1200	4.6	50	5
Blake	63	332	5.3	16	2
Basnight	62	308	5.0	46	0
Smith	19	114	6.0	24	1
Milne	3	30	10.0	26	0
Williams	10	30	3.0	8	0
Groce	8	22	2.8	8	1
Shaw	4	20	5.0	10	1
K. Carter	6	15	2.5	8	1
Covington	2	-4	-2.0	-2	0
Yeast	2	-16	-8.0	-3	0
Bengals	442	2051	4.6	50	11
Opponents	454	1699	3.7	67	22

RECEIVING	No	Yds	Avg	Lg	TD
Scott	68	1022	15.0	76	7
Pickens	57	737	12.9	75	6
Jackson	31	369	11.9	29	2
Dillon	31	290	9.4	23	1
McGee	26	344	13.2	35	2
Groce	25	154	6.2	14	0
Basnight	16	172	10.8	47	0
Battaglia	14	153	10.9	30	0
Griffin	12	112	9.3	20	0
Williams	10	96	9.6	19	0
K. Carter	3	24	8.0	11	0
Yeast	3	20	6.7	8	0
Shaw	1	-4	-4.0	-4	0
Smith	1	6	6.0	6	0
Hudson	1	5	5.0	5	0
Bush	1	4	4.0	4	0
Bengals	300	3504	11.7	76	18
Opponents	312	4027	12.9	73	28

INTERCEPTIONS	No	Yds	Avg	Lg	TD
Heath	3	72	24.0	58	1
Copeland	2	16	8.0	12	0
Spikes	2	7	3.5	7	0
Bell	1	5	5.0	5	0
Blackmon	1	0	0.0	0	0
T. Carter	1	0	0.0	0	0
Hall	1	0	0.0	0	0
Myers	1	0	0.0	0	0
Bengals	12	100	8.3	58	1
Opponents	18	305	16.9	44	1

PUNTING	No	Yds	Avg	Net	TB	In20	Lg	B
Brice	60	2475	41.3	32.1	4	12	72	2
Costello	22	744	33.8	28.7	1	1	44	0
Bengals	84	3219	38.3	31.2	5	13	72	2
Opponents	71	3136	44.2	36.1	8	25	70	2

PUNT RETURNS	Ret	FC	Yds	Avg	Lg	TD
Griffin	23	3	195	8.5	34	0
Yeast	10	6	209	20.9	86	2
Jackson	2	1	6	3.0	8	0
Bengals	35	10	410	11.7	86	2
Opponents	45	13	498	11.1	84	1

KICKOFF RETURNS	No	Yds	Avg	Lg	TD
Mack	51	1382	27.1	99	1
Griffin	15	296	19.7	42	0
Williams	8	109	13.6	24	0
Jackson	6	179	29.8	46	0
Yeast	3	50	16.7	22	0
Dillon	1	4	4.0	4	0
Bengals	84	2020	24.0	99	1
Opponents	57	1068	18.7	39	0

FIELD GOALS	1-19	20-29	30-39	40-49	50+
Pellrey	1-1	9-11	7-12	0-2	1-1
Bengals	1-1	9-11	7-12	0-2	1-1
Opponents	3-3	11-12	6-8	7-7	2-2

FIELD GOAL ATTEMPTS BY GAME:
Pellrey: (33G, 38G) (-) (47N, 37N, 30N, 39G)
 (36G, 33N) (27G, 26G) (37G, 41N) (32G) (29G)
 (50G, 34G) (32N) (39B, 19G) (29G, 29G, 25N)
 (29G, 24G, 27G) (28G) (20B) (-).

(continued)

USUAL STARTERS

OFFENSE	DEFENSE
WR Carl Pickens	LE John Copeland
LT Rod Jones	NT Oliver Gibson
LG Matt O'Dwyer	RE Michael Bankston
C Rich Braham	Jevon Langford
RG Jay Leeuwenburg	LOLB Steve Foley
Brian DeMarco	LILB Brian Simmons
RT Willie Anderson	RILB Takeo Spikes
TE Tony McGee	ROLB Adrian Ross
WR Darnay Scott	LCB Rodney Heath
QB Jeff Blake	RCB Artrell Hawkins
HB Corey Dillon	SS Myron Bell
FB Clint Groce	FS Cory Hall

FIELD GOAL ATTEMPTS BY GAME-cont'd:
Opponents: (50G, 33G) (27G, 23G, 21G, 42G) (48G, 21G) (19G) (33G) (43G) (22G, 37B) (43G, 21G) (29G, 45G, 35G) (26G) (25G, 50G) (35G, 33G) (47G) (-) (24G, 48G, 19G, 30G, 19G) (34N, 27G, 28N).

DEFENSE*	ST	AT	TT	Yds	PD	FF	FR-Yds
Player							
Spikes	90	21	111	3-20	5	4	1-0
Simmons	82	23	105	3-14	6	4	0-0
Bell	54	19	73	2-14.5	3	0	0-0
Hawkins	61	7	68	0-0	16	2	1-0
Bankston	39	17	56	6-30	1	0	0-0
Hall	36	13	49	0-0	3	0	0-0
Heath	43	3	46	0-0	18	2	1-4
Gibson	31	10	41	4.5-31	1	0	1-0
Copeland	31	7	38	4-22.5	3	2	0-0
Foley	34	3	37	3.5-28	2	1	2-0
Myers	33	4	37	0-0	5	1	1-21
Howard	25	0	25	0-0	4	0	0-0
Langford	19	6	25	0-0	1	0	0-0
von Oelhoffen	24	2	26	4-30	0	1	1-0
Wilson	14	6	20	3-24	0	1	0-0
Ross	15	3	18	1-7	1	1	0-0
Blackmon	13	5	18	0-0	4	0	0-0
Clark	13	2	15	0-0	5	0	0-0
Steele	13	1	14	0-0	0	0	0-0
Mack	9	2	11	0-0	1	0	0-0
T. Carter	8	0	8	0-0	1	0	0-0
Wright	4	4	8	0-0	0	0	0-0
Curtis	6	1	7	1-8	0	0	0-0
Fisher	1	1	2	0-0	0	0	0-0
Purvis	1	1	2	0-0	0	0	0-0
Granville	1	0	1	0-0	0	0	0-0

SPECIAL TEAMS*	ST	AT	TT	FF	FR-Yds	BP	BFG	BXP
Player								
Wright	14	1	15	0	1-0	0	0	0
Curtis	7	3	10	0	0-0	0	0	0
Granville	6	4	10	0	0-0	0	0	0
Hall	6	0	6	0	0-0	0	0	0
Wilson	5	1	6	0	0-0	0	0	0
Foley	5	0	5	0	0-0	0	0	0
Griffin	5	0	5	0	0-0	0	0	0
Mack	5	0	5	0	0-0	0	1	0
Myers	4	1	5	0	0-0	0	0	0
Ross	4	1	5	0	0-0	0	0	0
Simmons	3	2	5	0	0-0	0	0	0
Basnight	3	1	4	1	0-0	0	0	0
Brice	3	0	3	0	0-0	0	0	0
Clark	3	0	3	0	0-0	0	0	0
Costello	3	0	3	0	0-0	0	0	0
Spikes	3	0	3	0	0-0	0	0	0
Heath	2	1	3	0	1-0	0	0	0
Howard	2	1	3	0	0-0	0	0	0
Hudson	2	0	2	0	0-0	0	0	0
McGee	2	0	2	0	0-0	0	0	0
Peterson	2	0	2	0	0-0	0	0	0
Bell	1	0	1	0	0-0	0	0	0
Milne	1	0	1	0	0-0	0	0	0
Pellrey	1	0	1	0	0-0	0	0	0
Sprotte	1	0	1	0	0-0	0	0	0

MISCELLANEOUS DEFENSE*

Player	ST	AT	TT	FF	FR-Yds
Scott	3	0	3	0	0-0
Anderson	2	0	2	0	0-0
Dillon	2	0	2	0	0-0
Braham	1	0	1	0	0-0
Jackson	1	0	1	0	0-0
O'Dwyer	1	0	1	0	0-0
Pickens	1	0	1	0	0-0
Stephens	1	0	1	0	0-0

*Press box statistics

2000 FINAL STATISTICS (4-12-0)

Head Coaches: Bruce Coslet (0-3),
Dick LeBeau (4-9)

Date	W/L	Score	Opponent	Att
Sept. 10	L	7-24	Cleveland	64,006
Sept. 17	L	0-13	at Jacksonville	45,653
Sept. 24	L	0-37	at Baltimore	68,481
Oct. 1	L	16-31	Miami	61,535
Oct. 8	L	14-23	Tennessee	63,406
Oct. 15	L	0-15	at Pittsburgh	54,328
Oct. 22	W	31-21	Denver	61,603
Oct. 29	W	12-3	at Cleveland	73,118
Nov. 5	L	7-27	Baltimore	54,759
Nov. 12	L	6-23	at Dallas	62,170
Nov. 19	L	13-16	at New England	60,292
Nov. 26	L	28-48	Pittsburgh	63,925
Dec. 3	W	24-13	Arizona	50,289
Dec. 10	L	3-35	at Tennessee	68,498
Dec. 17	W	17-14	Jacksonville	50,469
Dec. 24	L	7-16	at Philadelphia	64,902

TEAM STATISTICS	Bengals	Opponents
TOTAL FIRST DOWNS	254	307
Rushing	119	101
Passing	109	182
Penalty	26	24
3rd Down: Made-Att	77-227	102-239
3rd Down Pct.	33.9	42.7
4th Down: Made-Att	10-25	4-13
4th Down Pct.	40.0	30.8
POSSESSION AVG.	27.13	32.47
TOTAL NET YARDS	4260	5487
Avg. Per Game	266.3	342.9
Total Plays	1001	1068
Avg. Per Play	4.3	5.1
NET YARDS RUSHING	2314	1925
Avg. Per Game	144.6	120.3
Total Rushes	495	504
NET YARDS PASSING	1946	3562
Avg. Per Game	121.6	222.6
Sacked-Yards Lost	52-273	26-168
Gross Yards	2219	3730
Att.-Completions	454-207	538-318
Completion Pct.	45.6	59.1
Had Intercepted	14	9
PUNTS-AVERAGE	94-40.2	80-41.7
Punting Avg.	33.1	35.5
PENALTIES-YARDS	99-878	115-924
FUMBLES-BALL LOST	37-21	22-12
TOUCHDOWNS	21	40
Rushing	13	12
Passing	6	26
Returns	2	2

Score by Periods	1	2	3	4	OT	Tot
Bengals	24	74	41	46	0	185
Opponents	92	106	91	70	0	359

SCORING	TD	Ru	Rc	Rt	K-PAT	FG	S	TP
Rackers	0	0	0	0	21-21	12-21	0	57
Dillon	7	7	0	0	-	-	0	42
Warrick	7	2	4	1	-	-	0	42
Bennett	3	3	0	0	-	-	0	18
Dugans	1	0	1	0	-	-	0	6
McGee	1	0	1	0	-	-	0	6
Mitchell	1	1	0	0	-	-	0	6
D. Williams	1	0	0	1	-	-	0	6
Bengals	21	13	6	2	21-21	12-21	1	185
Opponents	40	12	26	2	39-40	26-36	1	359

Two-point conversions: None. Bengals 0-0; Opponents 0-0.

RUSHING	No	Yds	Avg	Lg	TD
Dillon	315	1435	4.6	80t	7
Bennett	90	324	3.6	37t	3
Smith	41	232	5.7	21	0
Warrick	16	148	9.3	77t	2
Mitchell	10	61	6.1	12t	1
N. Williams	10	54	5.4	13	0
Keaton	6	24	4.0	8	0
Pope	2	22	11.0	22	0
Yeast	1	15	15.0	15	0
Groce	3	4	1.3	5	0
Rackers	1	-5	-5.0	-5	0
Bengals	495	2314	4.7	80t	13
Opponents	504	1925	3.8	30	12

RECEIVING	No	Yds	Avg	Lg	TD
Warrick	51	592	11.6	46	4
McGee	26	309	11.9	39	1
Yeast	24	301	12.5	27	0
Farmer	19	268	14.1	38	0
Bennett	19	168	8.8	25	0
Dillon	18	158	8.8	31	0
Dugans	14	125	8.9	17	1
Battaglia	13	105	8.1	15	0
Groce	11	45	4.1	14	0
N. Williams	7	84	12.0	20	0
Bush	3	39	13.0	18	0
Griffin	2	25	12.5	16	0
Bengals	207	2219	10.7	46	6
Opponents	318	3730	11.7	77t	26

INTERCEPTIONS	No	Yds	Avg	Lg	TD
T. Carter	2	40	20.0	30	0
Spikes	2	12	6.0	7	0
D. Williams	1	36	36.0	36t	1
Hall	1	12	12.0	12	0
C. Carter	1	6	6.0	6	0
Foley	1	1	1.0	1	0
Bean	1	0	0.0	0	0
Bengals	9	107	11.9	36t	1
Opponents	14	138	9.9	39	0

PUNTING	No	Yds	Avg	Net	TB	In	Lg	B
Pope	94	3775	40.2	33.1	14	18	57	0
Bengals	94	3775	40.2	33.1	14	18	57	0
Opponents	80	3338	41.7	35.5	7	30	70	0

PUNT RETURNS	Ret	FC	Yds	Avg	Lg	TD
Yeast	34	14	225	6.6	27	0
Warrick	7	1	123	17.6	82t	1
Griffin	1	0	9	9.0	9	0
Bengals	42	15	357	8.5	82t	1
Opponents	40	17	387	9.7	39	0

KICKOFF RETURNS	No	Yds	Avg	Lg	TD
Mack	50	1036	20.7	50	0
Griffin	8	129	16.1	29	0
Yeast	7	106	15.1	29	0
Keaton	6	100	16.7	25	0
Bush	3	18	6.0	8	0
N. Williams	2	12	6.0	12	0
Heath	1	22	22.0	22	0
Battaglia	1	fair catch			
Bengals	77	1423	18.5	50	0
Opponents	42	898	21.4	37	0

FIELD GOALS	1-19	20-29	30-39	40-49	50+
Rackers	0-0	5-5	5-9	2-7	0-0
Bengals	0-0	5-5	5-9	2-7	0-0
Opponents	3-3	5-6	12-16	6-10	0-1

FIELD GOAL ATTEMPTS BY GAME:
Rackers: (42B) (44N, 47N) (-) (23G, 38G, 34G) (35B, 46N) (-) (24G) (39G) (-) (22G, 37G) (28G, 30N, 45G) (-) (36N, 45N, 32G) (45G) (27G) (31N).
Opponents: (30G) (30G, 33N, 19G) (30G, 37G, 19G) (40G) (22G, 41G, 33N, 34G) (36G, 28G) (48N, 48N) (18G) (38G, 32G) (39N, 44N, 43G, 35G, 42G, 51N) (38G, 21G, 22G) (44G, 28G) (31N) (-) (28N) (32G, 45G, 41N, 33G).

PASSING	Att	Cmp	Yds	Cmp %	Yds/Att	TD	Int	Lg	Sack-Lost	Rate		
Smith	267	118	1253	44.2	4.69	3	1.1	6	2.2	46	36-191	52.8
Mitchell	187	89	966	47.6	5.17	3	1.6	8	4.3	38	16-82	50.8
Bengals	454	207	2219	45.6	4.89	6	1.3	14	3.1	46	52-273	52.0
Opponents	538	318	3730	59.1	6.93	26	4.8	9	1.7	77t	26-168	89.4

USUAL STARTERS

OFFENSE	DEFENSE
WR Craig Yeast	LE Vaughn Booker
LT Rod Jones	Michael Bankston
LG Matt O'Dwyer	LDL Oliver Gibson
Scott Rehberg	RDT John Copeland
C Rich Braham	RE Michael Bankston
Brook Gutierrez	John Copeland
RG Mike Goff	LLB Steve Foley
RT Willie Anderson	MLB Armegis Spearman
TE Tony McGee	RLB Takeo Spikes
WR Peter Warrick	LCB Tom Carter
QB Akili Smith	RCB Rodney Heath
Scott Mitchell	Artrell Hawkins
HB Corey Dillon	SS Chris Carter
FB Clif Groce	Cory Hall
M. Battaglia (TE)	Darryl Williams
Nick Williams	

DEFENSE*	ST	AT	TT	Yds	Sks	PD	FF	FR
Spikes	109	19	128	2-16	4	0	3	0-0
D. Williams	80	21	101	0-0	5	3	0	0-0
Spearman	46	24	70	1-12	4	0	0	0-0
Bankston	50	14	64	0-0	2	0	0	0-0
C. Carter	49	11	60	1-9	2	2	1	0-0
Gibson	42	10	52	4-7	1	0	0	0-0
Hawkins	43	4	47	0-0	9	1	1	1-12
Heath	40	4	44	0-0	12	0	1	0-0
T. Carter	36	7	43	0-0	11	0	0	0-0
Foley	34	9	43	4-16	8	2	1	0-0
Hall	36	5	41	4-32	2	0	0	0-0
Copeland	32	7	39	1-8	1	0	1	0-4
Ross	31	2	33	1-6	3	0	0	0-0
Langford	19	3	22	0-0	2	0	0	0-0
Bean	17	2	19	0-0	6	0	0	0-0
Mack	12	6	18	0-0	2	0	0	0-0
Booker	13	4	17	0-0	1	0	0	0-0
Steele	13	4	17	2-17	0	0	0	0-0
Roman	15	1	16	0-0	2	1	0	0-0
Wilson	9	6	15	3-16	1	2	1	3-0
Barndt	7	5	12	0-0	1	0	1	0-0
Curtis	8	2	10	2-9	0	2	0	0-0
Simmons	7	2	9	1-10	0	1	0	0-0
Granville	2	0	2	0-0	0	0	0	0-0

SPECIAL TEAMS*	ST	AT	TT	FF	FR	BP	BFG	BXP
Player	ST	AT	TT	FF	FR	BP	BFG	BXP
Hawkins	3	12	0	0-0	0	0	0	0
Griffin	7	2	9	0-0	0	0	0	0
Granville	6	2	8	0-0	1-0	0	0	0
Bennett	7	0	7	0-0	0	0	0	0
Bean	6	0	6	0-0	0	0	0	0
Curtis	6	0	6	0-0	1-0	0	0	0
C. Carter	5	1	6	0-0	0	0	0	0
Heath	5	1	6	0-0	0	0	0	0
Ross	5	0	5	0-0	0	0	0	0
Mack	4	1	5	0-0	0	0	0	0
St. Louis	4	0	4	0-0	0	0	0	0
Wilson	4	0	4	0-0	0	0	0	0
Spearman	3	1	4	0-0	0	0	0	0
Bush	2	0	2	0-0	0	0	0	0
Rackers	2	0	2	0-0	0	0	0	0
Armour	1	0	1	0-0	0	0	0	0
Battaglia	1	0	1	0-0	0	0	0	0
Roman	1	0	1	0-0	0	0	0	0
Warrick	1	0	1	0-0	0	0	0	0
Pope	0	1	1	0-0	0	0	0	0

MISCELLANEOUS DEFENSE*	Player	ST	AT	TT	FF	FR	Yds
Warrick	4	0	4	0	0	0	0-0
Dillon	2	0	2	0	0	0	0-0
J. Jackson	2	0	2	0	0	0	0-0
Anderson	1	0	1	0	0	0	0-0
Battaglia	1	0	1	0	0	0	0-0
Bennett	1	0	1	0	0	0	0-0
Goff	1	0	1	0	0	0	0-0
Bush	1	0	1	0	0	0	0-0
Griffin	1	0	1	0	0	0	0-0
Gutierrez	1	0	1	0	0	0	0-0
Jones	1	0	1	0	0	0	0-0
O'Dwyer	1	0	1	0	0	0	0-0
Stephens	1	0	1	0	0	0	0-0
Yeast	1	0	1	0	0	0	0-0

*Press box statistics

2001 FINAL STATISTICS (6-10-0)

Head Coach: Dick LeBeau

Date	W/L	Score	Opponent	Alt
Sept. 9	W	23-17	New England	51,521
Sept. 23	W	21-10	Baltimore	51,121
Sept. 30	L	14-28	at San Diego	56,048
Oct. 7	L	7-16	at Pittsburgh	62,335
Oct. 14	W	24-14	Cleveland	64,217
Oct. 21	L	0-24	Chicago	63,408
Oct. 28	W	31-27	at Detroit	69,343
Nov. 11	L	13-30	at Jacksonville	57,161
Nov. 18	L	7-20	Tennessee	63,865
Nov. 25	L	0-18	at Cleveland	72,918
Dec. 2	L	13-16*	Tampa Bay	52,135
Dec. 9	L	10-14	Jacksonville	44,920
Dec. 16	L	14-15	at N.Y. Jets	77,745
Dec. 23	L	0-16	at Baltimore	68,987
Dec. 30	W	26-23*	Pittsburgh	63,751
Jan. 6	W	23-21	at Tennessee	68,798

*Overtime

TEAM STATISTICS	Bengals	Opponents
TOTAL FIRST DOWNS	294	281
Rushing	96	86
Passing	176	173
Penalty	22	22
3rd Down: Made-Att	93-243	86-225
3rd Down Pct.	38.3	38.2
4th Down: Made-Att	6-23	5-13
4th Down Pct.	26.1	38.5
POSSESSION AVG.	29.16	30.44
TOTAL NET YARDS	4800	4832
Avg. Per Game	300.0	302.0
Total Plays	1071	1013
Avg. Per Play	4.5	4.8
NET YARDS RUSHING	1712	1675
Avg. Per Game	107.0	104.7
Total Rushes	441	453
NET YARDS PASSING	3088	3157
Avg. Per Game	193.0	197.3
Sacked-Yards Lost	28-203	48-320
Gross Yards	3291	3477
Att.-Completions	602-322	512-311
Completion Pct.	53.5	60.7
Had Intercepted	26	13
PUNTS-AVERAGE	86-39.6	86-41.2
Net Punting Avg.	33.6	34.8
PENALTIES-YARDS	103-870	101-837
FUMBLES-BALL LOST	28-11	33-15
TOUCHDOWNS	25	35
Rushing	11	10
Passing	12	23
Returns	2	2

Score by Periods:	1	2	3	4	OT	T
Bengals	27	75	56	65	3	226
Opponents	67	83	79	77	3	309

SCORING	TD-Ru	Rc-Rt	K-PAT	FG	S	TP
Dillon	13	10	3	0	—	0 78
Rackers	0	0	0	0	23-24	0 74
Dugans	2	0	2	0	—	0 14
Scott	2	0	2	0	—	0 12
Farmer	1	0	1	0	—	0 6
C. Johnson	1	0	1	0	—	0 6
Kilna	1	1	0	0	—	0 6
McGee	1	0	1	0	—	0 6
Neal	1	0	1	0	—	0 6
Simmons	1	0	1	0	—	0 6
Spikes	1	0	1	0	—	0 6
Warrick	1	0	1	0	—	0 6

Bengals	25	11	22	2	23-24	17-28	0 226
Opponents	35	10	23	2	29-31	22-30	1 309

*Includes a two-point conversion.

Two-point conversions: Dugans, Bengals
1-1; Opponents 1-4.

PASSING	Att	Cmp	Yds	Cmp %	Yds/Att	TD	%	Int	%	Lg	Sack-Lost	Rat
Kilna	581	313	3216	53.9	5.54	12	2.1	22	3.8	49	25-185	61.1
Mitchell	12	4	38	33.3	3.17	0	0.0	3	25.0	16	2-15	3.5
A. Smith	8	5	37	62.5	4.63	0	0.0	0	0.0	14	1-3	73.4
Dillon	1	0	0	0.0	0.00	0	0.0	1	100.0	—	0-0	0.0
Bengals	602	322	3291	53.5	5.47	12	2.0	26	4.3	49	28-203	58.1
Opponents	512	311	3477	60.7	6.79	23	4.5	13	2.5	47	48-320	85.4

RUSHING	No	Yds	Avg	Lg	TD
Dillon	340	1315	3.9	961	10
Bennett	50	232	4.6	36	0
Kilna	27	73	2.7	20	1
Keaton	5	48	9.6	21	0
A. Smith	6	20	3.3	6	0
Warrick	8	14	1.8	13	0
Neal	5	10	2.0	4	0
Bengals	441	1712	3.9	961	11
Opponents	453	1675	3.7	48	10

RECEIVING	No	Yds	Avg	Lg	TD
Warrick	70	667	9.5	33	1
Scott	57	819	14.4	49	2
Dillon	34	228	6.7	17	3
C. Johnson	28	329	11.8	28	1
Dugans	28	251	9.0	31	2
Houshmandzadeh	21	228	10.9	23	0
Bennett	20	150	7.5	15	0
Neal	19	101	5.3	12	1
Farmer	15	228	15.2	27	1
McGee	14	148	10.6	25	1
Battaglia	13	118	9.1	17	0
McMullen	2	15	7.5	11	0
Keaton	1	9	9.0	9	0
Bengals	322	3291	10.2	49	12
Opponents	311	3477	11.2	47	23

INTERCEPTIONS	No	Yds	Avg	Lg	TD
Kaesviharn	3	41	13.7	29	0
Hawkins	3	26	8.7	22	0
J. Smith	2	28	14.0	21	0
Spikes	1	66	66.0	66	1
D. Williams	1	16	16.0	16	0
C. Carter	1	10	10.0	10	0
Simmons	1	5	5.0	5	0
Roman	1	0	0.0	0	0
Bengals	13	192	14.8	66	1
Opponents	26	392	15.1	64	0

PUNTING	No	Yds	Avg	Net	TB	In20	Lg	B
Harris	84	3372	40.1	33.9	6	21	57	1
Rackers	1	32	32.0	12.0	1	0	32	0
Bengals	86	3404	39.6	33.6	7	21	57	1
Opponents	86	3541	41.2	34.8	13	29	76	0

PUNT RETURNS	Ret	FC	Yds	Avg	Lg	TD
Warrick	18	10	116	6.4	31	0
Curtis	12	5	163	13.6	86	0
Houshmandzadeh	1	1	11	11.0	11	0
Farmer	1	1	11	11.0	11	0
Bengals	31	16	290	9.4	86	0
Opponents	47	17	374	8.0	24	0

KICKOFF RETURNS	No	Yds	Avg	Lg	TD
Keaton	42	891	21.2	64	0
Houshmandzadeh	10	185	18.5	23	0
Bennett	4	60	15.0	19	0
Ru. Johnson	4	79	19.8	25	0
Gutierrez	2	15	7.5	8	0
Bengals	62	1230	19.8	64	0
Opponents	46	1157	25.2	101	1

FIELD GOALS	1-19	20-29	30-39	40-49	50+
Rackers	0-0	4-6	8-11	4-9	1-2
Bengals	0-0	4-6	8-11	4-9	1-2
Opponents	0-0	8-8	6-9	7-11	1-2

FIELD GOAL ATTEMPTS BY GAME:	
Rackers: (36G, 47G, 33G) (43N, 39N, 45N) (-)	
(51N) (27G, 22N, 42G, 21G) (39N) (47N, 39G)	
(26G, 52G) (-) (43N, 47N) (23G, 41G) (47G) (-)	
(-) (32N, 28N, 34G, 31G) (30G, 39G, 34G).	
Opponents: (39G) (38G) (38N) (26G, 42G, 48G)	
(-) (48G, 43N) (51G, 24G) (-) (41G, 37G) (23G)	
(27G, 23G, 33G) (43N, 38G, 48G, 51N, 21G) (44N)	
(40N, 24G, 34N) (43G, 29G, 33N, 43G) (38G) (-).	

USUAL STARTERS

OFFENSE	DEFENSE
WR Darnay Scott	LE Vaughn Booker
LT Richmond Webb	LDT Oliver Gibson
LG Matt O'Dwyer	RDT Tony Williams
C Rich Braham	RE Justin Smith
RG Mike Goff	LLB Steve Foley
RT Willie Anderson	MLB Brian Simmons
TE Tony McGee	RLB Takeo Spikes
WR Peter Warrick	LCB Mark Roman
QB Jon Kilna	RCB Artrell Hawkins
HB Corey Dillon	SS JoJuan Armour
FB Lorenz Neal	CB Cory Hall

DEFENSE*	ST	AT	TT	Sks-Yds	PD	FF	FR-Yds
Player							
Spikes	80	29	109	6-58	5	1	0-0
Simmons	51	32	83	6.5-41	5	2	0-0
Hawkins	49	10	59	0-0	6	2	1-0
Gibson	45	10	55	3-16	3	0	1-0
J. Smith	41	13	54	8.5-76	5	0	0-0
Roman	44	7	51	2-10	7	0	1-1
C. Carter	34	15	49	0-0	6	0	1-12
Armour	36	11	47	0-0	3	0	0-0
Hall	31	16	47	0-0	3	0	1-73
Bean	39	3	42	0-0	5	1	0-0
Booker	34	6	40	1.5-8	2	1	0-0
Foley	25	14	39	0-0	2	0	0-0
T. Williams	15	23	38	5-25	1	0	2-0
Wilson	26	11	37	9-47.5	3	1	2-0
Kaesviharn	22	3	25	0-0	6	0	0-0
D. Williams	19	6	25	3.5-22	2	1	1-0
Whittington	17	4	21	0-0	1	0	0-0
Heath	16	3	19	0-0	4	1	1-0
Curtis	11	8	19	0-0	1	0	0-0
Steele	5	5	10	1-4.5	1	1	1-0
Ross	4	5	9	1-6	0	0	0-0
T. Carter	7	0	7	0-0	3	0	0-0
Jennings	6	0	6	0-0	0	0	0-0
Langford	3	0	3	0-0	0	0	0-0
Monds	1	0	1	0-0	0	0	0-0
(TEAM)	—	—	—	1-6	—	—	—

SPECIAL TEAMS*	ST	AT	TT	FF	FR-BP	BFG	BXP
Player							
Dugans	14	3	17	0	0-0	0	0
Ross	11	2	13	0	0-0	0	0
C. Carter	8	2	10	0	1-0	0	0
Curtis	4	6	10	1	1-3	0	0
Armour	3	5	8	0	0-0	0	0
Kaesviharn	7	0	7	0	0-0	0	0
Jennings	6	0	6	0	0-0	0	0
Bean	3	3	6	0	1-10	0	0
Bennett	4	0	4	0	0-0	0	0
D. Williams	3	1	4	0	0-0	0	0
Hall	2	1	3	0	0-0	0	0
Wilson	2	1	3	0	0-0	0	0
Ru. Johnson	1	2	3	0	0-0	0	0
Neal	2	0	2	0	0-0	0	0
St. Louis	2	0	2	0	0-0	0	0
Chevrier	1	1	2	0	0-0	0	0
Foley	1	0	1	0	0-0	0	0
Heath	1	0	1	0	0-0	0	0
Rackers	1	0	1	0	0-0	0	0
Simmons	1	0	1	0	#0-56	0	0
Warrick	1	0	1	0	0-0	0	0
#Lateral	—	—	—	—	—	—	—

MISCELLANEOUS DEFENSE*

Player	ST	AT	TT	FF	FR-Yds
Dillon	4	0	4	0	0-0
C. Johnson	4	0	4	0	0-0
Scott	4	0	4	0	0-0
Braham	3	0	3	0	0-0
Dugans	2	0	2	0	0-0
Goff	2	0	2	0	0-0
Kilna	2	0	2	0	0-0
Warrick	2	0	2	0	0-0
Webb	2	0	2	0	0-0
Bennett	1	1	2	0	0-0
Battaglia	1	0	1	0	0-0
Bean	1	0	1	0	0-0
Farmer	1	0	1	0	0-0
Houshmandzadeh	1	0	1	0	0-0
O'Dwyer	1	0	1	0	0-0

*NOTE: The defensive, special teams and miscellaneous stats listed above may differ from the information listed in individual player biographies. Press box stats were used for the above 2001 totals while coaches' stats were used for the biographies.

2002 FINAL STATISTICS (2-14-0)

Head Coach: Dick LeBeau			
Date	W/L	Score	Opponent
Sept. 8	L	6-34	San Diego
Sept. 15	L	7-20	at Cleveland
Sept. 22	L	3-30	at Atlanta
Sept. 29	L	7-35	Tampa Bay
Oct. 6	L	21-28	at Indianapolis
Oct. 13	L	7-34	Pittsburgh
Oct. 27	L	24-30	Tennessee
Nov. 3	W	38-3	at Houston
Nov. 10	L	27-38	at Baltimore
Nov. 17	L	20-27	Cleveland
Nov. 24	L	21-29	at Pittsburgh
Dec. 1	L	23-27	Baltimore
Dec. 8	L	31-52	at Carolina
Dec. 15	L	15-29	Jacksonville
Dec. 22	W	20-13	New Orleans
Dec. 29	L	9-27	at Buffalo

TOTAL FIRST DOWNS		Bengals	Opponents
Rushing		315	315
Passing		105	104
Penalty		186	182
3rd Down: Made-Att		24	29
3rd Down Pct.		87-223	83-199
4th Down: Made-Att		39.0	41.7
4th Down Pct.		11-30	7-14
POSSESSION AVG.		36.7	50.0
TOTAL NET YARDS		28.55	31.05
Avg. Per Game		5206	5265
Total Plays		325.4	329.1
Avg. Per Play		1054	976
NET YARDS RUSHING		4.9	5.4
Avg. Per Game		1730	2003
Total Rushes		108.1	125.2
Avg. Per Rush		426	498
NET YARDS PASSING		3476	3262
Avg. Per Game		217.3	203.9
Sacked-Yards Lost		37-256	24-153
Gross Yards		3732	3415
Att.-Completions		591-350	454-287
Completion Pct.		59.2	63.2
Had Intercepted		22	9
PUNTS-AVERAGE		73-38.2	65-41.8
Net Punting Avg.		28.7	37.9
PENALTIES-YARDS		99-884	101-867
FUMBLES-BALL LOST		26-13	21-11
TOUCHDOWNS		34	55
Rushing		13	16
Passing		17	30
Returns		4	9

Score by Periods	1	2	3	4	OT	Tot
Bengals	61	91	50	77	0	279
Opponents	110	157	95	94	0	456

SCORING	Td	Ru	Rc	Rt	K-PAT	FG	S	TP
Rackers	0	0	0	0	30-32	15-18	0	75
Dillon	7	7	0	0	—	—	0	42
Warrick	6	0	6	0	—	—	0	36
C. Johnson	5	0	5	0	—	—	0	30
Kitna	4	4	0	0	—	—	0	24
Lucy	2	2	0	0	—	—	0	12
Schobel	2	0	2	0	—	—	0	12
Westbrook	2	0	2	0	—	—	0	12
Bennett	1	0	0	1	—	—	0	6
Hawkins	1	0	0	1	—	—	0	6
Houshamandzadeh	1	0	1	0	—	—	0	6
Neal	1	0	1	0	—	—	0	6
Simmons	1	0	1	0	—	—	0	6
Spikes	1	0	0	1	—	—	0	6
Bengals	34	13	17	4	30-32	15-18	0	279
Opponents	55	16	30	9	51-52	23-31	1	456

Two-point conversions: None. Bengals 0-2; Opponents 2-3.

PASSING	Att	Cmp	Yds	Cmp %	Yds/Att	TD	Int	Lg	Sack-Lost	Rat
Kitna	473	294	3178	62.2	6.72	16	3.4	721	24-159	79.1
Ferrote	85	44	437	51.8	5.14	1	1.2	5	10-74	46.1
A. Smith	33	12	117	36.4	3.55	0	0.0	1	3-23	34.5
Bengals	591	350	3732	59.2	6.31	17	2.9	721	37-256	71.8
Opponents	454	287	3415	63.2	7.52	30	6.6	9	24-153	99.9

RUSHING	No	Yds	Avg	Lg	TD
Dillon	131	1311	10.0	42	671
Bennett	33	155	4.7	29	0
Ru. Johnson	17	67	3.9	13	0
Lucy	12	59	4.9	10	2
Kitna	24	57	2.4	121	4
Neal	9	31	3.4	9	0
Ferrote	4	22	5.5	9	0
Warrick	8	22	2.8	11	0
A. Smith	4	5	1.3	3	0
Westbrook	1	1	1.0	1	0
Bengals	426	1730	4.1	671	13
Opponents	498	2003	4.0	411	16

RECEIVING	No	Yds	Avg	Lg	TD
C. Johnson	69	1166	16.9	721	5
Warrick	53	606	11.4	371	6
Dugans	47	421	9.0	31	0
Dillon	43	298	6.9	19	0
Houshamandzadeh	41	492	12.0	31	1
Schobel	27	212	7.9	201	2
Neal	21	133	6.3	15	0
Bennett	18	109	6.1	15	0
Farmer	9	115	12.8	51	0
Westbrook	8	94	11.8	261	2
Lucy	7	46	6.6	15	0
Ru. Johnson	6	34	5.7	14	0
Stewart	1	6	6.0	6	0
Bengals	350	3732	10.7	721	17
Opponents	287	3415	11.9	69	30

INTERCEPTIONS	No	Yds	Avg	Lg	TD
Hawkins	2	102	51.0	1021	1
Kaesviharn	2	17	8.5	17	0
Simmons	1	51	51.0	51	1
Gibson	1	6	6.0	6	0
Burris	1	5	5.0	5	0
Thompson	1	4	4.0	4	0
Hall	1	2	2.0	2	0
Bengals	9	187	20.8	1021	2
Opponents	22	428	19.5	981	3

PUNTING	No	Yds	Avg	Net	Td	In20	Lg	B
Harris	65	2608	40.1	31.4	4	11	57	1
Dorsch	5	162	32.4	1.8	0	0	46	0
Rackers	2	17	8.5	6.5	0	1	19	0
Bengals	73	2787	38.2	28.7	4	12	57	1
Opponents	65	2714	41.8	37.9	6	24	64	0

PUNT RETURNS	Ret	FC	Yds	Avg	Lg	TD
Houshamandzadeh	24	4	117	4.9	34	0
Warrick	4	0	14	3.5	10	0
Burris	0	1	0	—	—	0
Farmer	0	4	0	—	—	0
Bengals	28	9	131	4.7	34	0
Opponents	41	8	611	14.9	951	3

KICKOFF RETURNS	No	Yds	Avg	Lg	TD
Bennett	49	1231	25.1	941	1
Houshamandzadeh	13	288	22.2	44	0
Ru. Johnson	13	277	21.3	42	0
Neal	5	52	10.4	17	0
Lucy	3	40	13.3	17	0
Dugans	1	6	6.0	6	0
Gutierrez	1	11	11.0	11	0
Bengals	85	1905	22.4	941	1
Opponents	57	1191	20.9	991	1

FIELD GOALS	1-19	20-29	30-39	40-49	50+
Rackers	2-2	5-5	3-3	3-5	2-3
Bengals	2-2	5-5	3-3	3-5	2-3
Opponents	0-0	7-8	8-11	7-9	1-3

FIELD GOAL ATTEMPTS BY GAME:	
Rackers:	(21G, 54G) (-) (24G) (45N) (-) (46N) (44G) (25G) (43G, 35G) (37G, 31G) (-) (40G) (52N, 24G) (51G, 18G, 25G) (-) (19G).
Opponents:	(28G, 27G) (52G, 45G) (44G, 26G, 34G) (-) (-) (34G, 32N, 30G) (33G, 28G, 46G) (23G, 46B, 53N) (33G) (24N, 27G, 40G) (33G, 51N, 43G, 45G) (49N, 38N) (-) (-) (38G, 33N, 43G) (32G, 25G).

USUAL STARTERS	
OFFENSE	DEFENSE
WR Chad Johnson	LE Bernard Whittington
LT Levi Jones	DT Oliver Gibson,
LG Matt O'Dwyer	Glen Steele
C Richraham	RD Tony Williams
RG Mike Golf	RE Justin Smith
RT Willie Anderson	LLB Canute Curtis
TE Matt Schobel	MLB Brian Simmons
WR Peter Warrick	LLB Takeo Spikes
QB Jon Kitna	LCB Jeff Burris
HB Corey Dillon	RCB Antrell Hawkins
FB Lorenzo Neal	SS Jojuan Armour,
	Marquand Manuel
	FS Cory Hall

DEFENSE*	ST	AT	TT	Sks-	Yds	PD	FF	FR-Yds
Player								
Spikes	81	32	113	1.5-12	1	1	4	4-5
Simmons	65	21	86	3-12	7	0	0	0-0
Hawkins	69	76	145	2-12	6	1	2	1-9
Burris	50	12	62	0-0	11	2	1	1-32
J. Smith	48	13	61	6.5-56	3	2	0	0-0
Hall	43	15	58	2-6	1	1	0	0-0
Amour	32	20	52	0-0	2	1	0	0-0
Kaesviharn	43	7	50	0-0	10	1	0	0-0
Curtis	38	8	46	0-0	0	0	0	0-0
Williams	30	12	42	5-34	0	0	0	0-0
Whittington	22	14	36	1-3	0	0	0	0-0
Manuel	26	8	34	0-0	2	1	0	0-0
Roman	23	7	30	0-0	1	1	0	0-0
Gibson	19	10	29	0-0	2	0	0	0-0
Steele	15	13	28	0-0	1	0	0	0-0
Ross	17	3	20	0-0	1	0	0	0-0
Wilson	11	2	13	0-0	2	0	0	0-0
Thompson	10	0	10	0-0	1	0	0	0-0
Booker	5	2	7	0-0	1	0	0	0-0
Myles	4	0	4	0-0	0	0	0	0-0
Perry	2	2	4	0-0	0	0	0	1-15
Jennings	1	2	3	0-0	1	0	0	0-0
Ogobogu	1	2	3	0-0	0	0	0	0-0
(TEAM)	—	—	—	3-18	—	—	—	—

(TEAM)					3-18				
SPECIAL TEAMS*									
Player	ST	AT	TT	FF	FR-Yds	BP	BFG	BXP	
Dugans	12	3	15	0	0-0	0	0	0	
Bennett	10	0	10	0	0-0	0	0	0	
Amour	6	2	8	0	0-0	0	1	0	
Manuel	6	2	8	0	0-0	0	0	0	
St. Louis	6	2	8	0	0-0	0	0	0	
Jennings	5	1	6	0	0-0	0	0	0	
Ri. Johnson	4	2	6	0	0-0	0	0	0	
Myles	4	2	6	0	0-0	0	0	0	
Curtis	4	1	5	0	0-0	0	0	0	
Ross	4	1	5	0	0-0	0	0	0	
Hall	4	0	4	0	0-0	0	0	0	
Rackers	3	1	4	0	0-0	0	0	0	
Edmonds	3	0	3	0	0-0	0	0	0	
Neal	3	0	3	0	0-0	0	0	0	
Thompson	2	1	3	0	0-0	0	0	0	
Burris	2	0	2	0	0-0	0	0	0	
Kaesviharn	2	0	2	0	0-0	0	0	0	
Spearman	2	0	2	0	0-0	0	0	0	
Brewer	1	0	1	0	0-0	0	0	0	
Houshamandzadeh	1	0	1	0	0-0	0	0	0	
Luchey	1	0	1	0	0-0	0	0	0	
Roman	1	0	1	0	0-0	0	0	0	
Warrick	1	0	1	0	0-0	0	0	0	
Wilson	1	0	1	0	0-0	0	0	0	

MISCELLANEOUS DEFENSE*						
Player	ST	AT	TT	FF	FR-Yd	
O'Dwyer	4	0	4	0	0	0-0
Houshamandzadeh	3	0	3	1	0	0-0
Warrick	3	0	3	1	0	1-0
C. Johnson	2	0	2	0	0	0-0
Neal	2	0	2	0	0	0-0
Anderson	1	0	1	0	0	0-0
Dillon	1	0	1	0	0	0-0
Dugans	1	0	1	0	0	0-0
Farmer	1	0	1	0	0	0-0
Frerotte	1	0	1	0	0	0-0
Gutierrez	1	0	1	0	0	0-0
Jones	1	0	1	0	0	0-0
Kilna	1	0	1	0	0	0-0
Schobel	1	0	1	0	0	0-0
Webb	1	0	1	0	0	0-0
Westbrook	1	0	1	0	0	0-0

2003 FINAL STATISTICS (8-0)

USUAL STARTERS

OFFENSE		DEFENSE	
WR	Peter Warrick	LE	Duane Clemons
LT	Levi Jones	LD	John Thornton
LG	Eric Steinbach	RT	Tony Williams
C	Rich Braham	RE	Justin Smith
RG	Mike Goff	SLB	Adrian Ross
RT	Willie Anderson	MLB	Kevin Hardy
TE	Reggie Kelly	WLB	Brian Simmons
WR	Chad Johnson	LCB	Jeff Burris
QB	Jon Kitna	Trt	Artrell Hawkins
HB	Corey Dillon	RCB	Tory James
FB	Jeremi Johnson	SS	Rogers Beckett, Kevin Kaesviharn
		FS	Mark Roman

Head Coach: Marvin Lewis

Date	W/L	Score	Opponent	Att
Sept. 7	L	10-30	Denver	63,820
Sept. 14	L	20-23	at Oakland	50,135
Sept. 21	L	10-17	Pittsburgh	64,596
Sept. 28	W	21-14	at Cleveland	73,428
Oct. 5	L	16-22*	at Buffalo	72,615
Oct. 19	W	34-26	Baltimore	53,553
Oct. 26	W	27-24	Seattle	52,131
Nov. 2	L	14-17	at Arizona	23,531
Nov. 9	W	34-27	Houston	50,437
Nov. 16	W	24-19	Kansas City	64,923
Nov. 23	W	34-27	at San Diego	52,069
Nov. 30	W	24-20	at Pittsburgh	58,797
Dec. 7	L	13-31	at Baltimore	69,468
Dec. 14	W	41-38	San Francisco	64,666
Dec. 21	L	10-27	at St. Louis	66,061
Dec. 28	L	14-22	Cleveland	65,362

*Overtime

TEAM STATISTICS		Bengals	Opponents
TOTAL FIRST DOWNS		313	320
Rushing		101	119
Passing		181	177
Penalty		31	24
3rd Down: Made-Att		102-228	85-206
3rd Down Pct.		44.7	41.3
4th Down: Made-Att		5-11	9-14
4th Down Pct.		45.5	64.3
POSSESSION AVG.		30:52	29:08
TOTAL NET YARDS		5329	5620
Avg. Per Game		333.1	351.3
Total Plays		1038	999
Avg. Per Play		5.1	5.6
NET YARDS RUSHING		1987	2218
Avg. Per Game		124.2	138.6
Total Rushes		481	461
NET YARDS PASSING		3342	3402
Avg. Per Game		208.9	212.6
Sacked-Yards Lost		37-249	30-196
Gross Yards		3591	3598
Att.-Completions		520-324	508-297
Completion Pct.		62.3	58.5
Had Intercepted		15	14
PUNTS-AVERAGE		77-39.5	67-42.5
Net Punting Avg.		32.2	35.1
PENALTIES-YARDS		107-846	108-921
FUMBLES-BALL LOST		16-7	26-10
TOUCHDOWNS		40	43
Rushing		12	18
Passing		26	23
Returns		2	2

Score by Periods	1	2	3	4	OT	Tot
Bengals	83	115	49	99	0	346
Opponents	71	117	74	116	6	384

SCORING TD-Ru-Rc-Rt K-PAT FG S TP									
Graham	0	0	0	0	40-40	22-25	0	106	
C. Johnson	10	0	10	0	—	—	0	60	
Ru. Johnson	9	9	0	0	—	—	0	54	
Warrick	8	0	7	1	—	—	0	48	
Washington	4	0	4	0	—	—	0	24	
Dillon	2	2	0	0	—	—	0	12	
J. Johnson	2	1	1	0	—	—	0	12	
Schobel	2	0	2	0	—	—	0	12	
Bennett	1	0	1	0	—	—	0	6	
Hardy	1	0	0	1	—	—	0	6	
Kelly	1	0	1	0	—	—	0	6	
Bengals	40	12	26	2	40-40	22-25	0	346	
Opponents	43	18	23	2	38-38	28-33	0	384	

Two-point conversions: None. Bengals 0-0; Opponents 2-4.

RUSHING	No	Yds	Avg	Lg	TD
Ru. Johnson	215	957	4.5	54	9
Dillon	138	541	3.9	39	2
Bennett	56	173	3.1	19	0
Warrick	18	157	8.7	50	0
Kitna	38	113	3.0	15	0
J. Johnson	15	41	2.7	12	1
Washington	1	5	5.0	5	0
Bengals	481	1987	4.1	54	12
Opponents	461	2218	4.8	781	18

RECEIVING	No	Yds	Avg	Lg	TD
C. Johnson	90	1355	15.1	821	10
Warrick	79	819	10.4	771	7
Bennett	25	176	7.0	16	1
Schobel	24	332	13.8	451	2
Washington	22	299	13.6	51	4
Stewart	21	212	10.1	21	0
Ru. Johnson	21	146	7.0	17	0
J. Johnson	15	82	5.5	16	1
Kelly	13	81	6.2	13	1
Dillon	11	71	6.5	14	0
Walter	3	18	6.0	9	0
Bengals	324	3591	11.1	821	26
Opponents	297	3598	12.1	731	23

INTERCEPTIONS	No	Yds	Avg	Lg	TD
James	4	56	14.0	31	0
Burris	2	17	8.5	17	0
Simmons	2	14	7.0	13	0
Beckett	2	11	5.5	11	0
Kaesviharn	1	10	10.0	10	0
Hawkins	1	8	8.0	8	0
Roberts	1	6	6.0	6	0
Roman	1	1	1.0	1	0
Bengals	14	123	8.8	31	0
Opponents	15	225	15.0	831	2

PUNTING	No	Yds	Avg	Net	TB	In20	Lg	8
Ru. Johnson	49	1961	40.0	33.5	5	9	58	0
Harris	28	1084	38.7	30.0	3	5	53	0
Bengals	77	3045	39.5	32.2	8	14	58	0
Opponents	67	2845	42.5	35.1	8	21	72	0

PUNT RETURNS	Ret	FC	Yds	Avg	Lg	TD
Warrick	25	8	273	10.9	681	1
Burris	5	0	58	11.6	34	0
Bengals	30	8	331	11.0	681	1
Opponents	47	7	403	8.6	37	0

KICKOFF RETURNS	No	Yds	Avg	Lg	TD
Bennett	53	1146	21.6	46	0
Roberts	7	128	18.3	23	0
Watson	7	113	16.1	27	0
Ru. Johnson	2	23	11.5	15	0
Powell	2	33	16.5	20	0
J. Johnson	1	16	16.0	16	0
Steele	1	2	2.0	2	0
Stewart	1	13	13.0	13	0
Bengals	74	1474	19.9	46	0
Opponents	71	1470	20.7	45	0

FIELD GOALS	1-19	20-29	30-39	40-49	50+
Graham	0-0	5-5	10-10	7-8	0-2
Bengals	0-0	5-5	10-10	7-8	0-2
Opponents	1-1	11-12	9-11	5-7	2-2

FIELD GOAL ATTEMPTS BY GAME:	
Graham:	(26G) (31G, 22G) (44G) (-) (39G, 37G, 54N, 30G) (44G, 37G) (30G, 25G) (-) (40G, 40G) (27G, 48N) (37G, 47G) (44G) (25G, 38G) (34G, 30G) (48G) (52N).
Opponents:	(51G, 27G, 39G) (40G, 26G, 39G) (24N, 33G) (35N) (27G, 38G, 29G) (25G) (27G, 49G) (31G, 34N) (45G, 33G) (37G, 39G, 44N) (48G, 28G) (23G, 39G) (22G) (23G) (26G, 50G) (42G, 42G, 18G).


PASSING	Att	Cmp	Yds	Cmp %	Yds/Att	TD	Int	%	Lg	Sack-Lost	Rat	
Kilna	520	324	3591	62.3	6.91	26	5.0	15	2.9	821	37-249	87.4
Bengals	520	324	3591	62.3	6.91	26	5.0	15	2.9	821	37-249	87.4
Opponents	508	297	3598	58.5	7.08	23	4.5	14	2.8	731	30-196	83.9

DEFENSE*	ST	AT	TT	Sks-Yds	PD	FF	FR-Yds
Player	ST	AT	TT	Sks-Yds	PD	FF	FR-Yds
Simmons	72	31	103	1.5-9	6	2	4-13
Hardy	59	33	92	1.5-11	4	1	1-10
Roman	55	19	74	0.5-5	7	1	0-0
Beckett	50	17	67	3-24	5	1	0-0
James	57	6	63	1-1	18	0	0-0
Smith	41	19	60	5-16.5	3	0	0-0
Hawkins	50	5	55	0-0	6	1	0-0
Ross	33	21	54	0-0	0	2	0-0
Kaesviharn	42	9	51	1-8	4	0	0-0
Clemons	35	7	42	6-46	4	2	1-0
Williams	28	10	38	2-9	0	1	1-(-1)
Burris	33	3	36	0-0	6	1	0-0
Thornton	19	12	31	6-42	3	1	2-2
Gibson	17	7	24	0.5-3.5	3	0	0-0
Steele	17	5	22	0.5-5.0	0	0	0-0
Powell	10	10	20	0.5-2.5	1	1	1-0
Roberts	13	3	16	1-13	1	1	0-0
Manuel	9	2	11	0-0	1	0	0-0
Levels	5	5	10	0-0	0	0	0-0
Ri. Johnson	2	6	8	0-0	0	0	0-0
Myles	4	0	4	0-0	0	0	0-0

SPECIAL TEAMS*	ST	AT	TT	FF	BP	BFG	BXP
Player	ST	AT	TT	FF	BP	BFG	BXP
Beckett	12	4	16	1	0-0	0	0
Myles	12	4	16	0	0-0	0	0
Ri. Johnson	11	2	13	0	0-0	0	0
Kaesviharn	10	3	13	0	0-0	0	0
Abdullah	8	2	10	0	0-0	0	0
Bennett	6	2	8	0	0-0	0	0
St. Louis	7	0	7	0	0-0	0	0
Walter	5	1	6	0	0-0	0	0
Gray	3	3	6	0	0-0	0	0
Levels	5	0	5	0	0-0	0	0
Manuel	3	2	5	0	0-0	0	0
James	4	0	4	0	0-0	0	0
Roberts	4	0	4	0	0-0	0	0
Watson	4	0	4	0	0-0	0	0
Burris	3	1	4	0	0-0	0	0
Edmonds	2	2	4	0	0-0	0	0
Ross	3	0	3	0	0-0	0	0
Stewart	3	0	3	0	0-0	0	0
Hawkins	1	2	3	0	0-0	0	0
Chamberlin	1	0	1	0	0-0	0	0
Thornton	0	0	0	0	0-0	0	1

MISCELLANEOUS DEFENSE*	ST	AT	TT	FF	FR-Yds
Player	ST	AT	TT	FF	FR-Yds
Warrick	4	0	4	0	0-0
Bennett	2	0	2	0	0-0
Jones	2	0	2	0	0-0
Schobel	2	0	2	0	0-0
Goff	1	0	1	0	0-0
C. Johnson	1	0	1	0	0-0
Ru. Johnson	1	0	1	0	0-0
Kitna	1	0	1	0	0-0
Rehberg	1	0	1	0	0-0
Steinbach	1	0	1	0	0-0

*NOTE: The defensive, special teams and miscellaneous stats listed above may differ from the information listed in individual player biographies. Press box stats were used for the above 2003 totals while coaches' stats were used for the biographies.



RECORDS



BENGALS INDIVIDUAL RECORDS (REGULAR SEASON)

SCORING

— TOTAL POINTS —

CAREER	1,151	Jim Breech	1980-92
	660	Doug Pelfrey	1993-99
	549	Horst Muhlmann	1969-74
	420	Pete Johnson	1977-83
	388	Carl Pickens	1992-99

SEASON	121	Doug Pelfrey	1995
(Total)	120	Jim Breech	1985
	115	Jim Breech	1981
	111	Horst Muhlmann	1972
	110	Doug Pelfrey	1996

SEASON	7.93	Horst Muhlmann (111p/14g)	1972
(Avg. per game)	7.71	Horst Muhlmann (108p/14g)	1970
	7.56	Doug Pelfrey (121p/16g)	1995
	7.50	Jim Breech (120p/16g)	1985
	7.44	Jim Breech (67p/9g)	1982

GAME	24	Larry Kinnebrew, Oct. 28, 1984 at Houston
	24	Corey Dillon, Dec. 4, 1997 vs. Tennessee
	19	Horst Muhlmann, Nov. 8, 1970 at Buffalo
	19	Horst Muhlmann, Dec. 17, 1972 at Houston

— TOUCHDOWNS —

CAREER	70	Pete Johnson	1977-83
	64	James Brooks	1984-91
	64	Carl Pickens	1992-99
	53	Isaac Curtis	1973-84
	50	Corey Dillon	1997-2003

SEASON	17	Carl Pickens	1995
	16	Pete Johnson	1981
	15	Pete Johnson	1979
	15	Ickey Woods	1988
	14	James Brooks	1988

GAME	4	Larry Kinnebrew, Oct. 28, 1984 at Houston
	4	Corey Dillon, Dec. 4, 1997 vs. Tennessee
	3	19 times; most recent: Corey Dillon, Dec. 12, 1999 vs. Cleveland

— RUSHING TOUCHDOWNS —

CAREER	64	Pete Johnson	1977-83
	45	Corey Dillon	1997-2003
	37	Larry Kinnebrew	1983-87
	37	James Brooks	1984-91
	27	Ickey Woods	1988-91

SEASON	15	Ickey Woods	1988
	14	Pete Johnson	1979
	14	Pete Johnson	1983
	12	Pete Johnson	1981
	10	Corey Dillon	1997
	10	Corey Dillon	2001

GAME	4	Corey Dillon, Dec. 4, 1997 vs. Tennessee
	3	Paul Robinson, Nov. 17, 1968 at Miami
	3	Pete Johnson, Nov. 6, 1983 at Houston
	3	Larry Kinnebrew, Oct. 28, 1984 at Houston
	3	Larry Kinnebrew, Dec. 1, 1985 vs. Houston
	3	Larry Kinnebrew, Sept. 18, 1986 at Cleveland
	3	James Brooks, Nov. 6, 1988 vs. Pittsburgh
	3	James Brooks, Oct. 23, 1988 vs. Houston
	3	Ickey Woods, Nov. 27, 1988 vs. Buffalo
	3	Corey Dillon, Dec. 12, 1999 vs. Cleveland

— RECEIVING TOUCHDOWNS —

CAREER	63	Carl Pickens	1992-99
	53	Isaac Curtis	1973-84
	41	Eddie Brown	1985-91
	36	Cris Collinsworth	1981-88
	36	Darnay Scott	1994-2001

SEASON	17	Carl Pickens	1995
	12	Carl Pickens	1996
	11	Carl Pickens	1994
	10	Isaac Curtis	1974
	10	Cris Collinsworth	1986
	10	Chad Johnson	2003

GAME	3	9 times; most recent: Chad Johnson, Nov. 23, 2003 at San Diego
-------------	---	--

— TDs BY RETURN & RECOVERY —

CAREER	13	Lemar Parrish	1970-77
		(4 int.; 1 kickoff return; 4 punt returns; 1 blocked field goal; 3 fumble returns)	
	5	Ken Riley	1969-83
		(5 int.)	
	4	Tommy Casanova	1972-77
		(2 int.; 1 punt return; 1 fumble return)	

SEASON	3	Lemar Parrish	1970
	3	Lemar Parrish	1972
	3	Lemar Parrish	1974
	3	Tommy Casanova	1976
	3	Scott Perry	1978

GAME	2	Lemar Parrish, Nov. 8, 1970 at Buffalo
	2	Lemar Parrish, Dec. 17, 1972 at Houston
	2	Lemar Parrish, Oct. 6, 1974 vs. Washington

— MOST GAMES, AT LEAST 1 TD —

CONSECUTIVE	10	Carl Pickens, Nov. 27, 1994-Oct. 1, 1995
	6	Stan Fritts, Nov. 17, 1975-Dec. 21, 1975
	5	Pete Johnson, Nov. 1, 1981-Nov. 29, 1981
	5	Ickey Woods, Sept. 25, 1988-Oct. 23, 1988

— POINTS AFTER TOUCHDOWN —

CAREER	476	Jim Breech	1980-92
	201	Doug Pelfrey	1993-99
	189	Horst Muhlmann	1969-74
	130	Chris Bahr	1976-79
	74	Neil Rackers	2000-02

SEASON	56	Jim Breech	1988
	50	Jim Breech	1986
	49	Jim Breech	1981

GAME	8	Jim Breech, Oct. 29, 1989 vs. Tampa Bay
	7	5 times; most recent: Jim Breech, Dec. 17, 1989 vs. Houston

— FIELD GOALS —

CAREER	225	Jim Breech	1980-92
	153	Doug Pelfrey	1993-99
	120	Horst Muhlmann	1969-74
	62	Chris Bahr	1976-79
	44	Neil Rackers	2000-02

SEASON	29	Doug Pelfrey	1995
(Total)	28	Doug Pelfrey	1994
	27	Horst Muhlmann	1972
	25	Horst Muhlmann	1970
	24	Jim Breech	1985
	24	Jim Breech	1987
	24	Doug Pelfrey	1993

SEASON	1.93	Horst Muhlmann (27fg/14g)	1972
(Avg. per game)	1.81	Doug Pelfrey (29fg/16g)	1995
	1.78	Horst Muhlmann (25fg/14g)	1970
	1.75	Doug Pelfrey (28fg/16g)	1994

GAME	6	Doug Pelfrey, Nov. 6, 1994 at Seattle
	5	Horst Muhlmann, Nov. 8, 1970 at Buffalo
	5	Horst Muhlmann, Sept. 24, 1972 vs. Pittsburgh
	5	Jim Breech, Nov. 1, 1987 vs. Houston
	5	Doug Pelfrey, Oct. 10, 1993 at Kansas City
	5	Doug Pelfrey, Sept. 3, 1995 at Indianapolis

— FIELD GOAL PERCENTAGE —

CAREER*	77.3	Doug Peltrey (153-198)	1993-99
	71.9	Jim Breech (225-313)	1980-92
	64.5	Horst Muhlmann (120-186)	1969-74
	57.9	Chris Bahr (62-107)	1976-79

*Minimum 75 attempts

SEASON*	88.0	Shayne Graham (22-25)	2003
	84.8	Doug Peltrey (28-33)	1994
	83.3	Neil Rackers (15-18)	2002
	82.1	Doug Peltrey (23-28)	1996
	81.0	Jim Breech (17-21)	1990

*Minimum one attempt per games in season

— CAREER FIELD GOAL PCT. BY DISTANCE —

1-19*	96.6	Horst Muhlmann (28-29)	
20-29*	94.1	Doug Peltrey (48-51)	
	92.3	Jim Breech (84-91)	
	78.1	Chris Bahr (25-32)	

30-39*	83.8	Jim Breech (83-99)	
	78.1	Doug Peltrey (50-64)	
	64.8	Horst Muhlmann (35-54)	

40-49*	69.4	Doug Peltrey (43-62)	
	50.5	Jim Breech (46-91)	
	50.0	Chris Bahr (17-34)	

*Minimum 25 attempts

50+**	47.1	Doug Peltrey (8-17)	
	41.7	Chris Bahr (5-12)	
	36.4	Horst Muhlmann (8-22)	

**Minimum 10 attempts

— CONSECUTIVE FIELD GOALS —

13	Jim Breech	1990
13	Doug Peltrey	1993
13	Doug Peltrey	1995

— LONGEST FIELD GOALS —

55	Chris Bahr, Sept. 23, 1979 vs. Houston
54	Doug Peltrey, Dec. 24, 1994 vs. Philadelphia
54	Neil Rackers, Sept. 8, 2002 vs. San Diego
53	Horst Muhlmann, Dec. 6, 1970 at San Diego
53	Jim Breech, Oct. 6, 1985 vs. N.Y. Jets
53	Lee Johnson, Oct. 21, 1991 at Buffalo
53	Doug Peltrey, Oct. 24, 1993 at Houston
52	Chris Bahr, Oct. 15, 1978 vs. New England
52	Chris Bahr, Sept. 23, 1979 vs. Houston
52	Neil Rackers, Nov. 11, 2001 at Jacksonville

— SAFETIES —

CAREER	2	Reggie Williams	1976-89
	2	Alfred Williams	1991-94

RUSHING

— YARDAGE —

CAREER	8,061	Corey Dillon	1997-2003
	6,447	James Brooks	1984-91
	5,421	Pete Johnson	1977-83
	3,727	Harold Green	1990-95
	3,070	Essex Johnson	1968-75

SEASON	1,435	Corey Dillon	2000
	1,315	Corey Dillon	2001
	1,311	Corey Dillon	2002
	1,239	James Brooks	1989
	1,200	Corey Dillon	1999

GAME	278	Corey Dillon, Oct. 22, 2000 vs. Denver
	246	Corey Dillon, Dec. 4, 1997 vs. Tennessee
	216	Corey Dillon, Dec. 3, 2000 vs. Arizona
	201	James Brooks, Dec. 23, 1990 vs. Houston
	192	Corey Dillon, Dec. 12, 1999 vs. Cleveland
	190	Harold Green, Dec. 20, 1992 vs. New England
	184	Corey Dillon, Oct. 28, 2001 at Detroit
	182	Rudi Johnson, Nov. 9, 2003 vs. Houston
	174	Rudi Johnson, Dec. 14, 2003 vs. San Francisco
	168	Corey Dillon, Oct. 10, 1999 at Cleveland

— LONGEST RUSHING PLAYS —

96	Corey Dillon, Oct. 28, 2001 at Detroit (TD)
87	Paul Robinson, Oct. 27, 1968 at Oakland (TD)
86	Essex Johnson, Dec. 5, 1971 at Cleveland (TD)
83	Jess Phillips, Nov. 2, 1969 vs. Oakland
80	Warren McVea, Sept. 22, 1968 vs. Buffalo (TD)
80	Corey Dillon, Oct. 8, 2000 vs. Tenn. (TD)
79	Ki-Jana Carter, Sept. 21, 1997 at Denver (TD)
77	Archie Griffin, Nov. 21, 1976 at Kansas City (TD)
77	Peter Warrick, Oct. 22, 2000 vs. Denver (TD)
76	Jess Phillips, Sept. 20, 1970 vs. Oakland (TD)

— RUSHING AVERAGE —

CAREER*	5.6	Ken Anderson	1971-86
	5.2	Jeff Blake	1994-99
	4.8	James Brooks	1984-91
	4.6	Ikkey Woods	1988-91
	4.5	Essex Johnson	1968-75
	4.4	Rudi Johnson	2001-03
	4.3	Corey Dillon	1997-2003

*Minimum 100 rushes

— RUSHING ATTEMPTS —

CAREER	1,865	Corey Dillon	1997-2003
	1,402	Pete Johnson	1977-83
	1,344	James Brooks	1984-91
	968	Harold Green	1990-95
	779	Boobie Clark	1973-78

SEASON	340	Corey Dillon	2001
	315	Corey Dillon	2000
	314	Corey Dillon	2002
	274	Pete Johnson	1981
	265	Harold Green	1992

GAME	43	Rudi Johnson, Nov. 9, 2003 vs. Houston
	39	Corey Dillon, Dec. 4, 1997 vs. Tennessee
	38	Pete Johnson, Dec. 4, 1983 at Pittsburgh
	35	Corey Dillon, Nov. 1, 1998 vs. Denver
	35	Corey Dillon, Dec. 3, 2000 vs. Arizona

— MOST 100-YARD GAMES —

CAREER	28	Corey Dillon	1997-2003
	17	James Brooks	1984-91
	14	Pete Johnson	1977-83
	8	Harold Green	1990-95

SEASON	5	Ikkey Woods	1988
	5	James Brooks	1989
	5	Harold Green	1992
	5	Corey Dillon	1999
	5	Corey Dillon	2000
	5	Corey Dillon	2002

CONSECUTIVE	4	Paul Robinson	1968 (Gms. 8-11)
	3	Pete Johnson	1980 (Gms. 13-15)
	3	Corey Dillon	1997 (Gms. 13-15)
	3	Corey Dillon	1999 (Gms. 12-14)

PASSING

— YARDAGE —

CAREER	32,838	Ken Anderson	1971-86
	27,149	Boomer Esiason	1984-92, 97
	15,134	Jeff Blake	1994-99
	9,985	Jon Kitna	2001-03
	3,880	David Klingler	1992-95

SEASON	3,959	Boomer Esiason	1986
(Total)	3,822	Jeff Blake	1995
	3,754	Ken Anderson	1981
	3,624	Jeff Blake	1996
	3,591	Jon Kitna	2003

SEASON	277.2	Ken Anderson (2,495yds/9g)	1982
(Avg. per game)	247.4	Boomer Esiason (3,959yds/16g)	1986
	238.9	Jeff Blake (3,822yds/16g)	1995
	234.6	Ken Anderson (3,754yds/16g)	1981
	226.5	Jeff Blake (3,624yds/16g)	1996

GAME	490	Boomer Esiason, Oct. 7, 1990 at L.A. Rams
	447	Ken Anderson, Nov. 17, 1975 vs. Buffalo
	425	Boomer Esiason, Dec. 21, 1986 vs. N.Y. Jets
	416	Ken Anderson, Dec. 20, 1982 at San Diego
	411	Jon Kitna, Dec. 30, 2001 vs. Pittsburgh

— LONGEST COMPLETIONS —

94	Ken Anderson to Billy Brooks, Nov. 13, 1977 at Minnesota (TD)
90	Virgil Carter to Speedy Thomas, Sept. 19, 1971 vs. Philadelphia (TD)
88	Jeff Blake to Darnay Scott, Sept. 17, 1995 at Seattle (TD)
86	Boomer Esiason to Eddie Brown, Nov. 6, 1988 vs. Pittsburgh (TD)
85	Ken Anderson to Isaac Curtis, Dec. 12, 1976 at N.Y. Jets (TD)

— PASSES FOR TOUCHDOWNS —

CAREER	197	Ken Anderson	1971-86
	187	Boomer Esiason	1984-92, 97
	93	Jeff Blake	1994-99
	54	Jon Kitna	2001-03
	22	Virgil Carter	1970-73

SEASON	29	Ken Anderson	1981
	28	Boomer Esiason	1988
	28	Boomer Esiason	1989
	28	Jeff Blake	1995
	27	Boomer Esiason	1985

GAME	5	Boomer Esiason, Dec. 21, 1986 vs. N.Y. Jets
	5	Boomer Esiason, Oct. 29, 1989 vs. Tampa Bay
	4	Greg Cook, Nov. 24, 1969 at Houston
	4	Ken Anderson, Nov. 24, 1974 vs. Kansas City
	4	Ken Anderson, Oct. 3, 1976 at Cleveland
	4	Ken Anderson, Nov. 29, 1981 at Cleveland
	4	Boomer Esiason, Sept. 11, 1988 at Phila.
	4	Boomer Esiason, Dec. 17, 1989 vs. Houston
	4	Jeff Blake, Nov. 13, 1994 vs. Houston
	4	Jeff Blake, Nov. 24, 1996 vs. Atlanta
	4	Boomer Esiason, Nov. 30, 1997 at Philadelphia
	4	Jeff Blake, Dec. 5, 1999 vs. San Francisco
	4	Jon Kitna, Nov. 3, 2002 at Houston
	4	Jon Kitna, Nov. 23, 2003 at San Diego

— COMPLETIONS —

CAREER	2,654	Ken Anderson	1971-86
	2,015	Boomer Esiason	1984-92, 97
	1,240	Jeff Blake	1994-99
	331	Jon Kitna	2001-03
	975	David Klingler	1992-95

SEASON	326	Jeff Blake	1995
	324	Jon Kitna	2003
	313	Jon Kitna	2001
	308	Jeff Blake	1996
	300	Ken Anderson	1981

SEASON	24.2	Ken Anderson (218cmp/9g)	1982
	20.4	Jeff Blake (326cmp/16g)	1995
	20.3	Jon Kitna (324cmp/16g)	2003
	19.6	Jon Kitna (313cmp/16g)	2001
	19.3	Jeff Blake (308cmp/16g)	1996

GAME	40	Ken Anderson, Dec. 20, 1982 at San Diego
	35	Jon Kitna, Dec. 30, 2001 vs. Pittsburgh
	32	Boomer Esiason, Nov. 10, 1991 vs. Pittsburgh
	31	4 times; most recent: Jon Kitna, Oct. 6, 2002 at Indianapolis

— PASSER RATING —

CAREER*	83.1	Boomer Esiason	1984-92, 97
	81.9	Ken Anderson	1971-86
	79.3	Jeff Blake	1994-99
	75.2	Jon Kitna	2001-03
	74.9	Virgil Carter	1970-73

*Minimum 500 attempts

SEASON*	98.4	Ken Anderson	1981
	97.4	Boomer Esiason	1988
	95.7	Ken Anderson	1974
	95.3	Ken Anderson	1982
	93.9	Ken Anderson	1975

*Minimum 14 attempts per games in season

— PASS ATTEMPTS —

CAREER	4,475	Ken Anderson	1971-86
	3,564	Boomer Esiason	1984-92, 97
	2,221	Jeff Blake	1994-99
	1,574	Jon Kitna	2001-03
	687	David Klingler	1992-95

SEASON	581	Jon Kitna	2001
	567	Jeff Blake	1995
	549	Jeff Blake	1996
	520	Jon Kitna	2003
	479	Ken Anderson	1981

GAME	68	Jon Kitna, Dec. 30, 2001 vs. Pittsburgh
	56	Ken Anderson, Dec. 20, 1982 at San Diego
	54	Boomer Esiason, Dec. 25, 1989 at Minnesota
	53	Boomer Esiason, Nov. 22, 1987 vs. Pittsburgh
	52	Ken Anderson, Oct. 4, 1981 at Houston
	52	Boomer Esiason, Oct. 20, 1985 at Houston

— YARDS PER ATTEMPT —

CAREER*	7.62	Boomer Esiason	1984-92, 97
	7.34	Ken Anderson	1971-86
	6.81	Jeff Blake	1994-99
	6.34	Jon Kitna	2001-03

*Minimum 500 attempts

SEASON*	9.41	Greg Cook	1969
	9.21	Boomer Esiason	1988
	8.44	Boomer Esiason	1986
	8.41	Ken Anderson	1975
	8.13	Ken Anderson	1974

*Minimum 14 attempts per games in season

— PASSES HAD INTERCEPTED —

CAREER	160	Ken Anderson	1971-86
	131	Boomer Esiason	1984-92, 97
	62	Jeff Blake	1994-99
	53	Jon Kitna	2001-03
	21	David Klingler	1992-95

SEASON	22	Ken Anderson	1978
	22	Boomer Esiason	1990
	22	Jon Kitna	2001
	19	Boomer Esiason	1987
	17	Boomer Esiason	1986
	17	Jeff Blake	1995

GAME	5	Boomer Esiason, Oct. 16, 1988 at New England
	4	Ken Anderson, Oct. 19, 1975 vs. Oakland
	4	Ken Anderson, Oct. 1, 1978 at San Francisco
	4	Ken Anderson, Nov. 13, 1978 vs. Oakland
	4	Ken Anderson, Sept. 16, 1984 at N.Y. Jets
	4	Turk Schonert, Oct. 1, 1984 at Pittsburgh
	4	Boomer Esiason, Sept. 28, 1986 vs. Chicago
	4	Boomer Esiason, Sept. 27, 1992 vs. Minnesota

RECEIVING

— TOTAL RECEPTIONS —

CAREER	530	Carl Pickens	1992-99
	417	Cris Collinsworth	1981-88
	416	Isaac Curtis	1973-84
	386	Darnay Scott	1994-2001
	363	Eddie Brown	1985-91

SEASON	100	Carl Pickens	1996
	99	Carl Pickens	1995
	90	Chad Johnson	2003
	82	Carl Pickens	1998
	79	Peter Warrick	2003

GAME	13	Carl Pickens, Oct. 11, 1998 vs. Pittsburgh
	12	James Brooks, Dec. 25, 1989 at Minnesota
	12	Carl Pickens, Nov. 10, 1996 vs. Pittsburgh
	11	Tim McGee, Nov. 19, 1989 vs. Detroit
	11	Carl Pickens, Nov. 13, 1994 vs. Houston
	11	Carl Pickens, Dec. 10, 1995 vs. Chicago
	11	Carl Pickens, Nov. 24, 1996 vs. Atlanta
	11	Peter Warrick, Dec. 7, 2003 at Baltimore
	10	10 times; most recent: Chad Johnson, Nov. 23, 2003 at San Diego

— YARDAGE —

CAREER	7,101	Isaac Curtis	1973-84
	6,887	Carl Pickens	1992-99
	6,698	Cris Collinsworth	1981-88
	6,134	Eddie Brown	1985-91
	5,975	Darnay Scott	1994-2001

SEASON	1,355	Chad Johnson	2003
	1,273	Eddie Brown	1988
	1,234	Carl Pickens	1995
	1,211	Tim McGee	1989
	1,180	Carl Pickens	1996

GAME	216	Eddie Brown, Nov. 6, 1988 vs. Pittsburgh
	206	Cris Collinsworth, Oct. 2, 1983 vs. Baltimore
	204	Carl Pickens, Oct. 11, 1998 vs. Pittsburgh
	201	John McDaniel, Dec. 6, 1976 at Oakland
	200	Charlie Joiner, Nov. 23, 1975 at Cleveland

— AVERAGE YARDS PER RECEPTION —

CAREER*	17.1	Isaac Curtis (416-7,101)	1973-84
	16.9	Eddie Brown (363-6,134)	1985-91
	16.7	Tim McGee (282-4,703)	1986-92, 94-95
	16.1	Cris Collinsworth (417-6,698)	1981-88
	15.5	Darnay Scott (386-5,975)	1994-2001

*Minimum 100 receptions

SEASON	24.0	Eddie Brown (53-1,273)	1988
	22.6	Bob Trumpy (37-835)	1969
	21.4	Eric Crabtree (40-855)	1969
	21.2	Isaac Curtis (44-934)	1975
	21.1	Isaac Curtis (30-633)	1974

PUNTING

— YARDS PER PUNT —

CAREER	43.7	Dave Lewis	1970-73
	43.2	Lee Johnson	1988-98
	41.9	Pat McNally	1976-85

SEASON*	46.2	Dave Lewis (79-3,651)	1970
	45.4	Pat McNally (72-3,272)	1981
	45.4	Lee Johnson (80-3,630)	1996
	44.8	Dave Lewis (72-3,239)	1971
	44.7	Lee Johnson (69-3,083)	1998

*Minimum 40 punts

GAME	63.0	Will Brice (3-189), Sept. 12, 1999 at Tennessee
	55.6	Pat McNally (3-167), Sept. 27, 1981 vs. Buffalo
	55.0	Lee Johnson (4-220), Oct. 24, 1993 at Houston
	54.8	Pat McNally (5-274), Oct. 21, 1979 at Cleve.

— LONGEST PUNTS —

73	Brad Costello, Dec. 13, 1998 at Indianapolis
72	Will Brice, Sept. 12, 1999 at Tennessee
70	Lee Johnson, Sept. 23, 1990 vs. New England
70	Lee Johnson, Oct. 22, 1990 at Cleveland
69	Lee Johnson, Dec. 6, 1998 vs. Buffalo

— PUNT YARDAGE —

CAREER	32,196	Lee Johnson	1988-98
	29,307	Pat McNally	1976-85
	12,447	Dave Lewis	1970-73
	7,064	Nick Harris	2001-03
	5,805	Dale Livingston	1968-69

SEASON	3,954	Lee Johnson	1993
(Total)	3,919	Pat McNally	1978
	3,775	Daniel Pope	2000
	3,678	Pat McNally	1979
	3,651	Dave Lewis	1970

SEASON	260.8	Dave Lewis (3.651yds/14g)	1970
(Avg. per game)	247.1	Lee Johnson (3.954yds/16g)	1993
	244.9	Pat McNally (3.919yds/16g)	1978
	235.9	Daniel Pope (3.775yds/16g)	2000

GAME	483	Dave Lewis, Sept. 26, 1971 at Pittsburgh
	474	Lee Johnson, Nov. 2, 1997 vs. San Diego
	465	Scott Fulhage, Oct. 4, 1987 vs. San Diego
	443	Daniel Pope, Oct. 15, 2000 at Pittsburgh

— TOTAL PUNTS —

CAREER	746	Lee Johnson	1988-98
	700	Pat McNally	1976-85
	285	Dave Lewis	1970-73

SEASON	94	Daniel Pope	2000
	91	Pat McNally	1978
	90	Lee Johnson	1993
	89	Pat McNally	1979

GAME	11	Lee Johnson, Nov. 2, 1997 vs. San Diego
	10	6 times; most recent: Daniel Pope, Oct. 15, 2000 at Pittsburgh

PUNT RETURNS

— YARDS PER RETURN —

CAREER*	9.9	Mike Martin (140-1,381)	1983-89
	9.7	Peter Warrick (54-526)	2000-03
	9.6	Corey Sawyer (50-482)	1994-98
	9.2	Lemar Parrish (130-1,201)	1970-77
	8.6	Tommy Casanova (91-784)	1972-77

*Minimum 50 returns

SEASON*	18.8	Lemar Parrish (18-338)	1974
	15.7	Mike Martin (24-376)	1984
	11.8	Corey Sawyer (26-307)	1994
	11.6	Tony Davis (19-220)	1977
	11.0	Tommy Casanova (24-265)	1974

*Minimum 1.25 returns per game in season

— TOTAL RETURNS —

CAREER	140	Mike Martin	1983-89
	130	Lemar Parrish	1970-77
	91	Tommy Casanova	1972-77
	54	Peter Warrick	2000-03
	51	Essex Johnson	1968-75

SEASON	43	Patrick Robinson	1993
	34	Craig Yeast	2000
	32	Vaughn Luby	1979
	32	Mike Martin	1985

GAME	7	Tony Davis, Nov. 27, 1977 vs. N.Y. Giants
	7	Craig Yeast, Sept. 10, 2000 vs. Cleveland
	6	3 times; most recent: John Simmons, Nov. 20, 1983 vs. Houston

— TOTAL YARDS —

CAREER	1,381	Mike Martin	1983-89
	1,201	Lemar Parrish	1970-77
	784	Tommy Casanova	1972-77
	526	Peter Warrick	2000-03
	510	Mitchell Price	1990-93

SEASON	376	Mike Martin	1984
	338	Lemar Parrish	1974
	307	Corey Sawyer	1994
	305	Patrick Robinson	1993
	289	Tommy Casanova	1972

GAME	126	T.J. Houshmandzadeh, Nov. 25, 2001 at Cleve.
	106	Tommy Casanova, Oct. 8, 1972 vs. Denver
	100	Carl Pickens, Sept. 20, 1992 at Green Bay
	95	Lemar Parrish, Oct. 6, 1974 vs. Washington
	94	Lemar Parrish, Sept. 15, 1974 vs. Cleveland

— LONGEST PUNT RETURNS —

95	Carl Pickens, Sept. 20, 1992 at Green Bay (TD)
90	Lemar Parrish, Oct. 6, 1974 vs. Washington (TD)
86	Craig Yeast, Nov. 21, 1999 vs. Baltimore (TD)
86	T.J. Houshmandzadeh, Nov. 25, 2001 at Cleve.
82	Corey Sawyer, Sept. 25, 1994 at Houston (TD)
82	Peter Warrick, Dec. 17, 2000 vs. Jacksonville (TD)

KICKOFF RETURNS

— YARDS PER RETURN —

CAREER*	24.7	Lemar Parrish (61-1,504)	1970-77
	24.5	Tremain Mack (146-3,583)	1997-2000
	23.9	Bernard Jackson (96-2,298)	1972-75
	22.9	Brandon Bennett (109-2,498)	1998-2003
	22.7	David Dunn (104-2,361)	1995-98

*Minimum 50 returns

SEASON*	27.1	Tremain Mack (51-1,382)	1999
	25.9	Tremain Mack (45-1,165)	1998
	25.6	Willie Shelby (30-761)	1976
	25.1	Brandon Bennett (49-1,231)	2002
	24.8	Bernard Jackson (21-520)	1973

*Minimum 1.25 returns per game in season

— TOTAL RETURNS —

CAREER	146	Tremain Mack	1997-2000
	136	Stanford Jennings	1984-90
	115	Eric Ball	1989-94
	109	Brandon Bennett	1998-2003
	104	David Dunn	1995-98

SEASON	55	Deacon Turner	1979
	53	Brandon Bennett	2003
	51	Tremain Mack	1999
	50	David Dunn	1995
	50	Tremain Mack	2000

GAME	8	Eric Bieniemy, Nov. 30, 1997 at Philadelphia
	7	8 times, most recent: Brandon Bennett, Sept. 7, 2003 vs. Denver

— TOTAL YARDS —

CAREER	3,583	Tremain Mack	1997-2000
	2,752	Stanford Jennings	1984-90
	2,498	Brandon Bennett	1998-2003
	2,474	Eric Ball	1989-94
	2,361	David Dunn	1995-98

SEASON	1,382	Tremain Mack	1999
	1,231	Brandon Bennett	2002
	1,165	Tremain Mack	1998
	1,149	Deacon Turner	1979
	1,146	Brandon Bennett	2003

GAME	228	Brandon Bennett, Nov. 10, 2002 at Baltimore
	212	Tremain Mack, Nov. 1, 1998 vs. Denver
	201	Eric Bieniemy, Oct. 26, 1997 at N.Y. Giants
	192	Stanford Jennings, Nov. 13, 1988 at Kansas City
	189	Tremain Mack, Sept. 27, 1998 at Baltimore
	189	Tremain Mack, Dec. 5, 1999 vs. San Francisco

— LONGEST KICKOFF RETURNS —

102	Eric Bieniemy, Oct. 26, 1997 at N.Y. Giants (TD)
99	Tremain Mack, Nov. 14, 1999 vs. Tenn. (TD)
98	Stanford Jennings, Nov. 13, 1988 at K.C. (TD)
97	Willie Shelby, Oct. 3, 1976 at Cleveland (TD)
97	Tremain Mack, Sept. 27, 1998 at Baltimore (TD)
95	Lemar Parrish, Nov. 8, 1970 at Buffalo (TD)
94	Tim McGee, Oct. 23, 1986 vs. Minnesota
94	Brandon Bennett, Nov. 10, 2002 at Baltimore (TD)
90	David Dunn, Nov. 10, 1996 vs. Pittsburgh (TD)

INTERCEPTIONS

— NUMBER —

CAREER	65	Ken Riley	1969-83
	33	Louis Breeden	1978-87
	31	David Fulcher	1986-92
	25	Lemar Parrish	1970-77
	17	Tommy Casanova	1972-77

SEASON	9	Ken Riley	1976
	8	Ken Riley	1983
	8	David Fulcher	1989
	8	Ashley Ambrose	1996

GAME	3	Lemar Parrish, Dec. 17, 1972 at Houston
	3	Ken Riley, Dec. 12, 1976 at N.Y. Jets
	3	Louis Breeden, Dec. 14, 1980 at Chicago
	3	Ken Riley, Nov. 28, 1982 vs. L.A. Raiders
	3	David Fulcher, Oct. 1, 1989 at Kansas City
	3	David Fulcher, Dec. 17, 1989 vs. Houston

— RETURN YARDAGE —

CAREER	596	Ken Riley	1969-83
	558	Louis Breeden	1978-87
	354	Lemar Parrish	1970-77
	305	Ray Griffin	1978-84
	289	Darryl Williams	1992-95, 2000-01

SEASON	167	Ray Griffin	1979
	145	Louis Breeden	1981
	141	Ken Riley	1976
	126	Darryl Williams	1993
	121	Ray Horton	1983

— LONGEST RETURNS —

102	Louis Breeden, Nov. 8, 1981 at San Diego (TD)
102	Artrell Hawkins, Nov. 3, 2002 at Houston (TD)
97	Darryl Williams, Nov. 7, 1993 vs. Pittsburgh (TD)
96	Ray Griffin, Nov. 11, 1979 vs. San Diego (TD)
70	Harry Gunner, Oct. 26, 1969 at Kansas City (TD)
70	Louis Breeden, Nov. 11, 1984 at Pittsburgh

— INTERCEPTIONS RETURNED FOR TDs —

CAREER	5	Ken Riley	1969-83
	4	Lemar Parrish	1970-77
	3	Ray Griffin	1978-84
	3	James Griffin	1983-85
	3	James Francis	1990-98

SEASON	2	Lemar Parrish	1972
	2	Tommy Casanova	1976
	2	Scott Perry	1978
	2	Ray Griffin	1980
	2	Ken Riley	1983

GAME	2	Lemar Parrish, Dec. 17, 1972 at Houston
-------------	---	---

SACKS

CAREER*	83.5	Eddie Edwards	1977-88
	62.5	Reggie Williams	1976-89
	59.0	Ross Browner	1978-86
	34.5	Tim Krumrie	1983-94
	33.0	James Francis	1990-98

SEASON*	22.0	Coy Bacon	1976
	13.0	Eddie Edwards	1983
	12.0	Eddie Edwards	1980
	11.0	Reggie Williams	1981
	10.0	Gary Burley	1976
	10.0	Eddie Edwards	1981
	10.0	Alfred Williams	1992

GAME*	5.0	Eddie Edwards, Dec. 21, 1980 vs. Cleveland
	4.0	Alfred Williams, Oct. 16, 1994 at Pittsburgh
	3.5	Gerald Dixon, Dec. 21, 1997 vs. Baltimore

*Bengals individual sack statistics available from 1976-present.

BENGALS TEAM RECORDS (REGULAR SEASON)

WINS/LOSSES

— GAMES WON —

SEASON	12	1981
	12	1988
	11	1975

— WINNING PERCENTAGE —

SEASON	.786 (11-3)	1975
	.750 (12-4)	1981
	.750 (12-4)	1988

— CONSECUTIVE GAMES WON —

ALL GAMES	8	1970 (7) & 1971 (1)
	7	1973 (6) & 1974 (1)
HOME GAMES	10	1988 (8) & 1989 (2)
	9	1975 (3) & 1976 (6)
	8	1973 (7) & 1974 (1)
ROAD GAMES	4	1973 (2) & 1974 (2)
	4	1975
	4	1981
ONE SEASON	7	1970 (Gms. 8-14)
	6	1973 (Gms. 9-14)
	6	1975 (Gms. 1-6)
	6	1988 (Gms. 1-6)

— GAMES LOST —

SEASON	14	2002
	13	4 times; most recent: 1998

— LOWEST WINNING PERCENTAGE —

SEASON	.125 (2-14)	2002
	.188 (3-13)	4 times; most recent: 1998

— CONSECUTIVE GAMES LOST —

ALL GAMES	11	1992 (1) & 1993 (10)
	9	1977 (1) & 1978 (8)
	9	1993 (1) & 1994 (8)
	9	1998 (Games 6-14)
HOME GAMES	11	1998 (5) & 1999 (6)
	7	2002
	6	1979 (8) & 1987
	6	1992 (1) & 1993 (5)
ROAD GAMES	15	1992 (3), 1993 (8) & 1994 (4)
	10	1979 (8) & 1980 (2)
	10	1990 (2) & 1991 (8)
ONE SEASON	10	1993 (Gms. 1-10)
	9	1998 (Gms. 6-14)
	8	3 times; most recent: 1994 (Gms. 1-8)

SCORING

— POINTS —

SEASON	448	1988
	441	1985
	421	1981
	409	1986
	404	1989

GAME	61	Dec. 17, 1972 at Houston
	61	Dec. 17, 1989 vs. Houston
	56	Oct. 29, 1989 vs. Tampa Bay
	55	Nov. 6, 1983 at Houston

HALF	45	Dec. 17, 1972 at Houston (2nd half)
	41	Dec. 21, 1975 vs. San Diego (1st half)
	38	Dec. 20, 1970 vs. Boston (1st half)
	38	Nov. 20, 1983 vs. Houston (1st half)

QUARTER

28	— Dec. 17, 1972 at Houston (4th qtr)
28	— Oct. 23, 1988 vs. Houston (1st qtr)
28	— Nov. 19, 1989 vs. Detroit (2nd qtr)
27	— Oct. 5, 1986 at Green Bay (2nd qtr)
27	— Dec. 21, 1975 vs. San Diego (1st qtr)

Note: Bengals' highest point total in a 3rd quarter is 21 (5 times); most recent: Dec. 17, 1989 vs. Houston

— POINTS ALLOWED —

SEASON	460	1999
	456	2002
	452	1998
	437	1985
	435	1991

GAME	52	— Dec. 8, 2002 at Carolina
	51	— Sept. 9, 1979 at Buffalo
	50	— Dec. 20, 1982 at San Diego
	49	— Nov. 19, 1995 vs. Pittsburgh
	48	— Oct. 14, 1990 at Houston
	48	— Nov. 26, 2000 vs. Pittsburgh

— FEWEST POINTS ALLOWED —

SEASON	177	1982 (9 games)
(Total)	210	1976
	229	1972
	231	1973
	235	1977
SEASON	15.0	1976
(Avg. per game)	16.4	1972
	16.5	1973
	16.8	1977
	17.6	1975

GAME	0	7 times; most recent: Dec. 3, 1989 at Cleveland
------	---	---

— TOUCHDOWNS —

SEASON	59	1988
	53	1985
	52	1989
	51	1981
	51	1986

GAME	8	— Oct. 29, 1989 vs. Tampa Bay
	8	— Dec. 17, 1989 vs. Houston
	7	— 6 times; most recent: Dec. 21, 1986 vs. N.Y. Jets

— RUSHING TOUCHDOWNS —

SEASON	27	1988
	24	1983
	24	1986
	23	1979
	23	1997

GAME	5	— Nov. 6, 1983 at Houston
	5	— Oct. 23, 1988 vs. Houston
	4	— 7 times; most recent: Dec. 12, 1999 vs. Cleveland

— PASSING TOUCHDOWNS —

SEASON	32	1989
	31	1985
	30	1981
	29	1995
	28	1988

GAME	6	— Oct. 29, 1989 vs. Tampa Bay
	5	— Dec. 17, 1989 vs. Houston
	5	— Dec. 21, 1986 vs. N.Y. Jets

— TDs BY RETURN & RECOVERY —

SEASON	6	1970
	6	1976
	6	1972
	5	1978
	5	1983

— TDs BY RETURN & RECOVERY (cont'd) —

GAME	3 — Nov. 8, 1970 at Buffalo
	3 — Dec. 17, 1972 at Houston
	3 — Sept. 3, 1978 vs. Kansas City
	2 — 7 times; most recent: Sept. 13, 1998 at Detroit

— FIELD GOALS —

SEASON (Total)	29	1995
	28	1994
	27	1972
	25	1970
	25	1987
SEASON (Avg. per game)	1.93	1972
	1.81	1995
	1.79	1970
	1.75	1994
	1.56	1987

GAME	6 — Nov. 6, 1994 at Seattle
	5 — 5 times; most recent: Sept. 3, 1995 at Indianapolis

— POINTS AFTER TOUCHDOWN —

SEASON	56	1988
	50	1986
	50	1989
	49	1981
	49	1985

GAME	8 — Oct. 29, 1989 vs. Tampa Bay
	7 — 5 times; most recent: Dec. 21, 1986 vs. N.Y. Jets

— SAFETIES —

SEASON	3	1993
	2	4 times; most recent: 1995
GAME	1	25 times

NET TOTAL OFFENSE

— YARDS GAINED —

SEASON	6,490	1986
	6,101	1989
	6,057	1988
	5,968	1981
	5,900	1985

GAME	621 — Dec. 21, 1986 vs. N.Y. Jets
	584 — Dec. 7, 1986 at New England
	584 — Dec. 17, 1989 vs. Houston
	582 — Oct. 7, 1990 at L.A. Rams
	571 — Nov. 22, 1981 vs. Denver

— FIRST DOWNS —

SEASON	361	1981
	351	1988
	348	1986
	348	1989
	344	1985

GAME	35 — Dec. 17, 1989 vs. Houston
	34 — Nov. 17, 1975 vs. Buffalo
	34 — Dec. 7, 1975 at Philadelphia
	34 — Nov. 27, 1988 vs. Buffalo
	34 — Dec. 4, 1997 vs. Tennessee

RUSHING

— YARDS GAINED —

SEASON	2,710	1988
	2,533	1986
	2,483	1989
	2,329	1979
	2,314	2000

GAME	407 — Oct. 22, 2000 vs. Denver
	300 — Dec. 7, 1986 at New England
	292 — Dec. 3, 2000 vs. Arizona
	279 — Dec. 12, 1999 vs. Cleveland
	276 — Dec. 4, 1997 vs. Tennessee

— ATTEMPTS —

SEASON	563	1988
	560	1979
	542	1983
	540	1984
	538	1987

GAME	61 — Oct. 11, 1987 at Seattle
	57 — Nov. 9, 2003 vs. Houston
	55 — Oct. 14, 1973 vs. Pittsburgh
	55 — Dec. 4, 1983 at Pittsburgh
	54 — 3 times; most recent: Dec. 3, 2000 vs. Arizona

— AVERAGE YARDS PER ATTEMPT —

SEASON	4.9	1986
	4.8	1988
	4.69	1989
	4.67	2000
	4.640	1999
	4.636	1971

PASSING

— NET YARDS GAINED —

SEASON (Total)	3,995	1981
	3,957	1986
	3,753	1995
	3,717	1985
	3,618	1989

SEASON (Avg. per game)	259.9	1982
	249.7	1981
	247.3	1986
	234.6	1995
	232.3	1985

GAME	483 — Oct. 7, 1990 at L.A. Rams
	447 — Nov. 19, 1989 vs. Detroit
	441 — Nov. 17, 1975 vs. Buffalo
	416 — Dec. 21, 1986 vs. N.Y. Jets

— COMPLETIONS —

SEASON	350	2002
	334	1995
	332	1981
	324	2003
	322	2001

GAME	40 — Dec. 20, 1982 at San Diego
	35 — Dec. 30, 2001 vs. Pittsburgh
	33 — Nov. 19, 1989 vs. Detroit
	32 — Nov. 10, 1991 vs. Pittsburgh

— ATTEMPTS —

SEASON	602	2001
	591	2002
	586	1995
	563	1996
	550	1981

GAME	68 — Dec. 30, 2001 vs. Pittsburgh
	56 — Dec. 20, 1982 at San Diego
	54 — Dec. 25, 1989 at Minnesota
	53 — Nov. 22, 1987 vs. Pittsburgh

— HAD INTERCEPTED —

SEASON	30	1978
	28	2001
	25	1980
	23	1990
	22	1984
	22	2002

GAME	5 — 6 times; most recent: Nov. 25, 2001 at Cleve.
------	---

INTERCEPTIONS

— BY BENGALS DEFENSE —

SEASON	34	1996
	27	1971
	26	1976
	25	1984
	23	1970
	23	1983

GAME	6 — Nov. 28, 1971 vs. San Diego
	6 — Dec. 12, 1976 at N.Y. Jets

SACKS

— BY BENGALS DEFENSE —

SEASON	48	2001
(Total)	46	1976
	45	1992
	43	1973

SEASON	3.29	1976
(Avg. per game)	3.07	1973
	3.00	2001
	2.81	1992

GAME	8 — Oct. 16, 1994 at Pittsburgh
	8 — Dec. 9, 2001 vs. Jacksonville
	7 — 6 times; most recent: Nov. 21, 1999 vs. Baltimore

— ALLOWED BY BENGALS OFFENSE —

SEASON	63	1979
(Total)	57	1969
	53	1993
	53	1998

SEASON	4.07	1969
(Avg. per game)	3.94	1979
	3.31	1993
	3.31	1998

GAME	10 — Nov. 29, 1992 vs. Pittsburgh
	10 — Oct. 19, 1969 vs. Denver
	10 — Oct. 13, 1996 at Pittsburgh

PENALTIES

— FEWEST PENALTIES INCURRED —

SEASON	50	1969
	55	1968
	56	1982 (9 games)
	69	1998
	71	1970

— LEAST PENALTY YDG. INCURRED —

SEASON	475	1982 (9 games)
(Total)	556	1969
	618	1994
	620	1998
	627	1990

SEASON	38.6	1994
(Avg. per game)	38.8	1998

— MOST PENALTIES INCURRED —

SEASON	126	1999
	118	1980
	111	1986
	110	1978
	110	1985

GAME	16 — Oct. 6, 1985 vs. N.Y. Jets
	16 — Nov. 7, 1999 at Seattle
	15 — 3 times; most recent: Nov. 21, 1999 vs. Baltimore

— MOST PENALTY YDG. INCURRED —

SEASON	1,027	1999
(Total)	956	1978
	949	1980
	921	1971
	896	1981

SEASON	65.8	1971
(Avg. per game)	64.2	1999

GAME	133 — Oct. 1, 1978 at San Francisco
	132 — Nov. 1, 1987 vs. Houston

DEFENSE - MISCELLANEOUS

— FEWEST YARDS ALLOWED —

SEASON	2,893	1982 (9 games)
(Total)	3,552	1972
	3,670	1976
	3,705	1973
	3,906	1971

SEASON	253.3	1972
(Avg. per game)	262.1	1976
	264.6	1973
	270.4	1983
	279.0	1971

GAME	36 — Sept. 26, 1976 vs. Green Bay
	72 — Dec. 12, 1976 at N.Y. Jets
	130 — Nov. 28, 1971 vs. San Diego
	137 — Sept. 17, 1972 at New England
	138 — Oct. 14, 1973 vs. Pittsburgh

— FEWEST FIRST DOWNS ALLOWED —

GAME	6 — Oct. 14, 1973 vs. Pittsburgh
	6 — Dec. 12, 1976 at N.Y. Jets
	7 — Sept. 26, 1976 vs. Green Bay
	8 — Nov. 30, 1969 at Buffalo
	8 — Dec. 20, 1970 vs. Boston
	8 — Nov. 28, 1971 vs. San Diego

— FEWEST RUSHING YARDS ALLOWED —

GAME	11 — Dec. 12, 1999 vs. Cleveland
	26 — Sept. 19, 1982 at Pittsburgh
	27 — Oct. 13, 1985 vs. N.Y. Giants
	27 — Sept. 15, 1996 vs. New Orleans

— FEWEST NET YDS. PASSING ALLOWED —

(completion yardage minus sack yardage)

GAME	-35 — Sept. 26, 1976 vs. Green Bay
	-5 — Dec. 12, 1976 at N.Y. Jets
	-4 — Oct. 4, 1981 at Houston
	3 — Sept. 15, 1974 vs. Cleveland
	19 — Nov. 24, 1991 vs. L.A. Raiders

— FEWEST PASS ATTEMPTS ALLOWED —

GAME	6 — Oct. 4, 1981 at Houston
	9 — Nov. 24, 1985 at Cleveland
	9 — Oct. 17, 1977 at Pittsburgh
	10 — Oct. 3, 1971 at Green Bay
	10 — Nov. 24, 1991 vs. L.A. Raiders

— FEWEST PASS COMPLETIONS ALLOWED —

GAME	1 — Oct. 4, 1981 at Houston
	4 — Oct. 3, 1971 at Green Bay
	4 — Nov. 24, 1991 vs. L.A. Raiders
	5 — 5 times; most recent: Nov. 24, 1985 at Cleveland

OPPONENTS SINGLE-GAME RECORDS VS. BENGALS

(Regular-Season Records; Compiled by Jim Blount)

— POINTS —

- 24 Roland Hooks, Sept. 9, 1979 at Buffalo (4 rush TDs)
 24 Az-Zahir Hakim, Oct. 3, 1999 vs. St. Louis (3 recy TDs, 1 PR TD)
 19 Pat Leahy, Sept. 16, 1984 at N.Y. Jets (5 FGs, 4 PATs)

— TOUCHDOWNS —

- 4 Roland Hooks, Sept. 9, 1979 at Buffalo (4 rush TDs)
 4 Az-Zahir Hakim, Oct. 3, 1999 vs. St. Louis (3 recy TDs, 1 PR TD)

— FIELD GOALS —

- 5 Pat Leahy, Sept. 16, 1984 at N.Y. Jets (5-for-5)
 5 Nick Lowery, Nov. 13, 1988 at Kansas City (5-for-5)
 5 Rich Karlis, Dec. 25, 1989 at Minnesota (5-for-6)
 5 Matt Stover, Oct. 29, 1995 vs. Cleveland (5-for-5)
 5 Matt Stover, Dec. 26, 1999 at Baltimore (5-for-5)

— LONGEST FIELD GOALS —

- 60 Steve Cox, Oct. 21, 1984 vs. Cleveland
 54 Eddie Murray, Dec. 11, 1983 vs. Detroit
 53 Raul Allegre, Oct. 2, 1983 vs. Baltimore
 53 Dean Biasucci, Sept. 12, 1993 vs. Indianapolis
 53 Michael Husted, Oct. 8, 1995 at Tampa Bay

— RUSHING YARDS —

- 227 Priest Holmes, Nov. 22, 1998 vs. Baltimore (36 att)
 215 Terrell Davis, Sept. 21, 1997 at Denver (27 att)
 202 Earl Campbell, Oct. 26, 1980 at Houston (27 att)
 197 O.J. Simpson, Nov. 17, 1975 vs. Buffalo (17 att)
 188 Anthony Thomas, Oct. 21, 2001 vs. Chicago (22 att)
 186 Lee Suggs, Dec. 28, 2003 vs. Cleveland (26 att)
 185 Barry Sanders, Sept. 13, 1998 at Detroit (26 att)
 182 Greg Pruitt, Dec. 17, 1978 vs. Cleveland (22 att)
 182 Earl Campbell, Oct. 4, 1981 at Houston (37 att)

— RUSHING ATTEMPTS —

- 45 Jamie Morris, Dec. 17, 1988 vs. Washington-OT (152 yds)
 41 Franco Harris, Oct. 17, 1976 at Pittsburgh (143 yds)
 40 Adrian Murrell, Sept. 28, 1997 vs. N.Y. Jets (156 yds)

— RUSHING TOUCHDOWNS —

- 4 Roland Hooks, Sept. 9, 1979 at Buffalo
 3 several times; most recently Jamal Lewis, Dec. 7, 2003 at Baltimore

— PASSING YARDS —

- 513 Phil Simms, Oct. 13, 1985 vs. N.Y. Giants (40-of-62)
 450 Dan Marino, Oct. 1, 1995 vs. Miami (33-of-48)
 437 Jeff Garcia, Dec. 5, 1999 vs. San Francisco (33-of-49)
 435 Dan Fouts, Dec. 20, 1982 at San Diego (25-of-40)
 392 Jim Kelly, Oct. 21, 1991 at Buffalo (18-of-27)

— PASS ATTEMPTS —

- 63 Elvis Grbac, Sept. 23, 2001 vs. Baltimore (33-of-63)
 62 Phil Simms, Oct. 13, 1985 vs. N.Y. Giants (40-of-62)
 54 Jerry Rhone, Dec. 13, 1970 at Houston (27-of-54)
 53 Troy Aikman, Dec. 14, 1997 vs. Dallas (28-of-53)

— PASS COMPLETIONS —

- 40 Phil Simms, Oct. 13, 1985 vs. N.Y. Giants (40-of-62)
 33 Dan Marino, Oct. 1, 1995 vs. Miami (33-of-48)
 33 Elvis Grbac, Sept. 23, 2001 vs. Baltimore (33-of-63)
 31 Brett Favre, Dec. 3, 1995 at Green Bay (31-of-43)

— TOUCHDOWN PASSES —

- 5 Warren Moon, Oct. 14, 1990 at Houston
 5 Jim Kelly, Oct. 21, 1991 at Buffalo
 5 Warren Moon, Oct. 11, 1992 vs. Houston

— PASSES HAD INTERCEPTED —

- 5 Daryle Lamonica, Nov. 2, 1966 vs. Oakland (44 passes)
 4 several times

— PASS RECEPTIONS —

- 14 Jimmy Smith, Jan. 2, 2000 at Jacksonville (165 yds)
 13 Art Monk, Dec. 15, 1985 at Washington (230 yds)
 13 Hines Ward, Nov. 30, 2003 at Pittsburgh (149 yds)
 12 Mark Bavaro, Oct. 13, 1985 vs. N.Y. Giants (176 yds)

— RECEIVING YARDS —

- 260 Wes Chandler, Dec. 20, 1982 at San Diego (10 catches)
 230 Art Monk, Dec. 15, 1985 at Washington (13 catches)
 220 James Lofton, Oct. 21, 1991 at Buffalo (8 catches)
 198 Roger Carr, Sept. 19, 1976 at Baltimore (6 catches)

— RECEIVING TOUCHDOWNS —

- 3 Warren Wells, Dec. 7, 1969 at Oakland
 3 Roger Carr, Sept. 19, 1976 at Baltimore
 3 Haywood Jeffries, Oct. 11, 1992 vs. Houston
 3 Haywood Jeffries, Nov. 14, 1993 vs. Houston
 3 Az-Zahir Hakim, Oct. 3, 1999 vs. St. Louis

— INTERCEPTIONS —

- 3 Mike Wagner, Oct. 28, 1973 at Pittsburgh
 3 Lee Roy Jordan, Nov. 4, 1973 at Dallas
 3 Anthony Leonard, Oct. 1, 1978 at San Francisco
 3 Todd Scott, Sept. 27, 1992 vs. Minnesota

— LONGEST INTERCEPTION RETURNS —

- 98 Chad Williams, Dec. 1, 2002 vs. Baltimore (TD)
 93 Phillip Buchanon, Sept. 14, 2003 at Oakland (TD)
 76 Clay Matthews (36 yds.), lateral to Carl Hairston (40),
 Dec. 13, 1987 at Cleveland
 74 George Teague, Dec. 3, 1995 at Green Bay
 71 Kenard Lang, Sept. 15, 2002 at Cleveland

— TOTAL PUNTS —

- 12 Bill Van Heusen, Oct. 6, 1968 at Denver (532 yds)
 12 Josh Miller, Oct. 15, 2000 at Pittsburgh (526 yds)

— LONGEST PUNTS —

- 76 Lee Johnson, Sept. 9, 2001 vs. New England
 74 Dan Pastorini, Oct. 24, 1976 at Houston
 74 Brian Hansen, Oct. 17, 1993 vs. Cleveland
 72 Sean Landeta, Sept. 20, 1998 vs. Green Bay
 72 Josh Miller, Nov. 30, 2003 at Pittsburgh

— KICKOFF RETURN YARDS —

- 229 Desmond Howard, Oct. 28, 2001 at Detroit (5 ret)
 186 J.J. Moses, Nov. 9, 2003 vs. Houston (7 ret)
 169 Dino Hall, Nov. 29, 1981 at Cleveland (7 ret)
 166 Darren Lewis, Nov. 8, 1992 at Chicago (4 ret)
 165 Rod Woodson, Sept. 17, 1989 vs. Pittsburgh (4 ret)

— LONGEST KICKOFF RETURNS —

- 105 Mercury Morris, Sept. 14, 1969 vs. Miami (TD)
 103 Bob Gresham, Sept. 23, 1973 vs. Houston (TD)
 101 Derrick Mason, Nov. 18, 2001 vs. Tennessee (TD)
 100 Max Anderson, Sept. 22, 1968 vs. Buffalo (TD)
 100 Jon Vaughn, Dec. 20, 1992 vs. New England (TD)

— PUNT RETURN YARDS —

- 153 Steve Smith, Dec. 8, 2002 at Carolina (3 ret)
 127 Billy (White Shoes) Johnson, Oct. 5, 1975 at Houston (6 ret)
 115 Eric Metcalf, Sept. 4, 1994 vs. Cleveland (4 ret)

— LONGEST PUNT RETURNS —

- 95 Lamont Brightfot, Nov. 10, 2002 at Baltimore (TD)
 92 Eric Metcalf, Sept. 4, 1994 vs. Cleveland (TD)
 87 Jermaine Lewis, Sept. 27, 1998 at Baltimore (TD)
 87 Steve Smith, Dec. 8, 2002 at Carolina (TD)

BENGALS POSTSEASON INDIVIDUAL SINGLE-GAME RECORDS

(Compiled by Jim Blount)

* Super Bowl XVI in Pontiac, Michigan; ** Super Bowl XXIII in Miami, Florida

— POINTS —

- 12 Charles Alexander, Jan. 3, 1982 vs. Buffalo (2 rush TDs)
- 12 Dan Ross, Jan. 24, 1982 vs. San Francisco* (2 rec'd TDs)
- 12 Stanley Wilson, Dec. 31, 1988 vs. Seattle (2 rush TDs)
- 12 Ickey Woods, Jan. 8, 1989 vs. Buffalo (2 rush TDs)

— TOUCHDOWNS —

- 2 Charles Alexander, Jan. 3, 1982 vs. Buffalo (2 rush TDs)
- 2 Dan Ross, Jan. 24, 1982 vs. San Francisco* (2 rec'd TDs)
- 2 Stanley Wilson, Dec. 31, 1988 vs. Seattle (2 rush TDs)
- 2 Ickey Woods, Jan. 8, 1989 vs. Buffalo (2 rush TDs)

— FIELD GOALS —

- 3 Horst Muhlmann, Dec. 23, 1973 at Miami (3-for-3)
- 3 Jim Breech, Jan. 22, 1989 vs. San Francisco** (3-for-3)

— LONGEST FIELD GOALS —

- 46 Horst Muhlmann, Dec. 23, 1973 at Miami
- 43 Jim Breech, Jan. 22, 1989 vs. San Francisco**
- 40 Jim Breech, Jan. 22, 1989 vs. San Francisco**

— RUSHING YARDS —

- 126 Ickey Woods, Dec. 31, 1988 vs. Seattle (23 att)
- 102 Ickey Woods, Jan. 8, 1989 vs. Buffalo (29 att)
- 80 Pete Johnson, Jan. 10, 1982 vs. San Diego (21 att)

— RUSHING ATTEMPTS —

- 29 Ickey Woods, Jan. 8, 1989 vs. Buffalo (102 yds)
- 23 Ickey Woods, Dec. 31, 1988 vs. Seattle (126 yds)
- 21 Pete Johnson, Jan. 10, 1982 vs. San Diego (80 yds)

— RUSHING TOUCHDOWNS —

- 2 Charles Alexander, Jan. 3, 1982 vs. Buffalo
- 2 Stanley Wilson, Dec. 31, 1988 vs. Seattle
- 2 Ickey Woods, Jan. 8, 1989 vs. Buffalo

— LONGEST RUSHES —

- 30 Ickey Woods, Dec. 31, 1988 vs. Seattle
- 29 Boomer Esiason, Jan. 8, 1989 vs. Buffalo
- 26 James Brooks, Dec. 31, 1988 vs. Seattle

— PASSING YARDS —

- 354 Ken Anderson, Jan. 9, 1983 vs. N.Y. Jets (26-of-35)
- 300 Ken Anderson, Jan. 24, 1982 vs. San Francisco* (25-of-34)
- 201 Ken Anderson, Dec. 28, 1975 at Oakland (17-of-27)

— PASS ATTEMPTS —

- 35 Ken Anderson, Jan. 9, 1983 vs. N.Y. Jets (26-of-35)
- 34 Ken Anderson, Jan. 24, 1982 vs. San Francisco* (25-of-34)
- 27 Ken Anderson, Dec. 23, 1973 at Miami (14-of-27)
- 27 Ken Anderson, Dec. 28, 1975 at Oakland (17-of-27)

— PASS COMPLETIONS —

- 26 Ken Anderson, Jan. 9, 1983 vs. N.Y. Jets (26-of-35)
- 25 Ken Anderson, Jan. 24, 1982 vs. San Francisco* (25-of-34)
- 17 Ken Anderson, Dec. 28, 1975 at Oakland (17-of-27)

— TOUCHDOWN PASSES —

- 2 Ken Anderson, Dec. 28, 1975 at Oakland
- 2 Ken Anderson, Jan. 10, 1982 vs. San Diego
- 2 Ken Anderson, Jan. 24, 1982 vs. San Francisco*
- 2 Ken Anderson, Jan. 9, 1983 vs. N.Y. Jets

— LONGEST PASSES —

- 53 Ken Anderson-Cris Collinsworth, Jan. 9, 1983 vs. N.Y. Jets (no TD)
- 49 Ken Anderson-Cris Collinsworth, Jan. 24, 1982 vs. San Francisco* (no TD)
- 46 Boomer Esiason-Rodney Holman, Jan. 6, 1991 vs. Houston (no TD)

— PASSES HAD INTERCEPTED —

- 3 Ken Anderson, Jan. 9, 1983 vs. N.Y. Jets (35 passes)
- 2 Ken Anderson, Jan. 24, 1982 vs. San Francisco* (34 passes)
- 2 Boomer Esiason, Jan. 8, 1989 vs. Buffalo (20 passes)

— PASS RECEPTIONS —

- 11 Dan Ross, Jan. 24, 1982 vs. San Francisco* (104 yds)
- 9 Lenvil Elliott, Dec. 23, 1973 at Miami (53 yds)
- 7 Cris Collinsworth, Jan. 9, 1983 vs. N.Y. Jets (120 yds)

— RECEIVING YARDS —

- 120 Cris Collinsworth, Jan. 9, 1983 vs. N.Y. Jets (7 catches)
- 107 Cris Collinsworth, Jan. 24, 1982 vs. San Francisco* (5 catches)
- 104 Dan Ross, Jan. 24, 1982 vs. San Francisco* (11 catches)

— RECEIVING TOUCHDOWNS —

- 2 Dan Ross, Jan. 24, 1982 vs. San Francisco*

— INTERCEPTIONS —

- 1 15 times by 10 players (3 each by Ken Riley and David Fulcher; 2 by Eric Thomas); most recent: David Fulcher, Jan. 13, 1991 at L.A. Raiders

— LONGEST INTERCEPTION RETURNS —

- 45 Neal Craig, Dec. 23, 1973 at Miami (TD)
- 43 David Fulcher, Jan. 6, 1991 vs. Houston
- 34 Ken Riley, Dec. 28, 1975 at Oakland

— TOTAL PUNTS —

- 8 Dave Lewis, Dec. 26, 1970 at Baltimore (313 yds)
- 7 Dave Lewis, Dec. 23, 1973 at Miami (254 yds)
- 6 3 times; most recent: Lee Johnson, Jan. 8, 1989 vs. Buffalo

— LONGEST PUNTS —

- 64 Lee Johnson, Jan. 13, 1991 at L.A. Raiders
- 63 Lee Johnson, Jan. 22, 1989 vs. San Francisco**
- 60 Pat McNally, Jan. 3, 1982 vs. Buffalo

— TOTAL KICKOFF RETURNS —

- 7 David Verser, Jan. 9, 1983 vs. N.Y. Jets (116 yds)
- 5 David Verser, Jan. 24, 1982 vs. San Francisco* (52 yds)
- 4 David Verser, Jan. 3, 1982 vs. Buffalo (94 yds)

— KICKOFF RETURN YARDS —

- 117 Stanford Jennings, Jan. 22, 1989 vs. San Francisco** (2 ret)
- 116 David Verser, Jan. 9, 1983 vs. N.Y. Jets (7 ret)
- 94 David Verser, Jan. 3, 1982 vs. Buffalo (4 ret)

— LONGEST KICKOFF RETURNS —

- 93 Stanford Jennings, Jan. 22, 1989 vs. San Francisco** (TD)
- 40 David Verser, Jan. 3, 1982 vs. Buffalo
- 40 David Verser, Jan. 10, 1982 vs. San Diego

— TOTAL PUNT RETURNS —

- 4 Mike Fuller, Jan. 24, 1982 vs. San Francisco* (35 yds)
- 3 Ira Hillary, Dec. 31, 1988 vs. Seattle (19 yds)
- 3 Mitchell Price, Jan. 6, 1991 vs. Houston (42 yds)

— PUNT RETURN YARDS —

- 42 Mitchell Price, Jan. 6, 1991 vs. Houston (3 ret)
- 35 Mike Fuller, Jan. 24, 1982 vs. San Francisco* (4 ret)
- 27 Mike Fuller, Jan. 3, 1982 vs. Buffalo (1 ret)

— LONGEST PUNT RETURNS —

- 34 Mitchell Price, Jan. 6, 1991 vs. Houston
- 27 Mike Fuller, Jan. 3, 1982 vs. Buffalo
- 17 Mike Fuller, Jan. 24, 1982 vs. San Francisco*

OPPONENTS POSTSEASON INDIVIDUAL SINGLE-GAME RECORDS

(Compiled by Jim Blount)

* Super Bowl XVI in Pontiac, Michigan; ** Super Bowl XXIII in Miami, Florida

— POINTS —

- 14 Ray Wersching, Jan. 24, 1982 vs. San Francisco* (4 FGs, 2 PATs)
- 14 Pat Leahy, Jan. 9, 1983 vs. N.Y. Jets (3 FGs, 5 PATs)
- 12 Joe Cribbs, Jan. 3, 1982 vs. Buffalo (2 rush TDs)
- 12 Ernest Givins, Jan. 6, 1991 vs. Houston (2 rec TDs)

— TOUCHDOWNS —

- 2 Joe Cribbs, Jan. 3, 1982 vs. Buffalo (2 rush TDs)
- 2 Ernest Givins, Jan. 6, 1991 vs. Houston (2 rec TDs)

— FIELD GOALS —

- 4 Ray Wersching, Jan. 24, 1982 vs. San Francisco* (4-for-4)
- 3 Pat Leahy, Jan. 9, 1983 vs. N.Y. Jets (3-for-3)

— LONGEST FIELD GOALS —

- 50 Garo Yepremian, Dec. 23, 1973 at Miami
- 49 Jeff Jaeger, Jan. 13, 1991 at L.A. Raiders
- 47 Pat Leahy, Jan. 9, 1983 vs. N.Y. Jets

— RUSHING YARDS —

- 202 Freeman McNeil, Jan. 9, 1983 vs. N.Y. Jets (21 att)
- 140 Marcus Allen, Jan. 13, 1991 at L.A. Raiders (21 att)
- 116 Norm Bulaich, Dec. 26, 1970 at Baltimore (25 att)

— RUSHING ATTEMPTS —

- 25 Norm Bulaich, Dec. 26, 1970 at Baltimore (116 yds)
- 23 Chuck Muncie, Jan. 10, 1982 vs. San Diego (94 yds)
- 21 Freeman McNeil, Jan. 9, 1983 vs. N.Y. Jets (202 yds)
- 21 Marcus Allen, Jan. 13, 1991 at L.A. Raiders (140 yds)

— RUSHING TOUCHDOWNS —

- 2 Joe Cribbs, Jan. 3, 1982 vs. Buffalo

— LONGEST RUSHES —

- 44 Joe Cribbs, Jan. 3, 1982 vs. Buffalo (TD)
- 35 Freeman McNeil, Jan. 9, 1983 vs. N.Y. Jets
- 34 Bo Jackson, Jan. 13, 1991 at L.A. Raiders

— PASSING YARDS —

- 357 Joe Montana, Jan. 22, 1989 vs. San Francisco** (23-of-36)
- 297 Dave Krieg, Dec. 31, 1988 vs. Seattle (24-of-50)
- 269 Richard Todd, Jan. 9, 1983 vs. N.Y. Jets (20-of-28)

— PASS ATTEMPTS —

- 50 Dave Krieg, Dec. 31, 1988 vs. Seattle (24-of-50)
- 36 Joe Montana, Jan. 22, 1989 vs. San Francisco** (23-of-36)
- 33 Cody Carlson, Jan. 6, 1991 vs. Houston (16-of-33)

— PASS COMPLETIONS —

- 24 Dave Krieg, Dec. 31, 1988 vs. Seattle (24-of-50)
- 23 Joe Montana, Jan. 22, 1989 vs. San Francisco** (23-of-36)
- 20 Richard Todd, Jan. 9, 1983 vs. N.Y. Jets (20-of-28)

— TOUCHDOWN PASSES —

- 3 Ken Stabler, Dec. 28, 1975 at Oakland
- 2 5 times; most recent: Jay Schroeder, Jan. 13, 1991 at L.A. Raiders

— LONGEST PASSES —

- 54 Joe Ferguson-Jerry Butler, Jan. 3, 1982 vs. Buffalo (no TD)
- 53 Johnny Unitas-Eddie Hinton, Dec. 26, 1970 at Baltimore (TD)
- 49 Richard Todd-Wesley Walker, Jan. 9, 1983 vs. N.Y. Jets (no TD)

— PASSES HAD INTERCEPTED —

- 3 Jim Kelly, Jan. 8, 1989 vs. Buffalo (30 passes)
- 2 Joe Ferguson, Jan. 3, 1982 vs. Buffalo (31 passes)
- 2 Dan Fouts, Jan. 10, 1982 vs. San Diego (28 passes)
- 2 Dave Krieg, Dec. 31, 1988 vs. Seattle (50 passes)

— PASS RECEPTIONS —

- 11 John L. Williams, Dec. 31, 1988 vs. Seattle (137 yds)
- 11 Jerry Rice, Jan. 22, 1989 vs. San Francisco** (215 yds)
- 8 Wesley Walker, Jan. 9, 1983 vs. N.Y. Jets (145 yds)
- 8 Roger Craig, Jan. 22, 1989 vs. San Francisco** (101 yds)

— RECEIVING YARDS —

- 215 Jerry Rice, Jan. 22, 1989 vs. San Francisco** (11 catches)
- 145 Wesley Walker, Jan. 9, 1983 vs. N.Y. Jets (8 catches)
- 137 John L. Williams, Dec. 31, 1988 vs. Seattle (11 catches)

— RECEIVING TOUCHDOWNS —

- 2 Ernest Givins, Jan. 6, 1991 vs. Houston

— INTERCEPTIONS —

- 2 Johnny Lynn, Jan. 9, 1983 vs. N.Y. Jets

— LONGEST INTERCEPTION RETURNS —

- 98 Darrol Ray, Jan. 9, 1983 vs. N.Y. Jets (TD)
- 27 Dwight Hicks, Jan. 24, 1982 vs. San Francisco*
- 26 Johnny Lynn, Jan. 9, 1983 vs. N.Y. Jets

— TOTAL PUNTS —

- 6 David Lee, Dec. 26, 1970 at Baltimore (230 yds)
- 6 Ruben Rodriguez, Dec. 31, 1988 vs. Seattle (265 yards)
- 6 John Kidd, Jan. 8, 1989 vs. Buffalo (271 yds)
- 6 Greg Montgomery, Jan. 6, 1991 vs. Houston (256 yds)

— LONGEST PUNT —

- 55 Barry Helton, Jan. 22, 1989 vs. San Francisco**

— TOTAL KICKOFF RETURNS —

- 4 Clarence Davis, Dec. 28, 1975 at Oakland (93 yds)
- 4 Robb Riddick, Jan. 3, 1982 vs. Buffalo (68 yds)
- 4 James Brooks, Jan. 10, 1982 vs. San Diego (87 yds)

— KICKOFF RETURN YARDS —

- 93 Clarence Davis, Dec. 28, 1975 at Oakland (4 ret)
- 87 James Brooks, Jan. 10, 1982 vs. San Diego (4 ret)
- 68 Robb Riddick, Jan. 3, 1982 vs. Buffalo (4 ret)

— LONGEST KICKOFF RETURNS —

- 37 Clarence Davis, Dec. 28, 1975 at Oakland
- 37 Allen Pinkett, Jan. 6, 1991 vs. Houston
- 36 James Brooks, Jan. 10, 1982 vs. San Diego

— TOTAL PUNT RETURNS —

- 7 Ron Gardin, Dec. 26, 1970 at Baltimore (28 yds)
- 5 Bobby Joe Edmonds, Dec. 31, 1988 vs. Seattle (30 yds)
- 4 Neal Colzie, Dec. 28, 1975 at Oakland (64 yds)

— PUNT RETURN YARDS —

- 64 Neal Colzie, Dec. 28, 1975 at Oakland (4 ret)
- 56 John Taylor, Jan. 22, 1989 vs. San Francisco** (3 ret)
- 40 Tim Brown, Jan. 13, 1991 at L.A. Raiders (3 ret)

— LONGEST PUNT RETURNS —

- 45 John Taylor, Jan. 22, 1989 vs. San Francisco**
- 24 Neal Colzie, Dec. 28, 1975 at Oakland

STADIUM, NFL & MEDIA



Paul Brown Stadium hits year five with honors and a bright future

Paul Brown Stadium, home of the Bengals on Cincinnati's downtown riverfront, plays host to its fifth NFL season in 2004. PBS, as the stadium is known for short, has won numerous honors and stands ready in '04 for dual debuts on ABC's Monday Night Football and ESPN's Sunday Night Football.

Long acknowledged for its innovative design and fan amenities, PBS was home to a new kind of excitement in 2003 as the Bengals drew a record home attendance of 479,488 during the regular season. That total included a game-record 65,362 on Dec. 28 vs. Cleveland.

A total of five games sold out, most in PBS history and most for the Bengals since the 1992 team sold out all eight games at Riverfront Stadium.

In 2004, Paul Brown Stadium will bring Greater Cincinnati priceless national attention as the site for nationally televised games on Sunday night, Sept. 19 vs. Miami and Monday night, Oct. 25 vs. Denver. For the full season, another record attendance year could be in store.

Fans will see the action take place on a new FieldTurf playing surface. Installation was completed on July 2 of this year.

FieldTurf is the nation's most experienced and successful vendor of synthetic grass systems. Bengals head coach Marvin Lewis said he has gotten positive feedback from players about their past experiences competing on FieldTurf.

"They've been very pleased with the consistency of the surface," Lewis said. "This is a great example of our organization's commitment to provide our players with the best environment to win."

Though PBS opened in 2000, it remained very

much in the news well past its inaugural Bengals game, a preseason clash with Chicago on Aug. 19 of that year.

In 2002, in an industry rarity, the stadium was singled out by both of the nation's premier architecture magazines. In the *Architectural Record* and in *Architecture*, PBS was able to push sports stadiums onto pages usually reserved for the design elite of office buildings, museums and universities.

The *Record* named PBS as one of the four best stadiums in the world, noting its role in helping prove that "traditional architecture needn't be the answer to the problem of how to design sports stadiums that can provide iconic imagery to help revitalize cities."

Both magazines emphasized the skill with which NBBJ, the stadium's Los Angeles-based architecture firm, was able to integrate the open-air stadium design with the city.

In its story on PBS, *Architecture* noted: "(The stadium) is sliced open at the corners to reveal dramatic views of the (downtown) skyline and the (Ohio) river. Opening the corners of the stadium was both good urban design and good business."

The two stories came on the heels of PBS receiving



**PAUL BROWN
STADIUM**



the 2001 Merit Award from the American Institute of Architects (California Council). It marked the first time for an NFL stadium to receive the award from the prestigious AIA. And in May of 1998, well before its completion, studies of the stadium's design led to its being among 15 winners from a field of more than 300 projects for an American Architecture Award.

"In the best of the new stadiums, the experience of just walking in wakes you up," says Bengals president Mike Brown. "It's exciting just to be there. From day one, we made this a goal for our new stadium. We want it to be the best setting for pro football in the country, and we think our fans agree that it is."

The Bengals have hosted the 16 largest crowds ever to see a professional sports event in Cincinnati during their first four seasons at PBS. The stadium's official seating capacity is 65,328, but a number of games with attendance figures below that number have been sellouts for local TV coverage because NFL sellout policy does not include the private suite and club areas.

Before PBS, the largest crowd for a professional sports event in Cincinnati was 60,284, for a Bengals-Browns game on Oct. 17, 1971 at Riverfront Stadium (later renamed Cinergy Field). The largest crowd in Cincinnati history for a pro sports event other than a Bengals game is 56,393, for Game 5 of the World Series between the Cincinnati Reds and Boston Red Sox at Riverfront Stadium on Oct. 16, 1975.

Named for the Pro Football Hall of Fame legend who founded both the Cleveland Browns and Bengals franchises, Paul Brown Stadium includes 114 private suites and 7600 club seats.

PBS has been a catalyst for Cincinnati's "Rebirth of the Riverfront." It was the first completed project of a major renewal, forming the western bookend of an area now bordered on the east by the Great American Ball Park, the Reds facility that opened in March 2003. In between will be dramatic park land, new housing, and other attractions headlined by the National Underground Railroad Freedom Center, a world-class museum celebrating Cincinnati's role as a transit point for runaway slaves during the mid-1800s.

Though hailed for its futuristic design, the stadium's primary purpose is to serve as a premier venue for watching football. Almost 70 percent of the seats are along the sidelines, positioned for superior sight lines to the field.

The stadium also carries a crucial link to the past. In an era when many sports facilities carry corporate names for rights fees, Cincinnati's stadium bears only the name of the late Paul Brown.

"We like the fact that our stadium name honors the tradition of the NFL," said Mike Brown. "Many names now don't have

anything to do with the game."

Additional facts and figures on Paul Brown Stadium:

LOCATION: The stadium site is on the western side of Cincinnati's downtown riverfront. It is bordered by Elm Street on the east, Central Avenue on the west, Pete Rose Way on the north and Mehring Way on the south. The southern border of the stadium is one block from the Ohio River, and plans call for it to be connected to the riverfront with a city park.

SEATING CAPACITY: 65,328.

DIMENSIONS: The stadium site covers approximately 22 acres, and Paul Brown Stadium itself reaches a height of 157 feet.

PLAYING SURFACE: FieldTurf.

PRIVATE SUITES: Each of the 114 suites features retractable glass windows, allowing fans the option to watch in climate-controlled comfort or to bring in the outdoor experience. Suites include 12 spacious fixed stadium seats and four elevated seats at a drink rail with a view of the field.

CLUB SEATING: Club patrons enjoy extra-wide, padded seats at the prime football viewing level, with in-seat food and beverage service. Patrons also have access to the Club Level Lounges, featuring fine dining as well as prime views of the downtown skyline or riverfront.

PAUL BROWN

Paul Brown Stadium honors not only the founder and first coach of the Bengals, but a man who was also one of the great innovators in pro football history.

"Whether they know it or not, nearly everyone in football has been affected by Paul Brown," former NFL Commissioner Pete



Rozelle said in 1991. "His wealth of ideas changed the game."

Elected in 1967 to the Pro Football Hall of Fame, Brown also was founder and first coach of the Cleveland Browns, whom he guided to seven league championships in their first 12 seasons. He posted a .665 winning percentage over 25 years of pro coaching (222-112-9, including playoffs). Earlier in his career, he created an Ohio dynasty at Massillon High School and coached Ohio State University to a national championship (1942).

Brown pioneered coaching as a year-round profession, invented the draw play, introduced the use of face masks on helmets, initiated film study and classroom instruction of players, and was the first coach to call plays from the sidelines. He also broke the color barrier in modern American pro sports, as his Cleveland team featured black stars Marion Motley and Bill Willis in 1946, a year before Jackie Robinson's debut in Major League Baseball.

Born in Norwalk, Ohio, and reared in Massillon, Brown was Bengals coach and general manager from 1968-75. He stepped down as coach following an 11-3 season in 1975, and continued in the GM's role until his death at age 82 on Aug. 5, 1991.

Bengals choose FieldTurf for Paul Brown Stadium



Photo by Jon Braude

The Bengals will play at Paul Brown Stadium in 2004 on a new FieldTurf playing surface. Installation was completed on July 2 of this year, replacing the natural grass surface that had been in place for the 2000-03 NFL seasons.

FieldTurf's surface looks, feels and plays like natural grass. It offers a consistent playing surface regardless of the weather conditions. The loose-fiber system is safer for players than previous synthetic surfaces. Shoes do not stick, and the softer surface minimizes compression injuries. FieldTurf's patented "infill system" replicates natural soil, and is comprised of a mixture of sand and recycled rubber.

FieldTurf is the nation's most experienced and successful vendor of synthetic grass systems. FieldTurf surfaces are currently used by NFL teams at Giants Stadium (New York Giants and New York Jets), Ford Field (Detroit Lions), the Georgia Dome (Atlanta Falcons), the Metrodome (Minnesota Vikings) and Seahawks Stadium (Seattle Seahawks). The University of Cincinnati and Miami (Ohio) University are among approximately 25 major colleges that use FieldTurf in their football stadiums.

"We are going with a proven winner," said Troy Blackburn, Bengals director of business

development. "This is the most proven synthetic surface for the NFL and for major college football. There's a track record of success to rely upon."

Regarding synthetic grass playing surfaces, Blackburn said:

"They have evolved to the point where they are gaining quickly as a preferred surface to natural grass, particularly in northern climates. This decision not only will give us a superior playing surface for Bengals games, but will also reduce possible conflicts with other events."

Bengals head coach Marvin Lewis said he has gotten positive feedback from players about their past experiences competing on FieldTurf.

"They've been very pleased with the consistency of the surface," Lewis said. "This is a great example of our organization's commitment to provide our players with the best environment to win."

Fibre

Polyethylene fibre is treated with UV inhibitors and is abrasion resistant so that athletes can slide on the fibres without fear of turf burns.

Infill

Similarly sized particles of washed silica sand and rounded cryogenic rubber infill hold each other in suspension, compress and expand to provide stability, long life resiliency and proper energy restitution.

Backing

The backing is made of a combination of permeable woven and non-woven polypropylene fabrics to provide exceptional strength and unmatched vertical drainage.

TRAINING CAMP GEORGETOWN COLLEGE



Paul D. Atkinson

Bengals players report July 30 to training camp at Georgetown (Ky.) College, with the first practice scheduled for the following day.

The training camp facility, officially known as the East Campus Athletic Complex, is one of the finest in use by an NFL team. *Athletic Management*, a national sports management magazine, recognized the complex by awarding it with its 1998 "Excellence in Outdoor Facilities" award.

The Bengals moved their training camp to Georgetown in 1997 after 29 seasons of training at Wilmington (Ohio) College. Georgetown's commitment to meet state-of-the-art standards has brought unprecedented media attention to training camp and has helped the Bengals develop their Central Kentucky fan base.

"There isn't a team in the league that wouldn't like to have its training camp in a facility like this one," said Bengals president Mike Brown.

The centerpiece of the complex is Rawlings Stadium, which offers permanent stands for 5,000 and is built in a bowl shape that can accommodate seating for up to 20,000 fans. The stadium is designed to provide fans with a festival-like atmosphere, concessions, merchandise, interactive pavilion areas and promotional

activities developed by corporate sponsors. For the team, it features locker rooms and showers, weight and aerobic rooms, training facilities, a press box and guest booths, as well as a field with an advanced playing surface — SportGrass, a combination of both natural grass and synthetic materials.

The facility, located about a one-hour drive south from downtown Cincinnati, also includes a conference center used for coaches' classroom instruction and meals, two additional full-size practice fields, apartment-style resident quads for player housing and executive guest townhouses. The complex joins the college's already existing tennis courts, soccer field and baseball field.

For the second straight year, the Bengals will have a two-day format for training camp's major fan events. The full-contact scrimmage will be on Friday night, Aug. 6, at 6:30 p.m. On Saturday, Aug. 7, at 1 p.m., the team will stage the Orange-Black Mock Game, which coach Marvin Lewis has described as "essentially a live game, but without tackling."

All training camp practices and events are open free to the public. There is a charge for on-campus parking.

Free autograph sessions for fans are scheduled after workouts on Aug. 4, 6, 7, 11 and 18.

TRAINING CAMP DATES: July 30 - August 25.

DIRECTIONS: From downtown Cincinnati, take I-75 South approximately 70 miles to exit 126. Turn right off ramp onto U.S. 460 West. Stay on this main thoroughfare for approximately two miles and turn right at the fifth traffic light, Lemons Mill Rd. (Route 1962 West). Go about one-half mile and look for the large Bengals sign and driveway to the complex on the right.

TRAINING CAMP TELEPHONE: (502) 868-6300.

GEORGETOWN COLLEGE TRAINING CAMP WEB SITE: www.bengalscamp.com

Bengals in the community

Reaching out to help others

The Cincinnati Bengals organization is committed to improving lives in Greater Cincinnati.

Bengals players, coaches and staff acknowledge their unique public role and are devoted to working with charities, schools and civic groups to make positive contributions throughout the area. The Bengals welcome the opportunity to give back to a community that has unconditionally supported the team for more than 30 years.

Non-profit organizations throughout Greater Cincinnati look to the Bengals for assistance. Beneficiaries receive everything from money, food, and clothing, to something as simple as a smile brought about by a visit from a player.

Community involvement takes many forms. The Bengals sponsor special fund-raising events, make donations of cash and memorabilia to many charitable organizations, make personal appearances, and serve on various community boards and commissions.

The Bengals continue their annual support of the United Way. In 2003, the Bengals increased their total campaign contributions by 88%. In addition, head coach Marvin Lewis served as spokesperson for the Leaders' Circle program and Executive Vice President Katie Blackburn served on the United Way 211 Advisory Committee. Another executive, Director of Sales & Public Affairs Jeff Berding, received United Way's Community Service Award for his volunteer work, while running backs coach Jim Anderson served on the African-American Leadership Initiative Committee.

Today's children face a seemingly endless array of challenges and decisions, which makes commu-

nity role models and leaders more important than ever. With this in mind, Marvin and Peggy Lewis launched the Marvin Lewis Community Fund on October 9, 2003 with an initial \$10,000 donation from



the Bengals. The mission of the Marvin Lewis Community Fund (MLCF) is to empower, educate and inspire children, while enriching inner-city communi-

ties. In 2003, with the MLCF not even four months old, they donated more than \$100,000 to Boys Hope Girls Hope, Greater Cincinnati Boys and Girls Clubs, Minorities in Mathematics, Science and Engineer-

ing (M2SE), the Multiple Sclerosis Society, SUCCESS by 6 and Youth, Incorporated. This year's inaugural Marvin Lewis Golf Classic raised over \$250,000 for the MLCF.

Over the last year, Marvin has been a tireless community activist and youth advocate, making over 150 community appearances, spreading the message of community involvement and accountability. Organizations include the Northern Kentucky Ministerial Alliance, Cincinnati Business Strategic Alliance, St. Xavier High School, National Football Founda-

tion, Taft School, Hughes High School Black History Assembly, National Multiple Sclerosis Annual Dinner, Cystic Fibrosis, Juvenile Diabetes, Big Brothers Big Sisters of Great Cincinnati, Northern Kentucky Regional Youth Leadership Commencement, 16th Annual Boys Scouts Breakfast, Autism Society, Ohio Cancer Research Associates, 5,000 members of GE's



Elfun Volunteer program, Special Olympics, DARE programs for several area schools, opening of the new teen Center for Boys and Girls Club in over the Rhine, Cincinnati Human Relations Committee, Career Day at L.T. Ball Junior High School, and Memorial Inc.

In October 2003, coach Lewis hosted "Bengals Football 101 for Women," an event aimed at teaching the basics of football. More than 300 women attended this sold-out program, with proceeds benefiting the MLCF by raising over \$25,000. This year's Football 101 is scheduled for October 7 at Paul Brown Stadium.

Led by the example of Marvin Lewis, Bengals players have increased their level of involvement in the community. Last season, the Bengals made over 150 community appearances to schools, youth groups and teams and charity events.

Bengals tight end Tony Stewart is one of the most active players in community affairs. Stewart was the team's Walter Payton Man of the Year award nominee in 2003.

Many Bengals players have their own foundations or sponsor charitable fund-raising activities dedicated to improving the community. Those players include Willie Anderson, Shayne Graham, Kim Herring, Jon Kitna, Deltha O'Neal, Carson Palmer, Elton Patterson, John Thornton and Peter Warrick.

Other team programs include:

Community Quarterback Award: A league-wide volunteer recognition program that will donate nearly \$1 million to charities in each NFL city. In 2003,



the Bengals finalists received a total of \$20,000 for their respective charities.

Coach of the Week: A league-wide program that is designed to give the recognition that high school football coaches deserve for molding the lives of young adults. Each winner's school receives a \$1,000 donation to the school's football program.

Play It Smart: A program designed to use football as a tool for enhancing personal and academic development for youth at two economically disadvantaged high schools. Team representatives visit the chosen schools to coach, teach, and



mentor student-athletes to help each individual reach their full potential.

Cincinnati Bengals Taste of the NFL: Bengals players, coaches and alumni join with benefactors of the FreeStore/FoodBank of Cincinnati while dining on samples



from Cincinnati's finest restaurants. The Bengals' first-ever Taste of the NFL (held in June of 2003) raised \$60,000, enabling the FreeStore/FoodBank to provide 240,000 meals for hungry people in the Tri-State area. The 2004 event (held on June 11) was even more successful, raising \$65,000 to provide 260,000 meals. The Bengals also team up with the FreeStore/FoodBank to collect canned goods and other non-perishable foods for the Annual Holiday Canned Food Drive.

Hoxworth Blood Drive: Bengals players, alumni, cheerleaders and staff were present at Paul Brown Stadium to help the Hoxworth Blood Center collect donations before the busy holiday season.



Toys for Tots: The Bengals and the U.S. Marine Corps annually team up at Paul Brown Stadium to collect Christmas toys for dis-

advantaged local youth.

One for the Community: The Bengals support this annual fund-raising campaign that benefits schools and other non-profit organizations. Commercials on TV and in print, along with events held at Paul Brown Stadium, have helped organizations raise more than \$1 million annually.

Photos provided by the United Way, The Cincinnati Enquirer and the Cincinnati Bengals.

2004 NFL REGULAR-SEASON SCHEDULE (All times Eastern)

WEEK 1

THURSDAY, SEPTEMBER 9

Indianapolis at New England 9:00

SUNDAY, SEPTEMBER 12

Arizona at St. Louis 1:00
 Baltimore at Cleveland 1:00
Cincinnati at N.Y. Jets 1:00
 Detroit at Chicago 1:00
 Jacksonville at Buffalo 1:00
 Oakland at Pittsburgh 1:00
 San Diego at Houston 1:00
 Seattle at New Orleans 1:00
 Tampa Bay at Washington 1:00
 Tennessee at Miami 1:00
 Atlanta at San Francisco 4:15
 Dallas at Minnesota 4:15
 N.Y. Giants at Philadelphia 4:15
 Kansas City at Denver 8:30

MONDAY, SEPTEMBER 13

Green Bay at Carolina 9:00

(OPEN DATE: none)

WEEK 2

SUNDAY, SEPTEMBER 19

Carolina at Kansas City 1:00
 Chicago at Green Bay 1:00
 Denver at Jacksonville 1:00
 Houston at Detroit 1:00
 Indianapolis at Tennessee 1:00
 Pittsburgh at Baltimore 1:00
 St. Louis at Atlanta 1:00
 San Francisco at New Orleans 1:00
 Washington at N.Y. Giants 1:00
 Seattle at Tampa Bay 4:05
 Buffalo at Oakland 4:15
 Cleveland at Dallas 4:15
 New England at Arizona 4:15
 N.Y. Jets at San Diego 4:15
Miami at Cincinnati 8:30

MONDAY, SEPTEMBER 20

Minnesota at Philadelphia 9:00

(OPEN DATE: none)

WEEK 3

SUNDAY, SEPTEMBER 26

Arizona at Atlanta 1:00
Baltimore at Cincinnati 1:00
 Chicago at Minnesota 1:00
 Cleveland at N.Y. Giants 1:00
 Houston at Kansas City 1:00
 Jacksonville at Tennessee 1:00
 New Orleans at St. Louis 1:00
 Philadelphia at Detroit 1:00
 Pittsburgh at Miami 1:00
 San Diego at Denver 4:05
 Green Bay at Indianapolis 4:15
 San Francisco at Seattle 4:15
 Tampa Bay at Oakland 8:30

MONDAY, SEPTEMBER 27

Dallas at Washington 9:00

(OPEN DATE: Buffalo, Carolina, New England, N.Y. Jets)

WEEK 4

SUNDAY, OCTOBER 3

Cincinnati at Pittsburgh 1:00
 Indianapolis at Jacksonville 1:00
 New England at Buffalo 1:00
 N.Y. Giants at Green Bay 1:00
 Oakland at Houston 1:00
 Philadelphia at Chicago 1:00
 Washington at Cleveland 1:00
 Atlanta at Carolina 4:05
 New Orleans at Arizona 4:05
 Denver at Tampa Bay 4:15
 N.Y. Jets at Miami 4:15
 Tennessee at San Diego 4:15
 St. Louis at San Francisco 8:30

MONDAY, OCTOBER 4

Kansas City at Baltimore 9:00

(OPEN DATE: Dallas, Detroit, Minnesota, Seattle)

WEEK 5

SUNDAY, OCTOBER 10

Cleveland at Pittsburgh 1:00
 Detroit at Atlanta 1:00
 Miami at New England 1:00
 Minnesota at Houston 1:00
 N.Y. Giants at Dallas 1:00
 Oakland at Indianapolis 1:00
 Tampa Bay at New Orleans 1:00
 Buffalo at N.Y. Jets 4:05
 Jacksonville at San Diego 4:05
 Arizona at San Francisco 4:15
 Carolina at Denver 4:15
 St. Louis at Seattle 4:15
 Baltimore at Washington 8:30

MONDAY, OCTOBER 11

Tennessee at Green Bay 9:00

(OPEN DATE: Chicago, Cincinnati, Kansas City, Philadelphia)

WEEK 6

SUNDAY, OCTOBER 17

Carolina at Philadelphia 1:00
Cincinnati at Cleveland 1:00
 Green Bay at Detroit 1:00
 Houston at Tennessee 1:00
 Kansas City at Jacksonville 1:00
 Miami at Buffalo 1:00
 San Diego at Atlanta 1:00
 Seattle at New England 1:00
 San Francisco at N.Y. Jets 1:00
 Washington at Chicago 1:00
 Denver at Oakland 4:15
 Pittsburgh at Dallas 4:15
 Minnesota at New Orleans 8:30

MONDAY, OCTOBER 18

Tampa Bay at St. Louis 9:00

(OPEN DATE: Arizona, Baltimore, Indianapolis, N.Y. Giants)

WEEK 7

SUNDAY, OCTOBER 24

Atlanta at Kansas City 1:00
 Buffalo at Baltimore 1:00
 Chicago at Tampa Bay 1:00
 Detroit at N.Y. Giants 1:00
 Jacksonville at Indianapolis 1:00
 Philadelphia at Cleveland 1:00
 San Diego at Carolina 1:00
 St. Louis at Miami 1:00
 Tennessee at Minnesota 1:00
 N.Y. Jets at New England 4:05
 Dallas at Green Bay 4:15
 New Orleans at Oakland 4:15
 Seattle at Arizona 4:15

MONDAY, OCTOBER 25

Denver at Cincinnati 9:00

(OPEN DATE: Houston, Pittsburgh, San Francisco, Washington)

WEEK 8

SUNDAY, OCTOBER 31

Arizona at Buffalo 1:00
 Baltimore at Philadelphia 1:00
Cincinnati at Tennessee 1:00
 Detroit at Dallas 1:00
 Green Bay at Washington 1:00
 Indianapolis at Kansas City 1:00
 Jacksonville at Houston 1:00
 N.Y. Giants at Minnesota 1:00
 Atlanta at Denver 4:05
 Carolina at Seattle 4:05
 New England at Pittsburgh 4:15
 Oakland at San Diego 4:15
 San Francisco at Chicago 8:30

MONDAY, NOVEMBER 1

Miami at N.Y. Jets 9:00

(OPEN DATE: Cleveland, New Orleans, St. Louis, Tampa Bay)

WEEK 9

SUNDAY, NOVEMBER 7

Arizona at Miami 1:00
Dallas at Cincinnati 1:00
 Kansas City at Tampa Bay 1:00
 N.Y. Jets at Buffalo 1:00
 Oakland at Carolina 1:00
 Philadelphia at Pittsburgh 1:00
 Washington at Detroit 1:00
 Chicago at N.Y. Giants 4:05
 New Orleans at San Diego 4:05
 Seattle at San Francisco 4:05
 Houston at Denver 4:15
 New England at St. Louis 4:15
 Cleveland at Baltimore 8:30

MONDAY, NOVEMBER 8

Minnesota at Indianapolis 9:00

(OPEN DATE: Atlanta, Green Bay, Jacksonville, Tennessee)

WEEK 10

SUNDAY, NOVEMBER 14

Baltimore at N.Y. Jets 1:00
 Chicago at Tennessee 1:00
 Detroit at Jacksonville 1:00
 Houston at Indianapolis 1:00
 Kansas City at New Orleans 1:00
 Pittsburgh at Cleveland 1:00
 Seattle at St. Louis 1:00
 Tampa Bay at Atlanta 1:00
Cincinnati at Washington 4:05
 Carolina at San Francisco 4:15
 Minnesota at Green Bay 4:15
 N.Y. Giants at Arizona 4:15
 Buffalo at New England 8:30

MONDAY, NOVEMBER 15

Philadelphia at Dallas 9:00

(OPEN DATE: Denver, Miami, Oakland, San Diego)

WEEK 11

SUNDAY, NOVEMBER 21

Arizona at Carolina 1:00
 Dallas at Baltimore 1:00
 Denver at New Orleans 1:00
 Detroit at Minnesota 1:00
 Indianapolis at Chicago 1:00
 N.Y. Jets at Cleveland 1:00
Pittsburgh at Cincinnati 1:00
 St. Louis at Buffalo 1:00
 San Francisco at Tampa Bay 1:00
 Tennessee at Jacksonville 1:00
 Miami at Seattle 4:05
 San Diego at Oakland 4:05
 Atlanta at N.Y. Giants 4:15
 Washington at Philadelphia 4:15
 Green Bay at Houston 8:30

MONDAY, NOVEMBER 22

New England at Kansas City 9:00

(OPEN DATE: none)

WEEK 12

THURSDAY, NOVEMBER 25

Indianapolis at Detroit 12:30
 Chicago at Dallas 4:15

SUNDAY, NOVEMBER 28

Baltimore at New England 1:00
Cleveland at Cincinnati 1:00
 Jacksonville at Minnesota 1:00
 Philadelphia at N.Y. Giants 1:00
 San Diego at Kansas City 1:00
 Tampa Bay at Carolina 1:00
 Tennessee at Houston 1:00
 Washington at Pittsburgh 1:00
 New Orleans at Atlanta 4:05
 Buffalo at Seattle 4:15
 Miami at San Francisco 4:15
 N.Y. Jets at Arizona 4:15
 Oakland at Denver 8:30

MONDAY, NOVEMBER 29

St. Louis at Green Bay 9:00

(OPEN DATE: none)

(continued)

WEEK 13

SUNDAY, DECEMBER 5

Arizona at Detroit	1:00
Atlanta at Tampa Bay	1:00
Buffalo at Miami	1:00
Carolina at New Orleans	1:00
Cincinnati at Baltimore	1:00
Houston at N.Y. Jets	1:00
Minnesota at Chicago	1:00
New England at Cleveland	1:00
San Francisco at St. Louis	1:00
Tennessee at Indianapolis	1:00
Denver at San Diego	4:05
Kansas City at Oakland	4:05
Green Bay at Philadelphia	4:15
N.Y. Giants at Washington	4:15
Pittsburgh at Jacksonville	8:30

MONDAY, DECEMBER 6

Dallas at Seattle	9:00
-------------------	------

(OPEN DATE: none)

WEEK 14

SUNDAY, DECEMBER 12

Chicago at Jacksonville	1:00
Cincinnati at New England	1:00
Cleveland at Buffalo	1:00
Detroit at Green Bay	1:00
Indianapolis at Houston	1:00
New Orleans at Dallas	1:00
N.Y. Giants at Baltimore	1:00
Oakland at Atlanta	1:00
Seattle at Minnesota	1:00
Miami at Denver	4:05
N.Y. Jets at Pittsburgh	4:05
St. Louis at Carolina	4:15
San Francisco at Arizona	4:15
Tampa Bay at San Diego	4:15
Philadelphia at Washington	8:30

MONDAY, DECEMBER 13

Kansas City at Tennessee	9:00
--------------------------	------

(OPEN DATE: none)

WEEK 15

SATURDAY, DECEMBER 18

Pittsburgh at N.Y. Giants	1:30
Washington at San Francisco	5:00
Carolina at Atlanta	8:30

SUNDAY, DECEMBER 19

Buffalo at Cincinnati	1:00
Dallas at Philadelphia	1:00
Houston at Chicago	1:00
Jacksonville at Green Bay	1:00
Minnesota at Detroit	1:00
San Diego at Cleveland	1:00
Seattle at N.Y. Jets	1:00
New Orleans at Tampa Bay	4:05
St. Louis at Arizona	4:05
Denver at Kansas City	4:15
Tennessee at Oakland	4:15
Baltimore at Indianapolis	8:30

MONDAY, DECEMBER 20

New England at Miami	9:00
----------------------	------

(OPEN DATE: none)

WEEK 16

FRIDAY, DECEMBER 24

Green Bay at Minnesota	3:00
------------------------	------

SATURDAY, DECEMBER 25

Oakland at Kansas City	5:00
Denver at Tennessee	8:30

SUNDAY, DECEMBER 26

Atlanta at New Orleans	1:00
Baltimore at Pittsburgh	1:00
Carolina at Tampa	1:00
Chicago at Detroit	1:00
Houston at Jacksonville	1:00
N.Y. Giants at Cincinnati	1:00
San Diego at Indianapolis	1:00
Buffalo at San Francisco	4:05
New England at N.Y. Jets	4:05
Arizona at Seattle	4:15
Washington at Dallas	4:15
Cleveland at Miami	8:30

MONDAY, DECEMBER 27

Philadelphia at St. Louis	9:00
---------------------------	------

(OPEN DATE: none)

WEEK 17

SUNDAY, JANUARY 2

Cincinnati at Philadelphia	1:00
Cleveland at Houston	1:00
Detroit at Tennessee	1:00
Green Bay at Chicago	1:00
Miami at Baltimore	1:00
Minnesota at Washington	1:00
New Orleans at Carolina	1:00
N.Y. Jets at St. Louis	1:00
Pittsburgh at Buffalo	1:00
San Francisco at New England	1:00
Atlanta at Seattle	4:05
Tampa Bay at Arizona	4:05
Indianapolis at Denver	4:15
Jacksonville at Oakland	4:15
Kansas City at San Diego	4:15
Dallas at N.Y. Giants	8:30

(OPEN DATE: none)

POSTSEASON

SATURDAY & SUNDAY, JANUARY 8 & 9

AFC & NFC Wild Card Playoffs

SATURDAY & SUNDAY, JANUARY 15 & 16

AFC & NFC Divisional Playoffs

SUNDAY, JANUARY 23

AFC & NFC Championship Games

SUNDAY, FEBRUARY 6

Super Bowl XXXIX in Jacksonville, Florida

SUNDAY, FEBRUARY 13

AFC-NFC Pro Bowl in Honolulu, Hawaii

2004 NFL PRESEASON SCHEDULE (All times Eastern)

MONDAY, AUGUST 9

Pro Football Hall of Fame Game, Canton, Ohio	
Denver vs. Washington	8:00

WEEK 1

THURSDAY, AUGUST 12

Atlanta at Baltimore	8:00
Chicago at St. Louis	8:00

FRIDAY, AUGUST 13

Kansas City at N.Y. Giants	8:00
N.Y. Jets at New Orleans	8:00
Philadelphia at New England	8:00

SATURDAY, AUGUST 14

Cincinnati at Tampa Bay	7:00
Jacksonville at Miami	7:30
Pittsburgh at Detroit	7:30
Arizona at Minnesota	8:00
Carolina at Washington	8:00
Cleveland at Tennessee	8:00
Dallas at Houston	8:00
Oakland at San Francisco	8:00
Indianapolis at San Diego	10:00

SUNDAY, AUGUST 15

Denver at Buffalo	7:00
-------------------	------

MONDAY, AUGUST 16

Seattle at Green Bay	8:00
----------------------	------

WEEK 2

THURSDAY, AUGUST 19

N.Y. Giants at Carolina	8:00
-------------------------	------

FRIDAY, AUGUST 20

Minnesota at Atlanta	7:30
Tampa Bay at Jacksonville	7:30
Baltimore at Philadelphia	8:00

SATURDAY, AUGUST 21

Detroit at Cleveland	4:30
Tennessee at Buffalo	7:00
Houston at Pittsburgh	7:30
New England at Cincinnati	7:30
Washington at Miami	7:30
New Orleans at Green Bay	8:00
N.Y. Jets at Indianapolis	8:00
San Francisco at Chicago	8:30
Dallas at Oakland	9:00
Denver at Seattle	10:00
San Diego at Arizona	10:00

MONDAY, AUGUST 23

St. Louis at Kansas City	8:00
--------------------------	------

WEEK 3

THURSDAY, AUGUST 26

Pittsburgh at Philadelphia	8:00
----------------------------	------

FRIDAY, AUGUST 27

N.Y. Giants at N.Y. Jets	7:00
Green Bay at Jacksonville	8:00
San Francisco at Minnesota	8:00
Washington at St. Louis	8:00
New Orleans at Chicago	8:30
Houston at Denver	9:00
Seattle at San Diego	10:00

SATURDAY, AUGUST 28

Miami at Tampa Bay	7:00
Cincinnati at Atlanta	7:30
Buffalo at Indianapolis	8:00
Cleveland at Kansas City	8:00
Detroit at Baltimore	8:00
New England at Carolina	8:00
Oakland at Arizona	10:00

MONDAY, AUGUST 30

Tennessee at Dallas	8:00
---------------------	------

WEEK 4

THURSDAY, SEPTEMBER 2

Jacksonville at New England	6:45
Baltimore at N.Y. Giants	7:00
Carolina at Pittsburgh	7:00
Buffalo at Detroit	8:00
Kansas City at Dallas	8:00
Tampa Bay at Houston	8:00
Arizona at Denver	9:00
Minnesota at Seattle	9:00
St. Louis at Oakland	10:00
San Diego at San Francisco	11:00

FRIDAY, SEPTEMBER 3

Atlanta at Washington	7:00
Philadelphia at N.Y. Jets	7:00
Indianapolis at Cincinnati	7:30
Chicago at Cleveland	8:00
Green Bay at Tennessee	8:00
Miami at New Orleans	8:00

2003 AFC TEAM-BY-TEAM SCORES

BALTIMORE RAVENS

Sept. 7	at Pittsburgh	15-34
Sept. 14	CLEVELAND	33-13
Sept. 21	at San Diego	24-10
Sept. 28	KANSAS CITY	10-17
Oct. 12	at Arizona	26-18
Oct. 19	at Cincinnati	26-34
Oct. 26	DENVER	26-6
Nov. 2	JACKSONVILLE	24-17
Nov. 9	at St. Louis	22-33
Nov. 16	at Miami (OT)	6-9
Nov. 23	SEATTLE (OT)	44-41
Nov. 30	SAN FRANCISCO	44-6
Dec. 7	CINCINNATI	31-13
Dec. 14	at Oakland	12-20
Dec. 21	at Cleveland	35-0
Dec. 28	PITTSBURGH (OT)	13-10

BUFFALO BILLS

Sept. 7	NEW ENGLAND	31-0
Sept. 14	at Jacksonville	38-17
Sept. 21	at Miami	7-17
Sept. 28	PHILADELPHIA	13-23
Oct. 5	CINCINNATI (OT)	22-16
Oct. 12	at New York Jets	3-30
Oct. 19	WASHINGTON	24-7
Oct. 26	at Kansas City	5-38
Nov. 9	at Dallas	6-10
Nov. 16	HOUSTON	10-12
Nov. 23	INDIANAPOLIS	14-17
Nov. 30	at New York Giants	24-7
Dec. 7	NEW YORK JETS	17-6
Dec. 14	at Tennessee	26-28
Dec. 21	MIAMI	3-20
Dec. 27	at New England	0-31

CINCINNATI BENGALS

Sept. 7	DENVER	10-30
Sept. 14	at Oakland	20-23
Sept. 21	PITTSBURGH	10-17
Sept. 28	at Cleveland	21-14
Oct. 5	at Buffalo (OT)	16-22
Oct. 19	BALTIMORE	34-26
Oct. 26	SEATTLE	27-24
Nov. 2	at Arizona	14-17
Nov. 9	HOUSTON	34-27
Nov. 16	KANSAS CITY	24-19
Nov. 23	at San Diego	34-27
Nov. 30	at Pittsburgh	24-20
Dec. 7	at Baltimore	13-31
Dec. 14	SAN FRANCISCO	41-38
Dec. 21	at St. Louis	10-27
Dec. 28	CLEVELAND	14-22

CLEVELAND BROWNS

Sept. 7	INDIANAPOLIS	6-9
Sept. 14	at Baltimore	13-33
Sept. 21	at San Francisco	13-12
Sept. 28	CINCINNATI	14-21
Oct. 5	at Pittsburgh	33-13
Oct. 12	OAKLAND	13-7
Oct. 19	SAN DIEGO	20-26
Oct. 26	at New England	3-9
Nov. 9	at Kansas City	20-41
Nov. 16	ARIZONA	44-6
Nov. 23	PITTSBURGH	6-13
Nov. 30	at Seattle	7-34
Dec. 8	ST. LOUIS	20-26
Dec. 14	at Denver (OT)	20-23
Dec. 21	BALTIMORE	0-35
Dec. 28	at Cincinnati	22-14

DENVER BRONCOS

Sept. 7	at Cincinnati	30-10
Sept. 14	at San Diego	37-13
Sept. 22	OAKLAND	31-10
Sept. 28	DETROIT	20-16
Oct. 5	at Kansas City	23-24
Oct. 12	PITTSBURGH	17-14
Oct. 19	at Minnesota	20-28
Oct. 26	at Baltimore	6-26
Nov. 3	NEW ENGLAND	26-30
Nov. 16	SAN DIEGO	37-8
Nov. 23	CHICAGO	10-19
Nov. 30	at Oakland	22-8
Dec. 7	KANSAS CITY	45-27
Dec. 14	CLEVELAND (OT)	23-20
Dec. 21	at Indianapolis	31-17
Dec. 28	at Green Bay	3-31

HOUSTON TEXANS

Sept. 7	at Miami	21-20
Sept. 14	at New Orleans	10-31
Sept. 21	KANSAS CITY	14-42
Sept. 28	JACKSONVILLE	24-20
Oct. 12	at Tennessee	17-38
Oct. 19	NEW YORK JETS	14-19
Oct. 26	at Indianapolis	21-30
Nov. 2	CAROLINA	14-10
Nov. 9	at Cincinnati	27-34
Nov. 16	at Buffalo	12-10
Nov. 23	NEW ENGLAND (OT)	20-23
Nov. 30	ATLANTA	17-13
Dec. 7	at Jacksonville	0-27
Dec. 14	at Tampa Bay	3-16
Dec. 21	TENNESSEE	24-27
Dec. 28	INDIANAPOLIS	17-20

INDIANAPOLIS COLTS

Sept. 7	at Cleveland	9-6
Sept. 14	TENNESSEE	33-7
Sept. 21	JACKSONVILLE	23-13
Sept. 28	at New Orleans	55-21
Oct. 6	at Tampa Bay (OT)	38-35
Oct. 12	CAROLINA (OT)	20-23
Oct. 26	HOUSTON	30-21
Nov. 2	at Miami	23-17
Nov. 9	at Jacksonville	23-28
Nov. 16	NEW YORK JETS	38-31
Nov. 23	at Buffalo	17-14
Nov. 30	NEW ENGLAND	34-38
Dec. 7	at Tennessee	29-27
Dec. 14	ATLANTA	38-7
Dec. 21	DENVER	17-31
Dec. 28	at Houston	20-17

JACKSONVILLE JAGUARS

Sept. 7	at Carolina	23-24
Sept. 14	BUFFALO	17-38
Sept. 21	at Indianapolis	13-23
Sept. 28	at Houston	20-24
Oct. 5	SAN DIEGO	27-21
Oct. 12	MIAMI	10-24
Oct. 26	TENNESSEE	17-30
Nov. 2	at Baltimore	17-24
Nov. 9	INDIANAPOLIS	28-23
Nov. 16	at Tennessee	3-10
Nov. 23	at New York Jets	10-13
Nov. 30	TAMPA BAY	17-10
Dec. 7	HOUSTON	27-20
Dec. 14	at New England	13-27
Dec. 21	NEW ORLEANS	20-19
Dec. 28	at Atlanta	14-21

2003 AFC TEAM-BY-TEAM SCORES

KANSAS CITY CHIEFS

Sept. 7	SAN DIEGO	27-14
Sept. 14	PITTSBURGH	41-20
Sept. 21	at Houston	42-14
Sept. 28	at Baltimore	17-10
Oct. 5	DENVER	24-23
Oct. 12	at Green Bay (OT)	40-34
Oct. 20	at Oakland	17-10
Oct. 26	BUFFALO	38-5
Nov. 9	CLEVELAND	41-20
Nov. 16	at Cincinnati	19-24
Nov. 23	OAKLAND	27-24
Nov. 30	at San Diego	28-24
Dec. 7	at Denver	27-45
Dec. 14	DETROIT	45-17
Dec. 20	at Minnesota	20-45
Dec. 28	CHICAGO	31-3

MIAMI DOLPHINS

Sept. 7	HOUSTON	20-21
Sept. 14	at New York Jets	21-10
Sept. 21	BUFFALO	17-7
Oct. 5	at New York Giants	23-10
Oct. 12	at Jacksonville	24-10
Oct. 19	NEW ENGLAND (OT)	13-19
Oct. 27	at San Diego	26-10
Nov. 2	INDIANAPOLIS	17-23
Nov. 9	at Tennessee	7-31
Nov. 16	BALTIMORE (OT)	9-6
Nov. 23	WASHINGTON	24-23
Nov. 27	at Dallas	40-21
Dec. 7	at New England	0-12
Dec. 15	PHILADELPHIA	27-34
Dec. 21	at Buffalo	20-3
Dec. 28	NEW YORK JETS	23-21

NEW ENGLAND PATRIOTS

Sept. 7	at Buffalo	0-31
Sept. 14	at Philadelphia	31-10
Sept. 21	NEW YORK JETS	23-16
Sept. 28	at Washington	17-20
Oct. 5	TENNESSEE	38-30
Oct. 12	NEW YORK GIANTS	17-6
Oct. 19	at Miami (OT)	19-13
Oct. 26	CLEVELAND	9-3
Nov. 3	at Denver	30-26
Nov. 16	DALLAS	12-0
Nov. 23	at Houston (OT)	23-20
Nov. 30	at Indianapolis	38-34
Dec. 7	MIAMI	12-0
Dec. 14	JACKSONVILLE	27-13
Dec. 20	at New York Jets	21-16
Dec. 27	BUFFALO	31-10

NEW YORK JETS

Sept. 4	at Washington	13-16
Sept. 14	MIAMI	10-21
Sept. 21	at New England	16-23
Sept. 28	DALLAS	6-17
Oct. 12	BUFFALO	30-3
Oct. 19	at Houston	19-14
Oct. 26	at Philadelphia	17-24
Nov. 2	NEW YORK GIANTS (OT)	28-31
Nov. 9	at Oakland (OT)	27-24
Nov. 16	at Indianapolis	31-38
Nov. 23	JACKSONVILLE	13-10
Dec. 1	TENNESSEE	24-17
Dec. 7	at Buffalo	6-17
Dec. 14	PITTSBURGH	6-0
Dec. 20	NEW ENGLAND	16-21
Dec. 28	at Miami	21-23

OAKLAND RAIDERS

Sept. 7	at Tennessee	20-25
Sept. 14	CINCINNATI	23-20
Sept. 22	at Denver	10-31
Sept. 28	SAN DIEGO (OT)	34-31
Oct. 5	at Chicago	21-24
Oct. 12	at Cleveland	7-13
Oct. 20	KANSAS CITY	10-17
Nov. 2	at Detroit	13-23
Nov. 9	NEW YORK JETS (OT)	24-27
Nov. 16	MINNESOTA	28-18
Nov. 23	at Kansas City	24-27
Nov. 30	DENVER	8-22
Dec. 7	at Pittsburgh	7-27
Dec. 14	BALTIMORE	20-12
Dec. 22	GREEN BAY	7-41
Dec. 28	at San Diego	14-21

PITTSBURGH STEELERS

Sept. 7	BALTIMORE	34-15
Sept. 14	at Kansas City	20-41
Sept. 21	at Cincinnati	17-10
Sept. 28	TENNESSEE	13-30
Oct. 5	CLEVELAND	13-33
Oct. 12	at Denver	14-17
Oct. 26	ST. LOUIS	21-33
Nov. 2	at Seattle	16-23
Nov. 9	ARIZONA	28-15
Nov. 17	at San Francisco	14-30
Nov. 23	at Cleveland	13-6
Nov. 30	CINCINNATI	20-24
Dec. 7	OAKLAND	27-7
Dec. 14	at New York Jets	0-6
Dec. 21	SAN DIEGO	40-24
Dec. 28	at Baltimore (OT)	10-13

SAN DIEGO CHARGERS

Sept. 7	at Kansas City	14-27
Sept. 14	DENVER	13-37
Sept. 21	BALTIMORE	10-24
Sept. 28	at Oakland (OT)	31-34
Oct. 5	at Jacksonville	21-27
Oct. 19	at Cleveland	26-20
Oct. 27	MIAMI	10-26
Nov. 2	at Chicago	7-20
Nov. 9	MINNESOTA	42-28
Nov. 16	at Denver	6-37
Nov. 23	CINCINNATI	27-34
Nov. 30	KANSAS CITY	24-28
Dec. 7	at Detroit	14-7
Dec. 14	GREEN BAY	21-38
Dec. 21	at Pittsburgh	24-40
Dec. 28	OAKLAND	21-14

TENNESSEE TITANS

Sept. 7	OAKLAND	25-20
Sept. 14	at Indianapolis	7-33
Sept. 21	NEW ORLEANS	27-12
Sept. 28	at Pittsburgh	30-13
Oct. 5	at New England	30-38
Oct. 12	HOUSTON	38-17
Oct. 19	at Carolina	37-17
Oct. 26	at Jacksonville	30-17
Nov. 9	MIAMI	31-7
Nov. 16	JACKSONVILLE	10-3
Nov. 23	at Atlanta	38-31
Dec. 1	at New York Jets	17-24
Dec. 7	INDIANAPOLIS	27-29
Dec. 14	BUFFALO	28-26
Dec. 21	at Houston	27-24
Dec. 28	TAMPA BAY	33-13

2003 NFC TEAM-BY-TEAM SCORES

ARIZONA CARDINALS

Sept. 7	at Detroit	24-42
Sept. 14	SEATTLE	0-38
Sept. 21	GREEN BAY	20-13
Sept. 28	at St. Louis	13-37
Oct. 5	at Dallas	7-24
Oct. 12	BALTIMORE	18-26
Oct. 26	SAN FRANCISCO (OT)	16-13
Nov. 2	CINCINNATI	17-14
Nov. 9	at Pittsburgh	15-28
Nov. 16	at Cleveland	6-44
Nov. 23	ST. LOUIS (OT)	27-30
Nov. 30	at Chicago	3-28
Dec. 7	at San Francisco	14-50
Dec. 14	CAROLINA	17-20
Dec. 21	at Seattle	10-28
Dec. 28	MINNESOTA	18-17

ATLANTA FALCONS

Sept. 7	at Dallas	27-13
Sept. 14	WASHINGTON	31-33
Sept. 21	TAMPA BAY	10-31
Sept. 28	at Carolina	3-23
Oct. 5	MINNESOTA	26-39
Oct. 13	at St. Louis	0-36
Oct. 19	NEW ORLEANS	17-45
Nov. 2	PHILADELPHIA	16-23
Nov. 9	at New York Giants	27-7
Nov. 16	at New Orleans (OT)	20-23
Nov. 23	TENNESSEE	31-38
Nov. 30	at Houston	13-17
Dec. 7	CAROLINA (OT)	20-14
Dec. 14	at Indianapolis	7-38
Dec. 20	at Tampa Bay	30-28
Dec. 28	JACKSONVILLE	21-14

CAROLINA PANTHERS

Sept. 7	JACKSONVILLE	24-23
Sept. 14	at Tampa Bay (OT)	12-9
Sept. 28	ATLANTA	23-3
Oct. 5	NEW ORLEANS	19-13
Oct. 12	at Indianapolis (OT)	23-20
Oct. 19	TENNESSEE	17-37
Oct. 26	at New Orleans (OT)	23-20
Nov. 2	at Houston	10-14
Nov. 9	TAMPA BAY	27-24
Nov. 16	WASHINGTON	20-17
Nov. 23	at Dallas	20-24
Nov. 30	PHILADELPHIA	16-25
Dec. 7	at Atlanta (OT)	14-20
Dec. 14	at Arizona	20-17
Dec. 21	DETROIT	20-14
Dec. 28	at New York Giants	37-24

CHICAGO BEARS

Sept. 7	at San Francisco	7-49
Sept. 14	at Minnesota	13-24
Sept. 29	GREEN BAY	23-38
Oct. 5	OAKLAND	24-21
Oct. 12	at New Orleans	13-20
Oct. 19	at Seattle	17-24
Oct. 26	DETROIT	24-16
Nov. 2	SAN DIEGO	20-7
Nov. 9	at Detroit	10-12
Nov. 16	ST. LOUIS	21-23
Nov. 23	at Denver	19-10
Nov. 30	ARIZONA	28-3
Dec. 7	at Green Bay	21-34
Dec. 14	MINNESOTA	13-10
Dec. 21	WASHINGTON	27-24
Dec. 28	at Kansas City	3-31

DALLAS COWBOYS

Sept. 7	ATLANTA	13-27
Sept. 15	at New York Giants (OT)	35-32
Sept. 28	at New York Jets	17-6
Oct. 5	ARIZONA	24-7
Oct. 12	PHILADELPHIA	23-21
Oct. 19	at Detroit	38-7
Oct. 26	at Tampa Bay	0-16
Nov. 2	WASHINGTON	21-14
Nov. 9	BUFFALO	10-6
Nov. 16	at New England	0-12
Nov. 23	CAROLINA	24-20
Nov. 27	MIAMI	21-40
Dec. 7	at Philadelphia	10-36
Dec. 14	at Washington	27-0
Dec. 21	NEW YORK GIANTS	19-3
Dec. 28	at New Orleans	7-13

DETROIT LIONS

Sept. 7	ARIZONA	42-24
Sept. 14	at Green Bay	6-31
Sept. 21	MINNESOTA	13-23
Sept. 28	at Denver	16-20
Oct. 5	at San Francisco	17-24
Oct. 19	DALLAS	7-38
Oct. 26	at Chicago	16-24
Nov. 2	OAKLAND	23-13
Nov. 9	CHICAGO	12-10
Nov. 16	at Seattle	14-35
Nov. 23	at Minnesota	14-24
Nov. 27	GREEN BAY	22-14
Dec. 7	SAN DIEGO	7-14
Dec. 14	at Kansas City	17-45
Dec. 21	at Carolina	14-20
Dec. 28	ST. LOUIS	30-20

GREEN BAY PACKERS

Sept. 7	MINNESOTA	25-30
Sept. 14	DETROIT	31-6
Sept. 21	at Arizona	13-20
Sept. 29	at Chicago	38-23
Oct. 5	SEATTLE	35-13
Oct. 12	KANSAS CITY (OT)	34-40
Oct. 19	at St. Louis	24-34
Nov. 2	at Minnesota	30-27
Nov. 10	PHILADELPHIA	14-17
Nov. 16	at Tampa Bay	20-13
Nov. 23	SAN FRANCISCO	20-10
Nov. 27	at Detroit	14-22
Dec. 7	CHICAGO	34-21
Dec. 14	at San Diego	38-21
Dec. 22	at Oakland	41-7
Dec. 28	DENVER	31-3

MINNESOTA VIKINGS

Sept. 7	at Green Bay	30-25
Sept. 14	CHICAGO	24-13
Sept. 21	at Detroit	23-13
Sept. 28	SAN FRANCISCO	35-7
Oct. 5	at Atlanta	39-26
Oct. 19	DENVER	28-20
Oct. 26	NEW YORK GIANTS	17-29
Nov. 2	GREEN BAY	27-30
Nov. 9	at San Diego	28-42
Nov. 16	at Oakland	18-28
Nov. 23	DETROIT	24-14
Nov. 30	at St. Louis	17-48
Dec. 7	SEATTLE	34-7
Dec. 14	at Chicago	10-13
Dec. 20	KANSAS CITY	45-20
Dec. 28	at Arizona	17-18

2003 NFC TEAM-BY-TEAM SCORES

NEW ORLEANS SAINTS

Sept. 7	at Seattle	10-27
Sept. 14	HOUSTON	31-10
Sept. 21	at Tennessee	12-27
Sept. 28	INDIANAPOLIS	21-55
Oct. 5	at Carolina	13-19
Oct. 12	CHICAGO	20-13
Oct. 19	at Atlanta	45-17
Oct. 26	CAROLINA (OT)	20-23
Nov. 2	at Tampa Bay	17-14
Nov. 16	ATLANTA (OT)	23-20
Nov. 23	at Philadelphia	20-33
Nov. 30	at Washington	24-20
Dec. 7	TAMPA BAY	7-14
Dec. 14	NEW YORK GIANTS	45-7
Dec. 21	at Jacksonville	19-20
Dec. 28	DALLAS	13-7

NEW YORK GIANTS

Sept. 7	ST. LOUIS	23-13
Sept. 15	DALLAS (OT)	32-35
Sept. 21	at Washington (OT)	24-21
Oct. 5	MIAMI	10-23
Oct. 12	at New England	6-17
Oct. 19	PHILADELPHIA	10-14
Oct. 26	at Minnesota	29-17
Nov. 2	at New York Jets (OT)	31-28
Nov. 9	ATLANTA	7-27
Nov. 16	at Philadelphia	10-28
Nov. 24	at Tampa Bay	13-19
Nov. 30	BUFFALO	7-24
Dec. 7	WASHINGTON	7-20
Dec. 14	at New Orleans	7-45
Dec. 21	at Dallas	3-19
Dec. 28	CAROLINA	24-37

PHILADELPHIA EAGLES

Sept. 8	TAMPA BAY	0-17
Sept. 14	NEW ENGLAND	10-31
Sept. 28	at Buffalo	23-13
Oct. 5	WASHINGTON	27-25
Oct. 12	at Dallas	21-23
Oct. 19	at New York Giants	14-10
Oct. 26	NEW YORK JETS	24-17
Nov. 2	at Atlanta	23-16
Nov. 10	at Green Bay	17-14
Nov. 16	NEW YORK GIANTS	28-10
Nov. 23	NEW ORLEANS	33-20
Nov. 30	at Carolina	25-16
Dec. 7	DALLAS	36-10
Dec. 15	at Miami	34-27
Dec. 21	SAN FRANCISCO (OT)	28-31
Dec. 27	at Washington	31-7

ST. LOUIS RAMS

Sept. 7	at New York Giants	13-23
Sept. 14	SAN FRANCISCO (OT)	27-24
Sept. 21	at Seattle	23-24
Sept. 28	ARIZONA	37-13
Oct. 13	ATLANTA	36-0
Oct. 19	GREEN BAY	34-24
Oct. 26	at Pittsburgh	33-21
Nov. 2	at San Francisco	10-30
Nov. 9	BALTIMORE	33-22
Nov. 16	at Chicago	23-21
Nov. 23	at Arizona (OT)	30-27
Nov. 30	MINNESOTA	48-17
Dec. 8	at Cleveland	26-20
Dec. 14	SEATTLE	27-22
Dec. 21	CINCINNATI	27-10
Dec. 28	at Detroit	20-30

SAN FRANCISCO 49ERS

Sept. 7	CHICAGO	49-7
Sept. 14	at St. Louis (OT)	24-27
Sept. 21	CLEVELAND	12-13
Sept. 28	at Minnesota	7-35
Oct. 5	DETROIT	24-17
Oct. 12	at Seattle	19-20
Oct. 19	TAMPA BAY	24-7
Oct. 26	at Arizona (OT)	13-16
Nov. 2	ST. LOUIS	30-10
Nov. 17	PITTSBURGH	30-14
Nov. 23	at Green Bay	10-20
Nov. 30	at Baltimore	6-44
Dec. 7	ARIZONA	50-14
Dec. 14	at Cincinnati	38-41
Dec. 21	at Philadelphia (OT)	31-28
Dec. 27	SEATTLE	17-24

SEATTLE SEAHAWKS

Sept. 7	NEW ORLEANS	27-10
Sept. 14	at Arizona	38-0
Sept. 21	ST. LOUIS	24-23
Oct. 5	at Green Bay	13-35
Oct. 12	SAN FRANCISCO	20-19
Oct. 19	CHICAGO	24-17
Oct. 26	at Cincinnati	24-27
Nov. 2	PITTSBURGH	23-16
Nov. 9	at Washington	20-27
Nov. 16	DETROIT	35-14
Nov. 23	at Baltimore (OT)	41-44
Nov. 30	CLEVELAND	34-7
Dec. 7	at Minnesota	7-34
Dec. 14	at St. Louis	22-27
Dec. 21	ARIZONA	28-10
Dec. 27	at San Francisco	24-17

TAMPA BAY BUCCANEERS

Sept. 8	at Philadelphia	17-0
Sept. 14	CAROLINA (OT)	9-12
Sept. 21	at Atlanta	31-10
Oct. 6	INDIANAPOLIS (OT)	35-38
Oct. 12	at Washington	35-13
Oct. 19	at San Francisco	7-24
Oct. 26	DALLAS	16-0
Nov. 2	NEW ORLEANS	14-17
Nov. 9	at Carolina	24-27
Nov. 16	GREEN BAY	13-20
Nov. 24	NEW YORK GIANTS	19-13
Nov. 30	at Jacksonville	10-17
Dec. 7	at New Orleans	14-7
Dec. 14	HOUSTON	16-3
Dec. 20	ATLANTA	28-30
Dec. 28	at Tennessee	13-33

WASHINGTON REDSKINS

Sept. 4	NEW YORK JETS	16-13
Sept. 14	at Atlanta	33-31
Sept. 21	NEW YORK GIANTS (OT)	21-24
Sept. 28	NEW ENGLAND	20-17
Oct. 5	at Philadelphia	25-27
Oct. 12	TAMPA BAY	13-35
Oct. 19	at Buffalo	7-24
Nov. 2	at Dallas	14-21
Nov. 9	SEATTLE	27-20
Nov. 16	at Carolina	17-20
Nov. 23	at Miami	23-24
Nov. 30	NEW ORLEANS	20-24
Dec. 7	at New York Giants	20-7
Dec. 14	DALLAS	0-27
Dec. 21	at Chicago	24-27
Dec. 27	PHILADELPHIA	7-31

GLOSSARY OF MEDICAL TERMS

A-C Joint—Acromioclavicular joint; joint of the shoulder where acromion process (of the scapula) and the distal end of the clavicle meet; most shoulder separations occur at this point.

ACL—see Anterior Cruciate Ligament.

ATC—Athletic Trainer Certified; athletic trainers with this designation have passed the certification exam administered by the NATA.

Abductor—Any muscle which moves a body part away from the midline of the body.

Achilles Tendon—The tendon at the back of the heel connecting the calf muscles to the heel bone.

Anabolic Steroids—Testosterone, or a steroid hormone resembling testosterone, that stimulates growth in the body as a whole.

Anaerobic—Exercise without the use of oxygen as an energy source; short bursts of vigorous exercise at sprint-like intensities.

Anterior—In front of; the front surface.

Anterior Cruciate Ligament (ACL)—Ligament of knee attaching to anterior tibial plateau and posterior medial aspect of femoral condyle. It provides stability in keeping the lower leg from coming forward.

Anti-Inflammatory—Any agent which prevents inflammation (such as aspirin or ibuprofen).

Arthrogram—X-ray technique for joints using air and/or dye injected in affected area (to show torn cartilage or rotator cuff tears).

Arthroscope—An instrument used for visualization of the interior of a joint cavity; sometimes referred to as "scope."

Arthroscopy—Examination of the internal structures of a joint by means of surgical viewing apparatus (arthroscope) inserted into the joint.

Aspiration—The withdrawal of fluids from a body cavity by means of a suction or siphonage apparatus (syringe).

Atrophy—To shrivel or shrink from disuse, as in muscular atrophy.

Avulsion—A tearing away forcibly of a part or structure.

Biceps—Muscle on the front of the upper arm responsible for flexing the elbow.

Brachial Plexus—Network of nerves originating from the lower cervical and upper thoracic vertebrae that neurologically innervates the shoulder and arm.

Burner—Common term for brachial plexus trauma in the neck. Usually results in burning or tingling sensation into the shoulder or arm when the neck is forced beyond the normal range of motion.

CT Scan (Computerized Tomography)—Use of computed radiographic equipment to get a cross sectional image of an anatomical area. Is best to visualize bony structures. It is also referred to as a CAT scan.

Calcaneus—The heel bone.

Capsule—An enclosing structure which surrounds the joint and contains ligaments which stabilize that joint.

Cartilage—Smooth, slippery substance preventing two ends of bones from rubbing together and grating.

Charley Horse—A bruise to the quadriceps resulting from a direct blow to the front of the thigh, characterized by intramuscular bleeding. No other injury should be called a charley horse.

Chondromalacia—A roughening of the cartilage surface. Best known for the roughening of the underside of the kneecap.

Clavicle—The collar bone.

Concussion—A trauma-related injury to the head usually resulting in excessive forces being rapidly applied to the head and/or cervical spine. This injury is usually due to a blow to the head from the ground or opposing player. This injury is graded as mild, moderate or severe depending on severity of changes of consciousness, memory and/or equilibrium.

Congenital—Existing before birth; to be born with.

Contusion—An injury to the muscles and tissues caused by a blow from a blunt object.

Cortisone—An anti-inflammatory medication.

Costochondral—The cartilage that separates the bones within the rib cage.

Cyst—Abnormal sac containing liquid or semisolid matter.

Dehydration—Condition resulting from excessive loss of body fluid, where fluid output exceeds fluid intake. Symptoms usually arise when fluid loss is in excess of 2 percent of the person's body weight.

Deltoids—Muscles at top of arm, just below shoulder.

Disc—A flat, round-like, plate structure usually referring to cartilage between vertebrae.

Dislocation—Complete displacement of joint surfaces.

EMG—Electromyogram test to check nerve function.

Edema—Accumulation of fluid in organs and tissues of the body (swelling).

Effusion—Accumulation of fluid, or the fluid itself, in various spaces in the body. Commonly found in the knee following injury.

Epicondylitis—Inflammation in the elbow due to overuse of either the flexor or extensor muscles attaching to the medial or lateral epicondyle of the humerus.

Etiology—Study of the causes of injury and disease.

Eversion—Turning outward.

Fascia—A connective tissue sheath consisting of fibrous tissue and fat which unites the skin to the underlying tissues.

Femur—Thigh bone.

Fibula—The smaller of the two bones in the lower leg, located to the outside.

Fracture—Breach in continuity of a bone. Types of fractures include simple, compound, comminuted, greenstick, incomplete, impacted, longitudinal, oblique, stress or transverse.

Glenohumeral—The shoulder socket, containing the glenoid, the humeral head and the labrum.

Groin—The upper and inner thigh where the adductor muscles originate that are responsible for moving the leg in an inward or adduction direction.

Hamstring—Muscle running from the buttocks to behind the knee. Often injured as a result of improper conditioning or lack of muscle flexibility. Muscle responsible for flexing the knee joint.

Heat Cramps—Painful muscle spasms of arms or legs, likely caused by depletion of fluids and electrolytes.

Heat Exhaustion—An effect of excessive exposure to heat, marked by abnormally high body temperature, dehydration, dizziness, headache and sometimes nausea.

Heat Stroke—Condition of rapidly rising internal body temperature that overwhelms the nervous system's mechanisms for release of heat.

Hematoma—A tumor-like mass produced by an accumulation of coagulated blood in a cavity.

High "Interosseous" Ankle Sprain—An injury to the Interosseous membrane, which is the fibrous tissue that stabilizes the two bones of the shin (tibia and fibula). This injury is usually due to excessive ankle rotation along with accompanied trauma to the ligamentous structures of the ankle joint.

Hip Pointer—Contusion to the iliac crest.

Humerus—Bone of the upper arm.

Hyperextension—Extreme extension, or straightening, of a limb or body part.

Impingement Syndrome—Pinching together of the supraspinatus muscle and other soft tissue in the shoulder, which is common in throwing.

Inferior—Lower, beneath, toward the bottom.

Itis—Suffix connoting inflammation (e.g. tendinitis, bursitis).

LCL—see Lateral Collateral Ligament.

Lateral—To the outside of the body.

Lateral Collateral Ligament (LCL)—Ligament of knee attaching lateral femoral condyle to the fibula head. It provides lateral stability to the knee.

Lesion—Wound, injury or tumor.

Ligament—Band of fibrous tissue that connects bone to bone or bone to cartilage and supports and strengthens joints.

Lumbosacral—Region of low back comprised of lumbar and sacral spine.

MCL—see Medial Collateral Ligament.

Magnetic Resonance Imaging (MRI)—Provides highly detailed pictures of the body's interior, using magnetic fields. It is especially useful in athletic injuries to visualize soft tissues such as ligaments and tendons.

Medial—Pertaining to or near the middle.

Medial Collateral Ligament (MCL)—Ligament of knee attaching to medial femoral condyle and to medial tibia. It provides medial stability to the knee.

Meniscectomy—An intra-articular procedure at the knee by which meniscus (fibrocartilage) is removed surgically.

Meniscus—Crescent-shaped cartilage of the knee located between the femur and the tibia bones.

Metacarpals—Five long bones of hand, just below fingers.

Metatarsals—Five long bones of foot, just below toes.

NATA—National Athletic Trainers' Association. The certifying and governing body of the athletic training profession, as approved by the National Commission for Health Certifying Agencies.

Neuritis—Inflammation of a nerve.

Orthotic—Any device applied to or around the body in the care of physical impairment or disability, commonly used to control foot mechanics.

PCL—see Posterior Cruciate Ligament.

PFATS—Professional Football Athletic Trainers Society; governing body of the athletic training profession, as approved by the National Commission for Health Certifying Agencies.

Patella—The kneecap.

Pectorals—Chest muscles beneath breast, leading up to shoulder.

Plantar Fascia—The tight band of muscle and connective tissue beneath the arch of the foot.

Plica—A fold of tissue in the joint capsule and a common result of knee injury.

Posterior—At the back part, or rear of the body.

Posterior Cruciate Ligament (PCL)—Ligament of the knee attaching to posterior tibial plateau and anterior lateral aspect of femoral condyle. It provides stability in keeping the lower leg from going backward.

Progressive Resistance Exercise (PRE)—An approach to exercise whereby the load or resistance to the muscle is applied by some mechanical means and is quantitatively and progressively increased over time.

Proximal—Near the source, nearest any point being described.

Quadriceps (Quads)—The four powerful muscles in the front of the thigh, responsible for extending the knee joint.

Radius—Forearm bone on thumb side.

Reconstruction—Surgical rebuilding of an injured joint.

Referred Pain—Pain felt in undamaged area of body away from actual injury.

Rehydration—Restoration of body fluids.

Resect—To cut off, or cut out, a portion of a structure or organ.

Retraction—The moving of tissue to expose a part or structure of the body.

Rotator Cuff—Comprised of four muscles in the shoulder area: supraspinatus, infraspinatus, teres minor and subscapularis. Often irritated by overuse.

S-C Joint—Sternoclavicular joint; articulation between the sternum and the clavicle.

Sacroiliac—Relating to the juncture of the hip bone and lower part of the spine.

Scapula—The shoulder blade.

Sciatic Nerve—Largest nerve in body located in back of leg which controls most of its function.

Sciatica—Irritation of the sciatic nerve, resulting in pain or tingling running down the inside of the leg.

Sesamoid Bones—Lies within and adds strength to tendons as they cover bony surface. The most commonly known is the kneecap.

Shin Splint—A catch-all syndrome describing pain either in the front of the lower leg or on the inner aspect of the leg.

Shoulder Separation—Refers to a sprain of the A-C joint where the tip of the clavicle may be elevated from its normal position of attachment on the acromion process.

Sprain—A joint injury. A violent twisting, stretching, pulling or tearing of a ligament.

1st Degree—A stretching but no tear of a ligament. Athlete may be able to continue to play or usually return to play in a few days.

2nd Degree—A partial tear of a ligament. Bracing may be required. Athlete will usually miss one to four weeks.

3rd Degree—A complete tear of a ligament. Depending upon ligament involved, bracing or even surgery may be required. Athlete is usually out from three weeks up to 12 months depending upon course of treatment.

Stenosis—Narrowing or shrinking of a passageway, as in spinal stenosis, where the bony openings or space for the spinal cord or nerve roots may be constricted.

Stinger—Common term for brachial plexus trauma in the neck.

Strain—A muscle injury. The stretching, pulling or twisting of a muscle or tendon.

1st Degree—A stretching but no tear of a muscle or tendon. Athlete may be able to continue to play or usually return to play in a few days.

2nd Degree—A partial tear of a muscle or tendon. Athlete will usually miss one to four weeks.

3rd Degree—A complete tear of a muscle or tendon. Depending upon muscle or tendon involved, surgery may be required. Athlete is usually out from six weeks up to six months.

Stress Fracture—A hair-line type of break in bone caused by overuse.

Stress X-Ray—A continual x-ray taken when a portion of the body is stressed to its maximum to see if the ligaments are intact.

Subluxation—Partial dislocation of a joint. Term usually implies that joint can return to normal position without formal reduction.

Tendinitis—Inflammation of the tendon and/or tendon sheath, often caused by chronic overuse and/or sudden injury.

Tendon—Fibrous tissue that connects muscles to other structures.

Tibia—Larger of the two bones in lower leg; weight-bearing bone.

Trachea—The windpipe.

Trapezius—A flat triangular muscle covering the posterior surface of the neck and shoulder.

Triceps—Muscle of the posterior upper arm, opposite the biceps, that extends the elbow.

Turf Burn—Abrasion resulting from contact with artificial turf in which one or more layers of skin are removed.

Turf Toe—Sprain of the metatarsophalangeal (MTP) joint of the great toe.

Ulna—One of two bones in forearm; extends from point of elbow and found on outer (little finger) side.

Ulnar Nerve—Nerve of the medial elbow, commonly known as the "funny bone," which is irritated from excessive or repeated trauma.

Valgus—Angulation outward and away from the midline of the body.

Varus—Angulation inward and toward the midline of the body.

Glossary of Medical Terms excerpted from the Professional Football Athletic Trainers Society (PFATS) Media Guide.

NFL PUBLIC RELATIONS CONTACTS



National Football League, 280 Park Ave., New York, NY 10017. Tel: (212) 450-2000.
Joe Browne, Exec VP Communications & Public Affairs; **Greg Aiello**, VP Public Relations;
Leslie Hammond, Dir. Media Services; **Brian McCarthy**, Dir. of Corporate Communications;
Steve Alic, AFC Information Mgr.; **Mike Signora**, NFC Information Mgr.



Arizona Cardinals

Mark Dalton,
 Greg Gladysiewicz, Chris Melvin
 8701 S. Hardy Drive
 Tempe, AZ 85284-2800
 (602) 379-0101
 Fax (602) 379-1821

Atlanta Falcons

Aaron Salkin
 Frank Kleha
 4400 Falcon Parkway
 Flowery Branch, GA 30542
 (770) 965-3115
 Fax (770) 965-2766

Baltimore Ravens

Kevin Byrne
 Chad Steele
 11001 Owings Mills Blvd.
 Owings Mills, MD 21117
 (410) 654-6200
 Fax (410) 654-6249

Buffalo Bills

Scott Berchtold
 Bill Hudock
 One Bills Drive
 Orchard Park, NY 14127
 (716) 648-1800
 Fax (716) 648-3202

Carolina Panthers

Charlie Dayton
 Bruce Speight
 800 South Mint Street
 Charlotte, NC 28202-1502
 (704) 358-7000
 Fax (704) 358-7615

Chicago Bears

Roger Hacker
 Jim Christman
 1000 Football Drive
 Lake Forest, IL 60045
 (847) 295-9657
 Fax (847) 615-2387

Cincinnati Bengals

Jack Brennan
 PJ Combs
 One Paul Brown Stadium
 Cincinnati, OH 45202-3492
 (513) 621-3550
 Fax (513) 455-8740

Cleveland Browns

Todd Stewart
 Ken Mather, Amy Palcic
 76 Lou Groza Blvd.
 Berea, OH 44017-0146
 (440) 891-5000
 Fax (440) 891-5010

Dallas Cowboys

Rich Dalrymple
 Brett Daniels
 One Cowboys Parkway
 Irving, TX 75063
 (972) 556-9900
 Fax (972) 556-9918

Denver Broncos

Jim Saccomano
 Paul Kirk, Mark Cicero
 13655 Broncos Parkway
 Englewood, CO 80112
 (303) 649-9000
 Fax (303) 649-0562

Detroit Lions

Matt Barnhart
 Deanna Caldwell
 222 Republic Drive
 Allen Park, MI 48101
 (313) 216-4000
 Fax (313) 216-4229

Green Bay Packers

Jeff Blum
 Aaron Popkey
 1265 Lombardi Avenue
 Green Bay, WI 54304
 (920) 569-7500
 Fax (920) 569-7201

Houston Texans

Tony Wyllie
 Rocky Harris, Kevin Cooper
 Two Reliant Park
 Houston, TX 77054
 (832) 667-2000
 FAX: (832) 667-2188

Indianapolis Colts

Craig Kelley
 Jim Saccamano
 7001 West 56th Street
 Indianapolis, IN 46254
 (317) 297-2658
 Fax (317) 388-0982

Jacksonville Jaguars

Dan Edwards, Rick Korch
 Hunter Robinson, Steven Drummond
 One ALLTE Stadium Place
 Jacksonville, FL 32202
 (904) 633-6000
 Fax (904) 633-6055

Kansas City Chiefs

Bob Moore
 Pete Moris
 One Arrowhead Drive
 Kansas City, MO 64129
 (816) 920-9300
 Fax (816) 923-4719

Miami Dolphins

Harvey Greene
 Neal Gulkis, Seth Levit
 7500 SW 30th Street
 Davie, FL 33314
 (954) 452-7000
 Fax (954) 452-7055

Minnesota Vikings

Bob Hagan
 Tom West
 9520 Viking Drive
 Eden Prairie, MN 55344
 (952) 828-6500
 Fax (952) 828-6540

New England Patriots

Stacey James
 Casey O'Connell
 Gillette Stadium
 Foxboro, MA 02035
 (508) 543-8200
 Fax (508) 543-9053

New Orleans Saints

Greg Bensel
 Ricky Zeller
 5800 Airline Drive
 Metairie, LA 70003
 (504) 731-1799
 Fax (504) 731-1888

New York Giants

Pat Hanlon
 Peter John-Baptiste
 Giants Stadium
 East Rutherford, NJ 07073
 (201) 935-8111
 Fax (201) 935-8493

New York Jets

Ron Colangelo
 Doug Miller, Jared Winley
 1000 Fulton Avenue
 Hempstead, NY 11550
 (516) 560-8157
 Fax (516) 560-8197

Oakland Raiders

Mike Taylor
 Craig Long
 1220 Harbor Bay Parkway
 Alameda, CA 94502
 (510) 864-5000
 Fax (510) 864-5160

Philadelphia Eagles

Derek Boyko
 Rich Burg, Bob Lange
 One NovaCare Way
 Philadelphia, PA 19145
 (215) 463-2500
 Fax (215) 339-6745

Pittsburgh Steelers

Ron Wahl
 Dave Lockett
 3400 South Water Street
 Pittsburgh, PA 15203
 (412) 432-7800
 Fax (412) 432-7878

St. Louis Rams

Duane Lewis
 Doug Bray, Artis Twyman
 One Rams Way
 St. Louis, MO 63045
 (314) 982-7267
 Fax (314) 770-9261

San Diego Chargers

Bill Johnston
 Scott Yoffe
 4020 Murphy Canyon Rd.
 San Diego, CA 92123
 (858) 874-4500
 Fax (858) 292-2760

San Francisco 49ers

Kirk Reynolds
 Jason Jenkins, Kristin Johnson
 4949 Centennial Blvd.
 Santa Clara, CA 95054
 (408) 562-4949
 Fax (408) 727-2760

Seattle Seahawks

Dave Pearson
 Lane Gammel
 11220 NE 53rd Street
 Kirkland, WA 98033
 (425) 827-9777
 Fax (425) 893-5108

Tampa Bay Buccaneers

Jeff Kamis
 Zack Bolno
 One Buccaneer Place
 Tampa, FL 33607
 (813) 870-2700
 Fax (813) 878-0813

Tennessee Titans

Robbie Bohren
 William Bryant
 460 Great Circle Road
 Nashville, TN 37228
 (615) 565-4000
 Fax (615) 565-4105

Washington Redskins

Michelle Jessier
 21300 Redskin Park Drive
 Ashburn, VA 20147
 (703) 726-7000
 Fax (703) 726-7086

BENGALS TV, RADIO & INTERNET



Paul Keels



Anthony Munoz



Brad Johansen



Dave Lapham



Geoff Hobson

— BENGALS PRESEASON TELEVISION —

Paul Keels and Anthony Munoz will team up again in the broadcast booth for this season's games on the Bengals Preseason TV Network. Keels will do play-by-play, with Munoz as the analyst.

For the 16th time in the past 17 years, Cincinnati's WKRC-TV (Channel 12) will be the flagship station of the network. Also on the network are WKEF-TV (Channel 22) and WRGT-TV (Channel 45) in Dayton, Ohio; WWHO-TV (Channel 53) in Columbus, Ohio; WDRB-TV (Channel 41) and WFTE-TV (Channel 58) in Louisville, Ky.; and WTVQ-TV (Channel 36) in Lexington, Ky.

Keels, a Cincinnati native, is also currently the voice of the Ohio State Buckeyes for football and basketball. He was the University of Cincinnati's primary football and basketball broadcaster over a period from 1989-98, and was the Bengals' play-by-play voice on radio in '96. Munoz, Bengals' Hall of Fame offensive tackle, will be in his seventh season as preseason analyst.

— BENGALS WEEKLY TV SHOW —

The Bengals produce a weekly television show — Bengals Weekly with Marvin Lewis — that will air every Sunday morning during the 2004 NFL regular season at 11:30 A.M. on WKRC-TV (Channel 12) in Cincinnati and WRGT-TV (Channel 45) in Dayton. The show will also air (on an alternate schedule) in Dayton on WKEF-TV (Channel 22); in Louisville on WDRB-TV (Channel 41) and WFTE-TV (Channel 58); and in Lexington on WTVQ-TV (Channel 36).

— BENGALS RADIO NETWORK —

Bengals games will be aired this season on three Clear Channel flagship radio stations in the Cincinnati market. All games will be carried by All Sports 1360 Homer (WCKY-AM) and 92.5 The Fox (WOFX-FM). Also, once the Major League Baseball season is over, games will also be aired on 700 WLW-AM. The Bengals Radio Network includes stations across Ohio as well as in Kentucky, West Virginia and Virginia.

Brad Johansen, former play-by-play voice on Bengals preseason television, returns for his fifth season on radio play-by-play. Johansen is sports anchor for Cincinnati's WKRC-TV (CBS/Channel 12).

Dave Lapham, a Bengals offensive lineman from 1974-83, is in his 19th consecutive season as the analyst on Bengals radio broadcasts. He also works as an analyst for Big 12 college games on TV's Fox Sports Net, and has broadcast the NFL Europe League's World Bowl game on Sporting News Radio the last five seasons.

As of July 10, the Bengals Radio Network included 25 stations:

OHIO		
City	Station	Frequency
Canton	WTIG-AM	990
Celina	WCSM-FM	96.7
Chillicothe	WBEX-AM	1490
Cincinnati	WCKY-AM	1360
	WOFX-FM	92.5
	WLW-AM	700
Columbus	WTVN-AM	610
Dayton	WTUE-FM	104.7
Findlay	WFIN-AM	1330
Hillsboro	WSRW-AM	1590
Ironton	WIRO-AM	1230
Lima	WIMA-AM	1150
Marietta	WMOA-AM	1490
Middleport	WMPO-AM	1390
Portsmouth	WIOI-AM	1010

OHIO (cont'd)		
City	Station	Frequency
Uhrichsville	WBTC-AM	1540
Washington Court House	WKSJ-AM	1250
KENTUCKY		
Burnside	WKEO-AM	910
	WSFC-AM	1240
Danville	WHIR-AM	1230
Lexington	WLAP-AM	630
Louisville	WKJK-AM	1080
Paintsville	WKHY-AM	600
WEST VIRGINIA		
Huntington	WVHU-AM	800
VIRGINIA		
Front Royal	WZRV-FM	95.3

— BENGALS.COM —

The club's official Web site, bengals.com, offers a variety of features, including up-to-the-down live coverage of every game, complete with news stories, sidebars, and analysis. During the season, the site provides breaking news, daily team updates and notes, as well as in-depth conversations with players and coaches, analysis of the upcoming game, and commentary. Geoff Hobson, former Bengals beat reporter for *The Cincinnati Post* and later for *The Cincinnati Enquirer*, is the Web site editor. [Bengals.com](http://bengals.com) also provides live audio coverage of head coach Marvin Lewis' news conferences during the week, as well as postgame press conferences. During the week, the site hosts audio one-on-one interviews with players and coaches.

Also available on bengals.com are the club's roster, depth chart, biographies of coaches and players, as well as information regarding tickets, cheerleaders, and Paul Brown Stadium.

At the 2003 NFL Internet meetings, bengals.com was voted the "best content" award in polling of all 32 teams.

MEDIA INFORMATION

Cincinnati Bengals

One Paul Brown Stadium
Cincinnati, Ohio 45202
Switchboard: (513) 621-3550
Ticket Office: (513) 621-TDID (8383)
FAX: (513) 621-3570

Jack Brennan

Public Relations Director
Direct: (513) 455-8347

PJ Combs

Assistant Public Relations Director
Direct: (513) 455-8349

Inky Moore

Public Relations Assistant
Direct: (513) 455-8348

Training Camp (July 30-Aug. 25)

Georgetown (Ky.) College
100 Stadium Drive
Georgetown, KY 40324
Switchboard: (502) 868-6300
Media Room (Press Box): (502) 868-6351
Public Relations FAX: (502) 868-6545

GAME DAYS

CREDENTIALS FOR HOME GAMES: To receive a media credential for a Bengals game, one must be a member of an accredited news organization with a legitimate working function that requires access to the stadium. No one under 18 years old may use a credential. Interns of news organizations are not permitted to use credentials (unless prior clearance from the Bengals' public relations department is sought and granted). Media are not permitted to have guests of any kind (executives, sponsors, advertisers, friends, family, etc.) in secured areas of the stadium (in the press box/booth area, on the field, in the locker rooms, etc.) at any time. Credential privileges can and will be revoked if any of these or the following policies are not honored. Credential use is monitored. All credential requests should be made in writing on company letterhead by the media organization's manager — the sports editor of a newspaper, for example, or the sports director of a TV or radio station. Place all requests to the attention of Bengals' public relations director Jack Brennan. All requests should be faxed (513-621-3570) by 5 p.m. on the Mondays preceding the games. Please specify the types of credentials required — reporter, photographer or otherwise — and note whether locker room access is necessary. Also note whether you wish to have the credentials mailed or left at will call. All credentials are nontransferable.

MEDIA WILL CALL/MEDIA ENTRANCE: Will call is located on the plaza on north side of the stadium (the downtown side) between Gates B and C. All media must enter the media entrance next to Gate B on the plaza on the northwest side (downtown side, close to practice fields) of the stadium. Media will not be admitted through any other entrance. The media entrance opens five hours prior to kickoff (at 8 a.m. for a 1 p.m. game). In order to enter the stadium, each reporter or photographer must meet the following three conditions (if any of the three conditions are not met, he/she will not be permitted to enter the stadium): (1) He/she must have the proper credential; (2) he/she must present a photo ID (i.e., driver's license); and (3) His/her name must be on the media list (names should be provided to the Bengals' public relations department by your sports editor/director prior to each home game). All equipment and baggage is subject to visual search.

PRESS BOX/BOOTH: Option No. 1: Enter media entrance on the plaza next to Gate B on the plaza on the northwest side (downtown side, close to practice fields) of the stadium and turn right. Take the escalator just inside the gate entrance. The escalator terminates one level above the press box. Take a right at the end of the escalator, and descend one flight of stairs and turn right. The press box will be straight ahead inside the glass doors. Option No. 2: Enter media entrance next to Gate B on the plaza on the northwest side (downtown side, close to practice fields) of the stadium and turn right. Follow the concourse and descend the concourse stairs on the west side of the stadium. The elevators are located on the right immediately after the glass wall and escalator. Take an elevator to CS (Club Suite) Level. The press box is adjacent to the elevators.

PHOTOGRAPHERS' WORK AREA: Enter media entrance next to Gate B on the plaza on the northwest side (downtown side, close to practice fields) of the stadium and turn right. Follow the concourse and descend the concourse stairs on the west side of the stadium. The elevators are located on the right immediately after the glass wall and escalator. Take an elevator to FL (Field Level). Turn right into the hallway. Turn left at the southwest truck dock. The arm-band check-in table (photographers must sign an injury waiver form to receive an arm band, which is necessary for field access) will be on the left. The photographers' work area is just inside the door behind the arm-band check-in table.

TELEPHONES IN THE PRESS BOX: In most cases, it is not necessary to order individual telephone lines for games. There are more than two dozen general-use telephones (analog only) located throughout the press box seating area. They provide free local calls, but require an 800 number for long distance service. In addition, four general-use telephones are located in the work room behind the third row of the press box. If a dedicated telephone line in the press box is necessary, please contact Bengals assistant public relations director PJ Combs at (513) 621-3550 no later than 5 p.m. on the Tuesday before the game.

POSTGAME INTERVIEWS/LOCKER ROOM ACCESS: For media with locker room access, the locker rooms are opened for interviews with players and coaches within 12 minutes after the conclusion of a game. Both the Bengals' locker room and the visitors' locker room have news conference rooms for the head coaches' postgame news conferences and any star players' postgame news conferences. Both news conference rooms include built-in multi-box systems for television and radio reporters, as well as proper lighting and audio amplification. Television reporters should set up tripods in the rear of the news conference rooms to reduce congestion around the podium. Since both news conference rooms have direct-access entrances separate from the locker rooms, TV/radio media can access the rooms anytime before a game to set up equipment for use after the game.

WALKING DIRECTIONS FROM PRESS BOX TO STADIUM EXIT: To depart press box after game, take an elevator or the stairs to sideline level (SL). Turn right out of elevator lobby and exit through any "exit" gate, which are to the left of the entrance gates.

CREDENTIALS FOR AWAY GAMES: Place all requests to the attention of Bengals public relations director Jack Brennan. All requests should be faxed (513-621-3570) no later than 10 days before the game. Please specify the types of credentials required — reporter, photographer or otherwise — and note whether locker room access is necessary. Media from outside the Greater Cincinnati region should submit requests to the home team.

HOTEL ACCOMMODATIONS FOR AWAY GAMES: Place all requests to Bengals business manager Bill Connelly (513-621-3550 phone; 513-621-3570 fax) no later than 5 p.m. on the Tuesdays before the games. Please note the types of accommodations required.

DURING THE WEEK

MEDIA ROOM: The Bengals have a media workroom at Paul Brown Stadium that is available for media use during business hours. Countertop space, electrical outlets and telephones (analog only) are available.

PRACTICES: All practices after training camp are closed to the media. Photographers and videographers, however, will be permitted to shoot individual warm-up drills during the first 15 minutes of selected practices. Call the Bengals' public relations department for times.

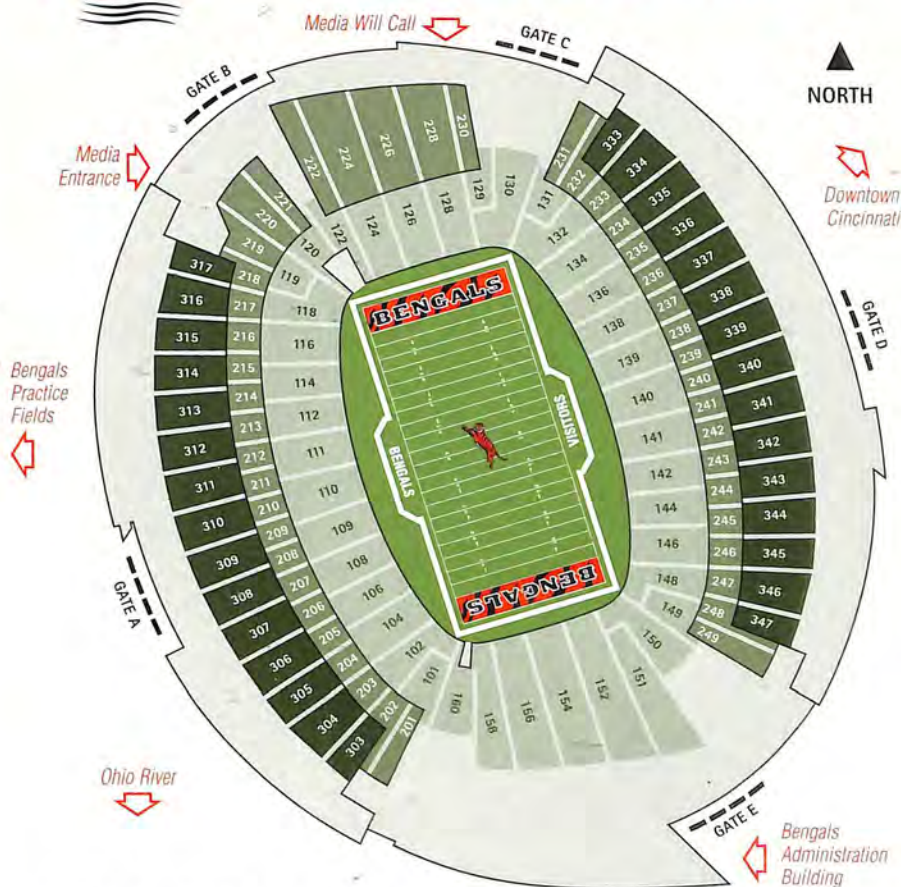
HEAD COACH INTERVIEWS: The Bengals' head coach is available for interviews in a news conference setting at scheduled times during the week. Call the Bengals' public relations department for times.

LOCKER ROOM/PLAYER INTERVIEWS: The team's locker room at Paul Brown Stadium is open to the media at scheduled times during the week. Call the Bengals' public relations department for times.

TV INTERVIEW ROOM: An interview room for television reporters is available upon request. The room has chairs and electrical outlets for lighting. Background materials are not provided.



Paul Brown Stadium Seating and Ticket Information



Paul Brown Stadium seats 65,328 for Bengals games. Single-game ticket information is available by visiting the team's Web site at www.bengals.com. Fans can purchase single-game tickets, which range in price from \$40-\$60, in any of the following three ways:

- 1) By telephone by contacting the Bengals ticket office at (513) 621-TDTD (8383) or TicketMaster at (513) 562-4949.
- 2) Online by visiting www.bengals.com or www.ticketmaster.com.

3) In person from 9 a.m.-5 p.m. Monday through Friday at the Bengals ticket office, located in the team's administrative offices on the Plaza Level near Gate E on the southeast side of the stadium. On game days, the ticket office is located on the Plaza Level between Gates B and C on the north side of the stadium, opening four hours prior to kickoff for day-of-game ticket purchases. Tickets also can be purchased in person at any area TicketMaster outlet.

For information about season tickets, contact the Bengals ticket office at (513) 621-TDTD (8383) or visit www.bengals.com. For information about club seats, private suites and hospitality opportunities, contact the team's premium seat sales department at (513) 621-3550 (ext. 2352) or visit www.bengals.com.

Paul Brown Stadium seating elevations are divided into three primary levels. The capacities and price ranges:

SEATING AREA	*NO. OF SEATS	*TICKET PRICE
Field Level (light green sections in above diagram)	28,385	\$50-\$60
Club Level (medium green; includes private suites)	17,613	\$40-\$60
Canopy Level (dark green)	19,330	\$40-\$50
	65,328	

*NOTE: Price ranges listed are for non-premium, single-game tickets only. For information about the pricing of club seats, private suites and hospitality opportunities, contact the Bengals' premium seat sales department at (513) 621-3550 (ext. 2352). The stadium capacity listed does not include additional standing room seats in private suites, or wheelchair-accessible seating locations.



Longer Hours

Drive-Thru 8am-7pm


Stores 9am-6pm

Saturdays 9am-4pm

Call 888-579-2220
providentbank.com



Personal Approach. Proven Results.

 Equal Housing Lender.
Member FDIC.